


EMPRESA SOCIAL DEL ESTADO BARRANCABERMEJA
EJECUCION DE INGRESOS POR RECAUDOS

PERIODO


Periodo comprendido entre: ENERO 01 DE 2022 y JUNIO 30 DE 2022

CODIGO PPTAL	DENOMINACION PPTAL	PPTO INICIAL	ADICIONES	REDUCCION	CREDITO	CONTRA CREDITOS	PPTO DEFINITIVO	RECONOCIMIENTO						RECOGIMIENTO ACUMULADAS	SALDO POR EJECUTAR
								ENERO	FEBRERO	MARZO	ABRIL	MAYO	JUNIO		
I.	PRESUPUESTO DE INGRESOS	16,823,805,546	9,632,060,716	0	0	0	26,455,866,262	1,491,270,035	2,082,195,298	9,822,387,027	1,358,001,996	1,282,313,970	2,234,128,281	18,270,296,606	8,185,569,656
I.0000	DISPONIBILIDAD INICIAL	0	6,903,056,476	0	0	0	6,903,056,476	0	0	6,903,056,476	0	0	0	6,903,056,476	0
I.1000	INGRESOS CORRIENTES	15,323,805,546	245,732,700	0	0	0	15,569,538,246	1,026,425,906	1,286,821,679	1,367,381,689	1,335,189,565	1,219,696,592	2,120,812,254	8,356,327,685	7,213,210,561
I.1100	INGRESOS DE EXPLOTACION	14,306,500,000	245,732,700	0	0	0	14,552,232,700	1,026,425,906	1,286,821,679	1,367,381,689	1,335,189,565	1,219,696,592	2,120,812,254	8,356,327,685	6,195,905,015
I.1110	Venta de Servicios	14,306,500,000	245,732,700	0	0	0	14,552,232,700	1,026,425,906	1,286,821,679	1,367,381,689	1,335,189,565	1,219,696,592	2,120,812,254	8,356,327,685	6,195,905,015
I.1111	Régimen Contributivo	200,000,000	0	0	0	0	200,000,000	7,877,222	12,189,547	15,052,504	5,968,456	23,690,659	8,650,106	73,428,494	126,571,506
I.1112	Régimen Subsidiado	13,980,000,000	0	0	0	0	13,980,000,000	993,176,565	1,115,522,246	1,303,885,697	1,320,410,531	1,341,243,531	1,894,954,732	7,969,193,302	6,010,806,698
I.1112-01	Subsidios Totales	13,980,000,000	0	0	0	0	13,980,000,000	993,176,565	1,115,522,246	1,303,885,697	1,320,410,531	1,341,243,531	1,894,954,732	7,969,193,302	6,010,806,698
I.1112-02	Subsidios Parciales	0	0	0	0	0	0	0	0	0	0	0	0	0	0
I.1113	Écat- Soat	5,000,000	0	0	0	0	5,000,000	374,238	133,978	623,466	0	160,500	66,989	1,359,171	3,640,829
I.1114	Cuotas de Recuperación	41,500,000	0	0	0	0	41,500,000	5,550,181	2,811,050	2,564,200	1,762,750	1,840,600	2,357,850	16,886,631	24,613,369
I.1115	Particulares	80,000,000	0	0	0	0	80,000,000	9,167,662	2,821,954	18,808,962	7,047,828	6,239,552	6,594,407	50,680,365	29,319,635
I.1116	Otras I.P.S	0	0	0	0	0	0	0	0	0	0	0	0	0	0
I.1117	Otras Entidades, Convenio	0	0	0	0	0	0	10,280,038	153,342,904	-155,488,678	0	18,177,250	7,457,730	33,769,244	-33,769,244
I.1117-01	Convenio Municipio - Vinculados	0	0	0	0	0	0	0	0	0	0	0	0	0	0
I.1117-02	Plan de Intervenciones Colectivas	0	0	0	0	0	0	0	0	0	0	0	0	0	0
I.1117-03	APS	0	0	0	0	0	0	0	0	0	0	0	0	0	0
I.1117-04	Otros Contratos Interadministrativos	0	0	0	0	0	0	10,280,038	153,342,904	-155,488,678	0	18,177,250	7,457,730	33,769,244	-33,769,244
I.1117-05-ECOP	Contrato Ecopetrol	0	0	0	0	0	0	0	0	0	0	0	0	0	0
I.1117-06-	Otros aportes de la nacion No Ligados a La Venta de Servicios de Salud	0	0	0	0	0	0	0	0	0	0	0	0	0	0
I.1118	Plan de Intervenciones Colectivas	1,017,305,546	0	0	0	0	1,017,305,546	0	0	0	0	0	0	0	1,017,305,546
I.1119	AGENDAMIENTO Y APLICACION DE LA VACUNA CONTRA EL COVID-19	0	245,732,700	0	0	0	245,732,700	0	0	181,935,538	0	-171,655,500	200,730,440	211,010,478	34,722,222
I.1200	APORTES	0	0	0	0	0	0	0	0	0	0	0	0	0	0
I.1212	Situado Fiscal- Aportes Patronales	0	0	0	0	0	0	0	0	0	0	0	0	0	0
I.1213	Aportes PSFF	0	0	0	0	0	0	0	0	0	0	0	0	0	0
I.1214	Aportes Nacion	0	0	0	0	0	0	0	0	0	0	0	0	0	0
I.1215	Aportes Municipio	0	0	0	0	0	0	0	0	0	0	0	0	0	0
I.1300	OTROS INGRESOS CORRIENTES	0	0	0	0	0	0	0	0	0	0	0	0	0	0
I.1330	Otros Ingresos	0	0	0	0	0	0	0	0	0	0	0	0	0	0
I.2000	INGRESOS DE CAPITAL	1,500,000,000	2,483,271,539	0	0	0	3,983,271,539	464,844,129	795,373,619	1,551,948,861	22,812,431	62,617,378	113,316,027	3,010,912,444	972,359,095
I.2100	Recuperación de Cartera	1,500,000,000	2,483,242,841	0	0	0	3,983,242,841	464,450,207	795,018,992	1,551,600,524	22,529,927	62,442,665	113,026,349	3,009,068,664	974,174,177
I.2101	Rendimientos Financieros	0	28,698	0	0	0	28,698	393,922	354,626	348,337	282,504	174,713	289,678	1,843,780	-1,815,082


ELISA FERNANDA PEÑA REYES
 Subdirectora Administrativa y Financiera

EMPRESA SOCIAL DEL ESTADO BARRANCABERIV
EJECUCION DE INGRESOS POR RECAUDOS

CODIGO PPTAL	DENOMINACION PPTAL	RECAUDOS							
		ENERO	FEBRERO	MARZO	ABRIL	MAYO	JUNIO	RECAUDOS ACUMULADO	CUENTAS POR COBRAR
I.	PRESUPUESTO DE INGRESOS	1,454,941,117	1,931,066,582	9,497,616,755	1,189,121,972	1,441,431,354	1,358,019,726	16,872,197,506	1,398,099,100
I.0000	DISPONIBILIDAD INICIAL	0	0	6,903,056,476	0	0	0	6,903,056,476	0
I.1000	INGRESOS CORRIENTES	990,096,988	1,135,692,963	1,042,611,417	1,166,309,541	1,378,813,976	1,244,703,699	6,958,228,585	1,398,099,100
I.1100	INGRESOS DE EXPLOTACION	990,096,988	1,135,692,963	1,042,611,417	1,166,309,541	1,378,813,976	1,244,703,699	6,958,228,585	1,398,099,100
I.1110	Venta de Servicios	990,096,988	1,135,692,963	1,042,611,417	1,166,309,541	1,378,813,976	1,244,703,699	6,958,228,585	1,398,099,100
I.1111	Régimen Contributivo	0	147,084	293,576	3,793,220	13,583,619	2,288,803	20,106,302	53,322,192
I.1112	Régimen Subsidiado	974,266,769	987,526,189	1,012,939,850	1,142,443,651	1,352,624,737	1,239,504,933	6,709,306,130	1,259,887,172
I.1112-01	Subsidios Totales	974,266,769	987,526,189	1,012,939,850	1,142,443,651	1,352,624,737	1,239,504,933	6,709,306,130	1,259,887,172
I.1112-02	Subsidios Parciales	0	0	0	0	0	0	0	0
I.1113	Ecat- Soat	0	0	366,931	0	0	552,113	919,044	440,127
I.1114	Cuotas de Recuperación	5,550,181	2,811,050	2,564,200	1,762,750	1,840,600	2,357,850	16,886,631	0
I.1115	Particulares	0	0	0	0	0	0	0	50,680,365
I.1116	Otras I.P.S	0	0	0	0	0	0	0	0
I.1117	Otras Entidades, Convenio	10,280,038	145,208,640	-155,488,678	0	0	0	0	33,769,244
I.1117-01	Convenio Municipio - Vinculados	0	0	0	0	0	0	0	0
I.1117-02	Plan de Intervenciones Colectivas	0	0	0	0	0	0	0	0
I.1117-03	APS	0	0	0	0	0	0	0	0
I.1117-04	Otros Contratos Interadministrativos	10,280,038	145,208,640	-155,488,678	0	0	0	0	33,769,244
I.1117-05-ECOP	Contrato Ecopetrol	0	0	0	0	0	0	0	0
I.1117-06-	Otros aportes de la nacion No Ligados a La Venta de Servicios de Salud	0	0	0	0	0	0	0	0
I.1118	Plan de Intervenciones Colectivas	0	0	0	0	0	0	0	0
I.1119	AGENDAMIENTO Y APLICACION DE LA VACUNA CONTRA EL COVID-19	0	0	181,935,538	18,309,920	10,765,020	0	211,010,478	0
I.1200	APORTES	0	0	0	0	0	0	0	0
I.1212	Situado Fiscal- Aportes Patronales	0	0	0	0	0	0	0	0
I.1213	Aportes PSFF	0	0	0	0	0	0	0	0
I.1214	Aportes Nacion	0	0	0	0	0	0	0	0
I.1215	Aportes Municipio	0	0	0	0	0	0	0	0
I.1300	OTROS INGRESOS CORRIENTES	0	0	0	0	0	0	0	0
I.1330	Otros Ingresos	0	0	0	0	0	0	0	0
I.2000	INGRESOS DE CAPITAL	464,844,129	795,373,619	1,551,948,861	22,812,431	62,617,378	113,316,027	3,010,912,444	0
I.2100	Recuperación de Cartera	464,450,207	795,018,992	1,551,600,524	22,529,927	62,442,665	113,026,349	3,009,068,664	0
I.2101	Rendimientos Financieros	393,922	354,626	348,337	282,504	174,713	289,678	1,843,780	0



ELISA FERNANDA PEÑA REYES
 Subdirectora Administrativa y Financiera

EMPRESA SOCIAL DEL ESTADO BARRANCABERMEJA

Periodo comprendido entre: ENERO 01 DE 2022 y JUNIO 30 DE 2022

EJECUCION DE GASTOS PAGOS ACUMULADOS Y CUENTAS POR PAGAR

PAGOS

CODIGO PPTAL	DENOMINACION PPTAL	PPTO INICIAL	ADICIONES	REDUCCION	CREDITO	CONTRA CREDITOS	PPTO DEFINITIVO	ENERO	FEBRERO	MARZO	ABRIL	MAYO	JUNIO	PAGOS ACUMULADAS	REGISTROS POR PAGAR	OBLIGACION POR PAGAR
G	PRESUPUESTO DE GASTOS	16,823,805,546	9,632,060,716	0	7,131,750,453	7,131,750,453	26,455,866,262	1,250,278,639	2,381,005,506	2,804,316,785	1,841,864,099	1,793,384,220	1,320,045,241	11,390,894,490	2,833,615,952	1,996,755,211
GF.	GASTOS DE FUNCIONAMIENTO	15,080,805,546	3,210,398,672	0	4,529,279,852	7,098,883,303	15,721,600,767	1,128,419,520	2,269,930,075	2,298,396,491	1,326,623,262	1,473,614,817	982,168,520	9,479,152,685	1,949,091,356	1,545,548,721
GF.1000000	GASTOS DE PERSONAL	10,796,220,382	296,066,117	0	1,576,059,735	4,864,841,543	7,803,504,691	243,990,727	382,157,492	732,847,697	914,093,654	986,940,664	716,397,023	3,976,427,257	1,428,785,116	1,287,528,854
GF.1010000	GASTOS DE ADMINISTRACIÓN	3,364,276,926	0	0	154,041,221	820,000,000	2,698,318,147	92,162,937	149,670,739	382,227,136	318,385,897	322,167,435	159,419,546	1,424,033,690	460,306,301	366,961,844
GF.1010100	Servicios Personales Asociados a la Nómina	1,457,480,288	0	0	0	470,000,000	987,480,288	91,898,221	77,291,785	77,458,898	115,441,016	103,473,125	86,758,666	552,321,711	46,267,069	46,267,069
GF.1010101	Sueldos	1,137,398,028	0	0	0	400,000,000	737,398,028	76,915,314	74,690,557	74,554,991	93,469,187	65,302,811	69,016,280	453,949,140	0	0
GF.1010104	Otros	320,082,260	0	0	0	70,000,000	250,082,260	14,982,907	2,601,228	2,903,907	21,971,829	38,170,314	17,742,386	98,372,571	46,267,069	46,267,069
GF.1010104-01	Bonificación Por Servicios Prestados	33,696,852	0	0	0	0	33,696,852	2,699,940	2,601,228	0	7,251,279	6,309,375	0	18,861,822	0	0
GF.1010104-02	Vacaciones	74,548,864	0	0	0	0	74,548,864	5,714,568	0	2,548,182	9,052,054	13,325,111	10,764,959	41,404,874	7,731,563	7,731,563
GF.1010104-03	Prima de Vacaciones	50,828,773	0	0	0	0	50,828,773	3,923,168	0	316,376	4,885,833	8,516,508	6,201,046	23,842,931	5,816,945	5,816,945
GF.1010104-04	Prima de Navidad	105,893,272	0	0	0	70,000,000	35,893,272	244,363	0	0	16,740	2,838,954	0	3,100,057	0	0
GF.1010104-05	Prima de Servicios	48,795,621	0	0	0	0	48,795,621	1,886,605	0	0	136,967	6,488,398	0	8,511,970	31,985,939	31,985,939
GF.1010104-06	Bonificación especial de Recreacion.	6,318,878	0	0	0	0	6,318,878	514,263	0	39,349	628,956	691,968	776,382	2,650,918	732,621	732,621
GF.1010200	Servicios Personales Indirectos	1,516,359,600	0	0	98,041,221	300,000,000	1,314,400,821	0	43,443,065	280,995,008	175,756,050	179,398,623	47,239,164	726,831,910	391,160,380	297,816,223
GF.1010200-01	Honorarios	168,820,260	0	0	0	0	168,820,260	0	17,240,800	13,916,000	14,916,000	13,916,000	14,416,000	74,404,800	50,799,200	9,416,000
GF.1010200-02	Remuneración de Servicios Técnicos	1,347,539,340	0	0	98,041,221	300,000,000	1,145,580,561	0	26,202,265	267,079,008	160,840,050	165,482,623	32,823,164	652,427,110	340,361,180	288,400,223
GF.1010300	Contribuciones Nomina Sector Privado	264,729,576	0	0	21,000,000	50,000,000	235,729,576	264,716	16,842,089	13,565,005	16,086,481	25,442,337	14,903,466	87,104,094	14,154,252	14,153,952
GF.1010302	Contribuciones Nomina Sector Privado con Situacion de Fondos	264,729,576	0	0	21,000,000	50,000,000	235,729,576	264,716	16,842,089	13,565,005	16,086,481	25,442,337	14,903,466	87,104,094	14,154,252	14,153,952
GF.1010302-01	Aportes a Seguridad Social	46,584,643	0	0	0	0	46,584,643	0	6,763,664	5,829,280	7,004,780	8,513,820	6,237,716	34,349,260	6,265,952	6,265,952
GF.1010302-02	Reserva Pensional	13,108,568	0	0	21,000,000	0	34,108,568	0	2,598,825	2,824,125	3,421,500	3,878,550	3,029,050	15,752,050	3,043,000	3,043,000
GF.1010302-03	Reserva para Cesantías	122,697,770	0	0	0	50,000,000	72,697,770	264,716	0	0	16,801	5,833,567	0	6,115,084	0	0
GF.1010302-04	Riesgos Profesionales	28,527,871	0	0	0	0	28,527,871	0	3,644,200	1,783,800	1,936,400	1,691,300	11,363,400	1,742,900	1,742,900	
GF.1010302-05	Caja de Compensación Familiar	53,810,724	0	0	0	0	53,810,724	0	3,835,400	3,127,800	3,707,000	4,908,700	3,945,400	19,524,300	3,102,400	3,102,400
GF.1010400	Contribuciones Nomina Sector Público	125,707,462	0	0	35,000,000	0	160,707,462	0	12,093,800	10,208,225	11,102,350	13,853,350	10,518,250	57,775,975	8,724,600	8,724,600
GF.1010402	Contribuciones Nomina Sector Público con Situacion de Fondos	125,707,462	0	0	35,000,000	0	160,707,462	0	12,093,800	10,208,225	11,102,350	13,853,350	10,518,250	57,775,975	8,724,600	8,724,600
GF.1010402-01	Aportes Seguridad Social	0	0	0	0	0	0	0	0	0	0	0	0	0	0	0
GF.1010402-02	Reserva Pensional	52,657,987	0	0	35,000,000	0	87,657,987	0	7,298,400	6,297,225	6,467,550	7,717,250	5,585,650	33,366,075	4,846,200	4,846,200
GF.1010402-03	Reserva para Cesantías	5,786,068	0	0	0	0	5,786,068	0	0	0	0	0	0	0	0	0
GF.1010402-04	I.C.B.F.	40,358,045	0	0	0	0	40,358,045	0	2,877,100	2,346,500	2,780,800	3,681,500	2,959,400	14,645,300	2,326,900	2,326,900
GF.1010402-05	SENA	26,905,362	0	0	0	0	26,905,362	0	1,918,300	1,564,500	1,854,000	2,454,600	1,973,200	9,764,600	1,551,500	1,551,500
GF.1020000	GASTOS DE OPERACION	7,431,943,456	296,066,117	0	1,422,018,514	4,044,841,543	5,105,186,544	151,827,790	232,486,753	350,620,561	595,707,757	664,773,229	556,977,477	2,552,393,567	968,478,816	920,567,011
GF.1020100	Servicios Personales Asociados a la Nómina	2,907,210,694	0	0	182,574,196	1,505,795,985	1,583,988,905	151,827,790	177,137,586	178,031,952	215,416,938	218,487,565	163,698,476	1,104,600,307	166,779,186	166,779,186
GF.1020101	Sueldos	2,263,454,832	0	0	182,574,196	1,305,795,985	1,140,233,043	151,827,790	167,991,467	159,187,805	197,169,238	163,797,046	146,333,462	986,306,808	0	0
GF.1020104	Otros	643,755,862	0	0	0	200,000,000	443,755,862	0	9,146,119	18,844,147	18,247,700	54,690,519	17,365,014	118,293,499	166,779,186	166,779,186
GF.1020104-01	Bonificación Por Servicios Prestados	69,316,680	0	0	0	0	69,316,680	0	9,146,119	8,318,664	2,060,225	9,974,151	8,816,502	38,315,661	0	0
GF.1020104-02	Vacaciones	148,702,835	0	0	0	0	148,702,835	0	0	4,530,290	10,887,195	19,910,139	7,310,441	42,638,065	45,484,050	45,484,050
GF.1020104-03	Prima de Vacaciones	101,388,305	0	0	0	0	101,388,305	0	0	3,042,935	4,501,821	12,479,987	1,093,856	21,118,599	35,639,346	35,639,346
GF.1020104-04	Prima de Navidad	211,225,628	0	0	0	200,000,000	11,225,628	0	730,654	79,233	4,886,577	0	5,696,464	0	0	0
GF.1020104-05	Prima de Servicios	100,547,665	0	0	0	0	100,547,665	0	1,815,880	158,466	5,449,588	0	7,423,934	81,223,143	81,223,143	
GF.1020104-06	Bonificación especial de Recreacion.	12,574,749	0	0	0	0	12,574,749	0	405,725	560,760	1,990,076	0	144,214	3,100,775	4,432,647	4,432,647
GF.1020200	Servicios Personales Indirectos	3,461,410,176	233,473,328	0	1,239,444,318	2,203,045,558	2,731,282,264	0	631,788	105,190,185	327,263,708	365,915,968	334,826,710	1,133,828,359	742,899,986	694,988,181
GF.1020200-01	Remuneración Servicios Técnicos	3,461,410,176	233,473,328	0	1,239,444,318	2,203,045,558	2,731,282,264	0	631,788	105,190,185	327,263,708	365,915,968	334,826,710	1,133,828,359	742,899,986	694,988,181
GF.1020300	Contribuciones Nómina Sector Privado	673,445,415	62,592,788	0	0	236,000,000	500,038,203	0	29,596,729	40,363,924	29,149,786	49,902,771	31,988,066	181,001,276	31,969,344	31,969,344
GF.1020302	Contribuciones Nomina Sector Privado Con Situacion de Fondos	673,445,415	62,592,788	0	0	236,000,000	500,038,203	0	29,596,729	40,363,924	29,149,786	49,902,771	31,988,066	181,001,276	31,969,344	31,969,344
GF.1020302-01	Aportes a Seguridad Social	210,925,320	2,024,404	0	0	0	212,949,724	0	15,001,104	14,936,584	14,008,868	17,308,048	15,376,816	76,631,420	15,500,344	15,500,344
GF.1020302-02	Reserva Pensional	87,022,051	60,568,384	0	0	56,000,000	91,590,435	0	5,265,525	6,025,963	4,418,000	5,463,100	4,820,250	25,992,838	4,949,600	4,949,600
GF.1020302-03	Reserva Para Cesantías	211,335,317	0	0	0	180,000,000	31,335,317	0	6,816,177	80,818	13,556,123	0	20,453,118	0	0	0
GF.1020302-04	Riesgos Profesionales	56,826,314	0	0	0	0	56,826,314	0	1,967,200	4,151,000	3,828,300	4,772,700	4,079,500	18,798,700	3,629,900	3,629,900
GF.1020302-05	Caja de Compensación Familiar	107,336,413	0	0	0	0	107,336,413	0	7,362,900	8,434,200	8,802,800	8,802,800	7,711,500	39,125,200	7,889,500	7,889,500
GF.1020400	Contribuciones Nómina Sector Público	389,877,171	0	0	0	100,000,000	289,877,171	0	25,120,650	27,034,500	23,877,325	30,466,925	26,464,225	132,963,625	26,830,300	26,830,300
GF.1020402	Contribuciones Nomina Sector Público con Situación de Fondos	389,877,171	0	0	0	100,000,000	289,877,171	0	25,120,650	27,034,500	23,877,325	30,466,925				

EMPRESA SOCIAL DEL ESTADO BARRANCABERMEJA

Periodo comprendido entre: ENERO 01 DE 2022 y JUNIO 30 DE 2022

EJECUCION DE GASTOS PAGOS ACUMULADOS Y CUENTAS POR PAGAR

PAGOS

CODIGO PPTAL	DENOMINACION PPTAL	PPTO INICIAL	ADICIONES	REDUCCION	CREDITO	CONTRA CREDITOS	PPTO DEFINITIVO	ENERO	FEBRERO	MARZO	ABRIL	MAYO	JUNIO	PAGOS ACUMULADAS	REGISTROS POR PAGAR	OBLIGACION POR PAGAR
GF.2000000	GASTOS GENERALES	3,184,585,164	12,288,070	0	1,465,594,629	1,092,214,026	3,570,253,838	62,919,209	234,497,991	222,927,462	230,231,751	366,725,164	220,106,792	1,337,408,368	439,235,562	196,000,915
GF.2010000	GASTOS DE ADMINISTRACION	389,023,520	0	0	5,934,000	31,650,000	363,307,520	11,066,267	13,010,226	39,257,030	22,332,713	38,061,495	33,498,014	157,225,745	34,626,958	18,809,523
GF.2010100	Adquisición de Bienes	62,400,000	0	0	0	0	62,400,000	0	2,076,669	9,026,016	9,686,355	610,700	669,453	22,069,193	700,000	0
GF.2010100-01	Compra de Equipos	0	0	0	0	0	0	0	0	0	0	0	0	0	0	0
GF.2010100-02	Materiales y Suministro	62,400,000	0	0	0	0	62,400,000	0	2,076,669	9,026,016	9,686,355	610,700	669,453	22,069,193	700,000	0
GF.2010200	Adquisición de Servicios	316,623,520	0	0	5,934,000	31,650,000	290,907,520	10,992,800	10,794,571	30,130,275	12,502,446	37,372,406	32,477,220	134,269,718	33,926,958	18,809,523
GF.2010200-01	Mantenimiento	56,455,520	0	0	0	0	56,455,520	0	2,286,790	18,072,612	0	0	5,981,822	26,341,224	3,000,000	1,655,355
GF.2010200-0101	Mantenimiento y Reparaciones General	3,000,000	0	0	0	0	3,000,000	0	0	1,000,000	0	0	0	1,000,000	0	0
GF.2010200-0102	Servicio de Aseo	24,455,520	0	0	0	0	24,455,520	0	0	13,359,402	0	0	5,981,822	19,341,224	0	0
GF.2010200-0103	Gastos de Computador	5,000,000	0	0	0	0	5,000,000	0	0	0	0	0	0	0	0	0
GF.2010200-0104	Combustibles, lubricantes y llantas	24,000,000	0	0	0	0	24,000,000	0	2,286,790	3,713,210	0	0	0	6,000,000	3,000,000	1,655,355
GF.2010200-02	Servicios Públicos	67,560,000	0	0	0	0	67,560,000	0	2,180,693	6,160,027	6,719,710	1,471,491	13,196,034	29,727,955	5,208,191	5,208,191
GF.2010200-03	Seguros	15,000,000	0	0	0	0	15,000,000	10,992,800	0	0	0	0	0	10,992,800	4,007,200	0
GF.2010200-04	Impresos y Publicaciones	6,000,000	0	0	0	750,000	5,250,000	0	615,000	0	0	0	0	615,000	0	0
GF.2010200-05	Comunicaciones y Transporte	62,208,000	0	0	5,184,000	20,000,000	47,392,000	0	4,838,400	5,184,000	5,184,000	5,964,000	5,184,000	26,354,400	5,529,600	5,184,000
GF.2010200-06	Viáticos y Gastos de Viaje	10,000,000	0	0	0	0	10,000,000	0	873,688	713,636	598,736	1,907,784	465,610	4,559,454	132,459	132,459
GF.2010200-07	Bienestar Social	5,000,000	0	0	0	0	5,000,000	0	0	0	0	0	0	0	0	0
GF.2010200-08	Capacitación	10,000,000	0	0	0	0	10,000,000	0	0	0	0	0	0	0	0	0
GF.2010200-09	Arrendamientos	0	0	0	0	0	0	0	0	0	0	0	0	0	0	0
GF.2010200-10	Servicios de Vigilancia	83,400,000	0	0	0	10,900,000	72,500,000	0	0	0	0	27,029,131	7,649,754	34,678,885	15,299,508	6,629,518
GF.2010200-11	Salud ocupacional	1,000,000	0	0	750,000	0	1,750,000	0	0	0	0	1,000,000	0	1,000,000	750,000	0
GF.2010300	Otros Gastos Generales	10,000,000	0	0	0	0	10,000,000	73,467	138,986	100,739	143,912	78,389	351,341	886,834	0	0
GF.2010300-01	Comisiones, Intereses y Gastos	10,000,000	0	0	0	0	10,000,000	73,467	138,986	100,739	143,912	78,389	351,341	886,834	0	0
GF.2020000	GASTOS DE OPERACION	2,795,561,644	12,288,070	0	49,099,592	1,060,564,026	1,796,385,280	51,852,942	37,487,549	145,282,988	114,355,630	271,717,778	167,496,439	788,193,326	328,667,021	128,554,417
GF.2020100	Adquisición de Bienes	156,000,000	0	0	24,912,650	44,912,650	136,000,000	0	24,912,650	12,137,001	24,182,370	12,386,910	16,070,273	89,689,203	30,423,447	11,384,196
GF.2020102	Otros	156,000,000	0	0	24,912,650	44,912,650	136,000,000	0	24,912,650	12,137,001	24,182,370	12,386,910	16,070,273	89,689,203	30,423,447	11,384,196
GF.2020102-01	Compra de Equipo	0	0	0	24,912,650	0	24,912,650	0	24,912,650	0	0	0	0	24,912,650	0	0
GF.2020102-02	Materiales y Suministros	156,000,000	0	0	0	44,912,650	111,087,350	0	0	12,137,001	24,182,370	12,386,910	16,070,273	64,776,553	30,423,447	11,384,196
GF.2020200	Adquisición de Servicios	2,639,561,644	12,288,070	0	24,186,942	1,015,651,376	1,660,385,280	51,852,942	12,574,899	133,145,987	90,173,260	259,330,868	151,426,167	698,504,123	298,243,575	117,170,221
GF.2020200-01	Mantenimiento	658,869,480	12,288,070	0	0	0	661,157,550	0	0	75,800,415	61,912,646	84,013,995	39,614,875	241,341,931	149,396,373	70,554,110
GF.2020200-0101	Mantenimiento y Reparacion generale	251,036,698	12,288,070	0	0	0	263,324,768	0	0	21,688,182	190,000	35,309,976	300,000	57,488,158	61,484,824	25,594,907
GF.2020200-0102	servicio de Aseo	366,832,782	0	0	0	0	366,832,782	0	0	53,936,098	41,722,646	40,377,301	35,758,827	171,794,872	78,970,450	43,018,104
GF.2020200-0103	Gastos de Computador	5,000,000	0	0	0	0	5,000,000	0	0	0	0	0	0	0	0	0
GF.2020200-0104	Combustibles, lubricantes y llantas	36,000,000	0	0	0	0	36,000,000	0	0	176,135	0	8,326,718	3,556,048	12,058,901	8,941,099	1,941,099
GF.2020200-02	Servicios Públicos	673,632,000	0	0	0	148,600,000	525,032,000	0	6,783,424	44,383,542	42,087,742	15,069,293	42,827,884	151,151,885	35,790,756	35,790,756
GF.2020200-03	Seguros	45,000,000	0	0	6,852,942	0	51,852,942	51,852,942	0	0	0	0	0	51,852,942	0	0
GF.2020200-04	Impresos y Publicaciones	674,872,164	0	0	0	627,051,376	47,820,788	0	0	5,705,658	0	3,230,318	13,664,055	22,600,031	5,399,969	5,325,756
GF.2020200-05	Comunicaciones y Transporte	85,148,000	0	0	5,184,000	40,000,000	50,332,000	0	5,791,475	6,301,000	5,184,000	5,184,000	11,949,938	34,410,413	5,709,200	5,363,600
GF.2020200-06	Imprevistos	10,000,000	0	0	0	0	10,000,000	0	955,372	988,872	1,068,339	912,547	0	3,925,130	1,000,000	0
GF.2020200-09	Bienestar Social	5,000,000	0	0	0	0	5,000,000	0	0	0	0	0	0	0	0	0
GF.2020200-10	Capacitación	5,000,000	0	0	0	0	5,000,000	0	0	0	0	0	0	0	0	0
GF.2020200-11	Servicio de Vigilancia	479,040,000	0	0	0	10,900,000	289,940,000	0	0	0	0	148,268,923	42,456,868	190,725,791	99,193,277	0
GF.2020200-12	Salud ocupacional	3,000,000	0	0	1,250,000	0	4,250,000	0	0	0	0	2,496,000	0	2,496,000	1,754,000	136,000
GF.2020300	OTROS GASTOS GENERALES	0	0	0	1,410,561,037	0	1,410,561,037	0	184,000,216	38,387,443	93,543,408	56,945,891	19,112,339	391,989,298	75,941,582	48,636,975
GF.2020300-01	Pasivos de Vigencia expiradas de funcionamiento	0	0	0	1,410,561,037	0	1,410,561,037	0	184,000,216	38,387,443	93,543,408	56,945,891	19,112,339	391,989,298	75,941,582	48,636,975
GF.2020400	CUENTA POR PAGAR VIG ANTERIORES	1,100,000,000	2,902,044,485	0	1,487,625,488	1,141,827,735	4,347,842,238	821,509,584	1,653,274,593	1,342,621,333	182,297,856	119,948,989	45,664,705	4,165,317,060	81,070,678	62,018,951
GF.2020400-01	CUENTA POR PAGAR VIG ANTERIORES DE FUNCIONAMIENTO	1,100,000,000	2,902,044,485	0	1,487,625,488	1,141,827,735	4,347,842,238	821,509,584	1,653,274,593	1,342,621,333	182,297,856	119,948,989	45,664,705	4,165,317,060	81,070,678	62,018,951
GG.3000000	TRANSFERENCIAS CORRIENTES	0	0	0	2,110,655,018	0	2,110,655,018	0	0	0	0	0	13,371,407	13,371,407	0	0
GG.3400000	OTRAS TRANSFERENCIAS	0	0	0	2,110,655,018	0	2,110,655,018	0	0	0	0	0	13,371,407	13,371,407	0	0
GG.3400100	Sentencias y Conciliaciones	0	0	0	2,110,655,018	0	2,110,655,018	0	0	0	0	0	13,371,407	13,371,407	0	0
GO.4000000	GASTOS DE OPERACION COMERCIAL Y DE PRESTACION DE SERVICIOS	1,443,000,000	0	0	360,139,000	32,867,150	1,770,271,850	62,222,621	95,760,196	108,040,522	132,515,179	183,060,059	85,093,549	666,692,126	360,230,844	236,781,610
GO.4100000	GASTOS DE COMERCIALIZACION	600,000,000	0	0	0	32,867,150	567,132,850	0	0	0	41,402,654	78,168,546	49,645,438	169,216,638	147,940,362	122,557,398
GO.4100100	Compra de Bienes para la Venta	600,000,000	0	0	0	32,867,150	567,132,850	0	0	0	41,402,654	78,168,546	49,645,438	169,216,638	147,940,362	122,557,398
GO.4100100-01	Productos Farmacéuticos	600,000,000	0	0	0	32,867,150	567,132,850	0	0	0	41,402,654	78,168,546	49,645,438	169,216,638	147,940,362	122,557,398
GO.4200000	GASTOS DE PRESTACION DE SERVICIOS	743,000,000	0	0	32,867,150	0	775,867,150	0	12,477,150	8,195,835	88,825,525	99,355,417	35,448,111	244,302,038	206,123,332	110,055,812

EMPRESA SOCIAL DEL ESTADO BARRANCABERMEJA

Periodo comprendido entre: ENERO 01 DE 2022 y JUNIO 30 DE 2022

EJECUCION DE GASTOS PAGOS ACUMULADOS Y CUENTAS POR PAGAR

PAGOS

CODIGO PPTAL	DENOMINACION PPTAL	PPTO INICIAL	ADICIONES	REDUCCION	CREDITO	CONTRA CREDITOS	PPTO DEFINITIVO	ENERO	FEBRERO	MARZO	ABRIL	MAYO	JUNIO	PAGOS ACUMULADAS	REGISTROS POR PAGAR	OBLIGACION POR PAGAR
GO.4200100	Compra de Bienes para la Prestación de Servicios	440,000,000	0	0	32,867,150	0	472,867,150	0	12,477,150	0	53,128,345	58,776,677	978,514	125,360,686	140,564,684	71,112,283
GO.4200100-01	Material Médico-Quirúrgico	200,000,000	0	0	0	0	200,000,000	0	0	0	7,287,595	0	0	7,287,595	81,770,625	20,362,737
GO.4200100-02	Material Odontológico	30,000,000	0	0	15,000,000	0	45,000,000	0	0	0	13,876,590	5,453,294	0	19,329,884	10,670,116	10,670,116
GO.4200100-03	Material Laboratorio Clínico	200,000,000	0	0	0	0	200,000,000	0	0	0	31,964,160	47,933,383	0	79,897,543	40,102,457	40,079,430
GO.4200100-04	Gases Medicinales-Oxigeno	10,000,000	0	0	0	0	10,000,000	0	0	0	0	0	978,514	978,514	8,021,486	0
GO.4200100-05	Equipos e instrumental Medico-Quirurgico Odontológico y Laboratorio Clínico	0	0	0	17,867,150	0	17,867,150	0	12,477,150	0	0	5,390,000	0	17,867,150	0	0
GO.4200200	COMPRA DE SERVICIOS PARA LA VENTA	303,000,000	0	0	0	0	303,000,000	0	0	8,195,835	35,697,180	40,578,740	34,469,597	118,941,352	65,558,648	38,943,529
GO.4200200-01	Servicio de lavandería	96,000,000	0	0	0	0	96,000,000	0	0	8,195,835	16,254,689	8,195,349	7,992,397	40,638,270	7,361,730	7,359,939
GO.4200200-02	Contratacion de Servicios Asistenciales	207,000,000	0	0	0	0	207,000,000	0	0	0	19,442,491	32,383,391	26,477,200	78,303,082	58,196,918	31,583,590
GO.4200300	CUENTA POR PAGAR VIG ANTERIORES COMERCIALIZACION	100,000,000	0	0	207,085,411	0	307,085,411	62,222,621	83,283,046	99,844,687	2,287,000	5,536,096	0	253,173,450	6,167,150	4,168,400
GO.4200300-01	CUENTA POR PAGAR VIG ANTERIORES COMERCIALIZACION	100,000,000	0	0	207,085,411	0	307,085,411	62,222,621	83,283,046	99,844,687	2,287,000	5,536,096	0	253,173,450	6,167,150	4,168,400
GO.4200400	PASIVOS DE VIGENCIAS EXPIRADAS PASIVOS DE VIGENCIAS EXPIRADAS DE OPERACION COMERCIAL Y DE PRESTACION DE SERVICIOS	0	0	0	120,186,439	0	120,186,439	0	0	0	0	0	0	0	0	0
GO.4200400-01	PASIVOS DE VIGENCIAS EXPIRADAS DE OPERACION COMERCIAL Y DE PRESTACION DE SERVICIOS	0	0	0	120,186,439	0	120,186,439	0	0	0	0	0	0	0	0	0
GP.8000000	GASTOS Y/O PROYECTOS DE INVERSION	300,000,000	6,421,662,044	0	131,676,584	0	6,853,338,628	59,636,498	15,315,235	397,879,772	382,725,658	136,709,344	239,411,765	1,231,678,272	524,293,752	214,424,881
GP.8001100	PROYECTOS	0	152,353,935	0	0	0	152,353,935	0	0	0	0	0	0	0	135,020,000	0
GP.8001100-01	Infraestructura Hospitalaria	0	6,795,645	0	0	0	6,795,645	0	0	0	0	0	0	0	0	0
GP.8001100-02	Dotacion Hospitalaria	0	145,558,290	0	0	0	145,558,290	0	0	0	0	0	0	0	135,020,000	0
GP.8001100-03	Otros Gastos de Inversion	0	0	0	0	0	0	0	0	0	0	0	0	0	0	0
GP.8002200	CUENTA POR PAGAR VIG ANTERIORES INVERSION	300,000,000	6,269,308,109	0	0	0	6,569,308,109	59,636,498	0	397,879,772	382,725,658	136,709,344	239,411,765	1,216,363,037	272,912,403	214,424,881
GP.8002200-01	CUENTA POR PAGAR VIG ANTERIORES INVERSION	300,000,000	6,269,308,109	0	0	0	6,569,308,109	59,636,498	0	397,879,772	382,725,658	136,709,344	239,411,765	1,216,363,037	272,912,403	214,424,881
GP.8003300	PASIVOS DE VIGENCIAS EXPIRADAS PASIVOS DE VIGENCIAS EXPIRADAS DE GASTOS Y/O PROYECTOS DE INVERSION	0	0	0	131,676,584	0	131,676,584	0	15,315,235	0	0	0	0	15,315,235	116,361,349	0
GP.8003300-01	PASIVOS DE VIGENCIAS EXPIRADAS DE GASTOS Y/O PROYECTOS DE INVERSION	0	0	0	131,676,584	0	131,676,584	0	15,315,235	0	0	0	0	15,315,235	116,361,349	0



ELISA FERNANDA PEÑA REYES
Subdirectora Administrativa y Financiera

EMPRESA SOCIAL DEL ESTADO BARRANCABERMEJA
EJECUCION DE GASTOS REGISTROS ACUMULADOS

CODIGO PPTAL	DENOMINACION PPTAL	PPTO INICIAL	ADICIONES	REDUCCION	CREDITO	CONTRA CREDITOS	PPTO DEFINITIVO	ENERO	FEBRERO	MARZO	ABRIL	MAYO	JUNIO	COMPROMISOS ACUMULADOS	SALDO POR EJECUTAR	SALDO POR COMPROMETER
G	PRESUPUESTO DE GASTOS	16,823,805,546	9,632,060,716	0	7,131,750,453	7,131,750,453	26,455,866,262	3,985,659,644	6,516,757,195	640,304,837	1,026,309,495	1,459,736,725	595,742,545	14,224,510,442	11,158,207,290	12,231,355,820.19
GF.	GASTOS DE FUNCIONAMIENTO	15,080,805,546	3,210,398,672	0	4,529,279,852	7,098,883,303	15,721,600,767	3,193,003,811	5,232,916,368	524,903,268	875,389,855	1,264,071,365	337,959,373	11,428,244,041	3,268,167,976	4,293,356,726
GF.1000000	GASTOS DE PERSONAL	10,796,220,382	296,066,117	0	1,576,059,735	4,864,841,543	7,803,504,691	1,474,795,961	1,187,765,826	388,094,326	765,349,140	978,472,261	610,734,889	5,405,212,373	1,396,221,568	2,398,292,318
GF.1010000	GASTOS DE ADMINISTRACION	3,364,276,926	0	0	154,041,221	820,000,000	2,698,318,147	937,448,730	99,096,372	153,028,646	194,983,295	363,135,226	136,647,722	1,884,339,991	666,446,435	813,978,156
GF.1010100	Servicios Personales Asociados a la Nómina	1,457,480,288	0	0	0	470,000,000	987,480,288	103,809,846	74,823,142	106,892,332	106,416,265	101,378,025	105,269,170	598,588,780	388,891,508	388,891,508
GF.1010101	Sueldos	1,137,398,028	0	0	0	400,000,000	737,398,028	76,915,314	74,690,557	74,554,991	93,469,187	65,302,811	69,016,280	453,949,140	283,448,888	283,448,888
GF.1010104	Otros	320,082,260	0	0	0	70,000,000	250,082,260	26,894,532	132,585	32,337,341	12,947,078	36,255,214	36,252,890	144,639,640	105,442,620	105,442,620
GF.1010104-01	Bonificación Por Servicios Prestados	33,696,852	0	0	0	0	33,696,852	5,301,168	0	6,401,654	1,461,892	5,697,108	0	18,861,822	14,835,030	14,835,030
GF.1010104-02	Vacaciones	74,548,864	0	0	0	0	74,548,864	10,640,556	70,238	14,741,329	5,824,032	14,066,914	3,793,368	49,136,437	25,412,427	25,412,427
GF.1010104-03	Prima de Vacaciones	50,828,773	0	0	0	0	50,828,773	7,812,106	55,450	9,942,545	2,154,795	9,284,742	410,238	29,659,876	21,168,897	21,168,897
GF.1010104-04	Prima de Navidad	105,893,272	0	0	0	70,000,000	35,893,272	244,363	0	0	16,740	2,838,954	0	3,100,057	32,793,215	32,793,215
GF.1010104-05	Prima de Servicios	48,795,621	0	0	0	0	48,795,621	1,886,605	0	0	3,213,525	3,411,840	31,985,939	40,497,909	8,297,712	8,297,712
GF.1010104-06	Bonificación especial de Recreacion.	6,318,878	0	0	0	0	6,318,878	1,009,734	6,897	1,251,813	276,094	775,656	63,345	3,383,539	2,935,339	2,935,339
GF.1010200	Servicios Personales Indirectos	1,516,359,600	0	0	98,041,221	300,000,000	1,314,400,821	804,438,279	500,000	18,963,984	52,448,000	233,142,027	8,500,000	1,117,992,290	48,876,810	196,408,531
GF.1010200-01	Honorarios	168,820,260	0	0	0	0	168,820,260	96,372,000	500,000	500,000	91,916,000	9,416,000	8,500,000	125,204,000	34,200,260	43,616,260
GF.1010200-02	Remuneración de Servicios Técnicos	1,347,539,340	0	0	98,041,221	300,000,000	1,145,580,561	708,066,279	0	18,463,984	42,532,000	223,726,027	0	992,788,290	14,676,550	152,792,271
GF.1010300	Contribuciones Nomina Sector Privado	264,729,576	0	0	21,000,000	50,000,000	235,729,576	17,106,805	13,565,005	16,069,980	22,265,680	18,096,924	14,153,952	101,258,346	134,471,230	134,471,230
GF.1010302	Situación de Fondos	264,729,576	0	0	21,000,000	50,000,000	235,729,576	17,106,805	13,565,005	16,069,980	22,265,680	18,096,924	14,153,952	101,258,346	134,471,230	134,471,230
GF.1010302-01	Aportes a Seguridad Social	46,584,643	0	0	0	0	46,584,643	6,763,664	5,829,280	7,004,780	8,513,820	6,237,716	6,265,952	40,615,212	5,969,431	5,969,431
GF.1010302-02	Reserva Pensional	13,108,568	0	0	21,000,000	0	34,108,568	2,598,825	2,824,125	3,421,500	3,878,550	3,029,050	3,043,000	18,795,050	15,313,518	15,313,518
GF.1010302-03	Reserva para Cesantías	122,697,770	0	0	0	50,000,000	264,717	0	0	0	0	3,193,458	0	6,115,084	66,582,686	66,582,686
GF.1010302-04	Riesgos Profesionales	28,527,871	0	0	0	0	28,527,871	3,644,200	1,783,800	1,936,400	2,307,700	1,691,300	1,742,900	13,106,300	15,421,571	15,421,571
GF.1010302-05	Caja de Compensación Familiar	53,810,724	0	0	0	0	53,810,724	3,835,400	3,127,800	3,707,300	4,908,700	3,945,400	3,102,100	22,626,700	31,184,024	31,184,024
GF.1010400	Contribuciones Nomina Sector Público	125,707,462	0	0	35,000,000	0	160,707,462	12,093,800	10,208,225	11,102,350	13,853,350	10,518,250	8,724,600	66,500,575	94,206,887	94,206,887
GF.1010402	Situación de Fondos	125,707,462	0	0	35,000,000	0	160,707,462	12,093,800	10,208,225	11,102,350	13,853,350	10,518,250	8,724,600	66,500,575	94,206,887	94,206,887
GF.1010402-01	Aportes Seguridad Social	0	0	0	0	0	0	0	0	0	0	0	0	0	0	0
GF.1010402-02	Reserva Pensional	52,657,987	0	0	35,000,000	0	87,657,987	7,298,400	6,297,225	6,467,550	7,717,250	5,585,650	4,846,200	38,212,275	49,445,712	49,445,712
GF.1010402-03	Reserva para Cesantías	5,786,068	0	0	0	0	5,786,068	0	0	0	0	0	0	5,786,068	5,786,068	5,786,068
GF.1010402-04	I.C.B.F.	40,358,045	0	0	0	0	40,358,045	2,877,100	2,346,500	2,780,800	3,681,500	2,959,400	2,326,900	16,972,200	23,385,845	23,385,845
GF.1010402-05	SENA	26,905,362	0	0	0	0	26,905,362	1,918,300	1,564,500	1,854,000	2,454,600	1,973,200	1,551,500	11,316,100	15,889,262	15,889,262
GF.1020000	GASTOS DE OPERACION	7,431,943,456	296,066,117	0	1,422,018,514	4,044,841,543	5,105,186,544	537,347,231	1,088,669,454	235,065,680	570,365,845	615,337,005	474,087,167	3,520,872,382	729,775,133	1,584,314,162
GF.1020100	Servicios Personales Asociados a la Nómina	2,907,210,694	0	0	182,574,196	1,505,795,985	1,583,988,905	193,547,216	225,589,575	174,090,817	208,675,619	197,816,162	271,660,103	1,271,379,492	312,609,413	312,609,413
GF.1020101	Sueldos	2,263,454,832	0	0	182,574,196	1,305,795,985	1,140,233,043	151,827,790	167,991,467	159,187,805	197,169,238	163,797,046	146,333,462	986,306,808	153,926,235	153,926,235
GF.1020104	Otros	643,755,862	0	0	0	200,000,000	443,755,862	41,719,426	57,598,108	14,903,012	11,506,381	34,019,116	125,326,641	285,072,684	158,683,178	158,683,178
GF.1020104-01	Bonificación Por Servicios Prestados	69,316,680	0	0	0	0	69,316,680	9,146,119	11,153,139	2,083,358	1,192,465	5,924,078	8,816,502	38,315,661	31,001,019	31,001,019
GF.1020104-02	Vacaciones	148,702,835	0	0	0	0	148,702,835	17,255,558	21,991,921	4,864,051	6,509,595	16,495,263	21,005,727	88,122,115	60,580,720	60,580,720
GF.1020104-03	Prima de Vacaciones	101,388,305	0	0	0	0	101,388,305	13,622,810	16,615,497	2,807,615	1,045,821	9,969,690	12,696,512	56,757,945	44,630,360	44,630,360
GF.1020104-04	Prima de Navidad	211,225,628	0	0	0	200,000,000	11,225,628	0	1,576,040	1,656,975	2,463,449	0	0	5,696,464	5,529,164	5,529,164
GF.1020104-05	Prima de Servicios	100,547,665	0	0	0	0	100,547,665	0	4,137,105	3,128,363	158,466	0	81,223,143	88,647,077	11,900,588	11,900,588
GF.1020104-06	Bonificación especial de Recreacion.	12,574,749	0	0	0	0	12,574,749	1,694,939	2,124,406	362,650	136,585	1,630,085	1,584,757	7,533,422	5,041,327	5,041,327
GF.1020200	Servicios Personales Indirectos	3,461,410,176	233,473,328	0	1,239,444,318	2,203,045,558	2,731,282,264	289,082,636	786,611,132	3,542,770	294,795,835	359,068,552	143,627,420	1,876,728,345	14,890	854,553,919
GF.1020200-01	Remuneración de Servicios Técnicos	3,461,410,176	233,473,328	0	1,239,444,318	2,203,045,558	2,731,282,264	289,082,636	786,611,132	3,542,770	294,795,835	359,068,552	143,627,420	1,876,728,345	14,890	854,553,919
GF.1020300	Contribuciones Nomina Sector Privado	673,445,415	62,592,788	0	0	236,000,000	500,038,203	29,596,729	49,434,247	33,554,768	36,427,466	31,988,066	31,969,344	212,970,620	287,067,583	287,067,583
GF.1020302	Situación de Fondos	673,445,415	62,592,788	0	0	236,000,000	500,038,203	29,596,729	49,434,247	33,554,768	36,427,466	31,988,066	31,969,344	212,970,620	287,067,583	287,067,583
GF.1020302-01	Aportes a Seguridad Social	210,925,320	2,024,404	0	0	0	212,949,724	15,001,104	14,936,584	14,008,868	17,308,048	15,376,816	15,500,344	92,131,764	120,817,960	120,817,960
GF.1020302-02	Reserva Pensional	87,022,051	60,568,384	0	0	56,000,000	91,590,435	5,265,525	6,025,963	4,418,000	5,463,100	4,820,250	4,949,600	30,942,438	60,647,997	60,647,997
GF.1020302-03	Reserva Para Cesantías	211,335,317	0	0	0	180,000,000	31,335,317	0	15,886,500	4,485,800	80,818	0	0	20,453,118	10,882,199	10,882,199
GF.1020302-04	Riesgos Profesionales	56,826,314	0	0	0	0	56,826,314	1,967,200	4,151,000	3,828,300	4,772,700	4,079,500	3,629,900	22,428,600	34,397,714	34,397,714
GF.1020302-05	Caja de Compensación Familiar	107,336,413	0	0	0	0	107,336,413	7,362,900	8,434,200	6,813,800	8,802,800	7,711,500	7,889,500	47,014,700	60,321,713	60,321,713
GF.1020400	Contribuciones Nomina Sector Público	3														

**EMPRESA SOCIAL DEL ESTADO BARRANCABERMEJA
EJECUCION DE GASTOS REGISTROS ACUMULADOS**

CODIGO PPTAL	DENOMINACION PPTAL	PPTO INICIAL	ADICIONES	REDUCCION	CREDITO	CONTRA CREDITOS	PPTO DEFINITIVO	ENERO	FEBRERO	MARZO	ABRIL	MAYO	JUNIO	COMPROMISOS ACUMULADOS	SALDO POR EJECUTAR	SALDO POR COMPROMETER
GF.2010200-0102	Servicio de Aseo	24,455,520	0	0	0	0	24,455,520	13,359,402	0	0	0	5,981,822	0	19,341,224	5,114,296	5,114,296
GF.2010200-0103	Gastos de Computador	5,000,000	0	0	0	0	5,000,000	0	0	0	0	0	0	0	5,000,000	5,000,000
GF.2010200-0104	Combustibles, lubricantes y Llantas	24,000,000	0	0	0	0	24,000,000	6,000,000	0	0	0	3,000,000	0	9,000,000	15,000,000	15,000,000
GF.2010200-02	Servicios Públicos	67,560,000	0	0	0	0	67,560,000	7,180,693	7,317,023	7,201,201	2,197,269	6,166,265	4,873,695	34,936,146	32,623,854	32,623,854
GF.2010200-03	Seguros	15,000,000	0	0	0	0	15,000,000	15,000,000	0	0	0	0	0	15,000,000	0	0
GF.2010200-04	Impresos y Publicaciones	6,000,000	0	0	0	750,000	5,250,000	0	615,000	0	0	0	0	615,000	4,635,000	4,635,000
GF.2010200-05	Comunicaciones y Transporte	62,208,000	0	0	5,184,000	20,000,000	47,392,000	20,736,000	0	0	11,148,000	0	0	31,884,000	10,324,000	15,508,000
GF.2010200-06	Viáticos y Gastos de Viaje	10,000,000	0	0	0	0	10,000,000	0	1,587,324	371,671	371,671	1,845,637	515,610	4,691,913	5,308,087	5,308,087
GF.2010200-07	Bienestar Social	5,000,000	0	0	0	0	5,000,000	0	0	0	0	0	0	0	5,000,000	5,000,000
GF.2010200-08	Capacitación	10,000,000	0	0	0	0	10,000,000	0	0	0	0	0	0	0	10,000,000	10,000,000
GF.2010200-09	Arrendamientos	0	0	0	0	0	0	0	0	0	0	0	0	0	0	0
GF.2010200-10	Servicios de Vigilancia	83,400,000	0	0	0	10,900,000	72,500,000	19,379,377	0	7,649,754	7,649,754	15,299,508	0	49,978,393	22,521,607	22,521,607
GF.2010200-11	Salud ocupacional	1,000,000	0	0	750,000	0	1,750,000	1,000,000	0	0	750,000	0	0	1,750,000	0	0
GF.2010300	Otros Gastos Generales	10,000,000	0	0	0	0	10,000,000	73,467	138,986	100,739	143,912	78,389	351,341	886,834	9,113,166	9,113,166
GF.2010300-01	Comisiones, Intereses y Gastos	10,000,000	0	0	0	0	10,000,000	73,467	138,986	100,739	143,912	78,389	351,341	886,834	9,113,166	9,113,166
GF.2020000	GASTOS DE OPERACION	2,795,561,644	12,288,070	0	49,099,592	1,060,564,026	1,796,385,280	616,444,283	45,876,216	85,731,839	87,130,669	252,616,813	29,060,527	1,116,860,347	663,590,933	679,524,933
GF.2020100	Adquisición de Bienes	156,000,000	0	0	24,912,650	44,912,650	136,000,000	109,912,650	0	0	10,000,000	0	200,000	120,112,650	15,887,350	15,887,350
GF.2020102	Otros	156,000,000	0	0	24,912,650	44,912,650	136,000,000	109,912,650	0	0	10,000,000	0	200,000	120,112,650	15,887,350	15,887,350
GF.2020102-01	Compra de Equipo	0	0	0	24,912,650	0	24,912,650	0	0	0	0	0	0	24,912,650	0	0
GF.2020102-02	Materiales y Suministros	156,000,000	0	0	0	44,912,650	111,087,350	85,000,000	0	0	10,000,000	0	200,000	95,200,000	15,887,350	15,887,350
GF.2020200	Adquisición de Servicios	2,639,561,644	12,288,070	0	24,186,942	1,015,651,376	1,660,385,280	506,531,633	45,876,216	85,731,839	77,130,669	252,616,813	28,860,527	996,747,697	647,703,583	663,637,583
GF.2020200-01	Mantenimiento	658,869,480	12,288,070	0	0	671,157,550	239,292,542	0	294,000	0	15,769,005	135,082,756	300,000	390,738,303	274,419,247	280,419,247
GF.2020200-0101	Mantenimiento y Reparacion generale	251,036,698	12,288,070	0	0	263,324,768	49,300,000	0	294,000	0	15,769,005	53,309,976	300,000	118,972,981	138,351,787	144,351,787
GF.2020200-0102	servicio de Aseo	366,832,782	0	0	0	366,832,782	175,992,542	0	0	0	0	74,772,780	0	250,765,322	116,067,460	116,067,460
GF.2020200-0103	Gastos de Computador	5,000,000	0	0	0	5,000,000	0	0	0	0	0	0	0	5,000,000	5,000,000	5,000,000
GF.2020200-0104	Combustibles, lubricantes y llantas	36,000,000	0	0	0	36,000,000	14,000,000	0	0	0	0	7,000,000	0	21,000,000	15,000,000	15,000,000
GF.2020200-02	Servicios Públicos	673,632,000	0	0	0	148,600,000	525,032,000	55,950,424	45,810,811	40,908,599	6,131,324	31,718,582	6,422,901	186,942,641	338,089,359	338,089,359
GF.2020200-03	Seguros	45,000,000	0	0	6,852,942	51,852,942	51,852,942	0	0	0	0	0	0	51,852,942	0	0
GF.2020200-04	Impresos y Publicaciones	674,872,164	0	0	0	627,051,376	47,820,788	28,000,000	0	0	0	0	0	28,000,000	19,820,788	19,820,788
GF.2020200-05	Comunicaciones y Transporte	85,148,000	0	0	5,184,000	40,000,000	50,332,000	21,623,670	65,405	1,117,000	10,368,000	0	6,945,538	40,119,613	278,387	10,212,387
GF.2020200-06	Imprevistos	10,000,000	0	0	0	10,000,000	1,000,000	0	955,372	1,155,472	901,739	912,547	0	4,925,130	5,074,870	5,074,870
GF.2020200-09	Bienestar Social	5,000,000	0	0	0	5,000,000	0	0	0	0	0	0	0	5,000,000	5,000,000	5,000,000
GF.2020200-10	Capacitación	5,000,000	0	0	0	5,000,000	0	0	0	0	0	0	0	5,000,000	5,000,000	5,000,000
GF.2020200-11	Servicio de Vigilancia	479,040,000	0	0	10,900,000	200,000,000	289,940,000	105,812,055	0	42,456,868	42,456,868	84,913,736	14,279,541	289,919,068	20,932	20,932
GF.2020200-12	Salud ocupacional	3,000,000	0	0	1,250,000	0	4,250,000	3,000,000	0	0	1,250,000	0	0	4,250,000	0	0
GF.2020300	OTROS GASTOS GENERALES	0	0	0	1,410,561,037	0	1,410,561,037	0	588,168,684	29,178,647	0	0	-149,416,452	467,930,880	942,630,157	942,630,157
GF.2020300-01	Pasivos de Vigencia expiradas de funcionamiento	0	0	0	1,410,561,037	0	1,410,561,037	0	588,168,684	29,178,647	0	0	-149,416,452	467,930,880	942,630,157	942,630,157
GF.2020400	CUENTA POR PAGAR VIG ANTERIORES	1,100,000,000	2,902,044,485	0	1,487,625,488	1,141,827,735	4,347,842,238	997,834,628	3,401,447,309	5,935,491	0	0	-158,829,690	4,246,387,738	101,454,500	101,454,500
GF.2020400-01	CUENTA POR PAGAR VIG ANTERIORES DE FUNCIONAMIENTO	1,100,000,000	2,902,044,485	0	1,487,625,488	1,141,827,735	4,347,842,238	997,834,628	3,401,447,309	5,935,491	0	0	-158,829,690	4,246,387,738	101,454,500	101,454,500
GG.3000000	TRANSFERENCIAS CORRIENTES	0	0	0	2,110,655,018	0	2,110,655,018	0	0	0	0	0	13,371,407	13,371,407	2,097,283,611	2,097,283,611
GG.3400000	OTRAS TRANSFERENCIAS	0	0	0	2,110,655,018	0	2,110,655,018	0	0	0	0	0	13,371,407	13,371,407	2,097,283,611	2,097,283,611
GG.3400100	Sentencias y Conciliaciones	0	0	0	2,110,655,018	0	2,110,655,018	0	0	0	0	0	13,371,407	13,371,407	2,097,283,611	2,097,283,611
GO.4000000	GASTOS DE OPERACION COMERCIAL Y DE PRESTACION DE SERVICIOS	1,443,000,000	0	0	360,139,000	32,867,150	1,770,271,850	628,325,135	182,992,615	-959,780	15,899,640	195,665,360	5,000,000	1,026,922,970	695,389,100	743,348,880
GO.4100000	GASTOS DE COMERCIALIZACION	600,000,000	0	0	0	32,867,150	567,132,850	210,000,000	0	-18,000	509,640	106,665,360	0	317,157,000	249,957,850	249,957,850
GO.4100100	Compra de Bienes para la Venta	600,000,000	0	0	0	32,867,150	567,132,850	210,000,000	0	-18,000	509,640	106,665,360	0	317,157,000	249,957,850	249,957,850
GO.4100100-01	Productos Farmacéuticos	600,000,000	0	0	0	32,867,150	567,132,850	210,000,000	0	-18,000	509,640	106,665,360	0	317,157,000	249,957,850	249,957,850
GO.4200000	GASTOS DE PRESTACION DE SERVICIOS	743,000,000	0	0	32,867,150	0	775,867,150	341,977,150	0	-941,780	15,390,000	89,000,000	5,000,000	450,425,370	277,500,000	325,441,780
GO.4200100	Compra de Bienes para la Prestación de Servicios	440,000,000	0	0	32,867,150	0	472,867,150	211,477,150	0	-941,780	15,390,000	40,000,000	0	265,925,370	191,000,000	206,941,780
GO.4200100-01	Material Médico-Quirúrgico	200,000,000	0	0	0	0	200,000,000	90,000,000	0	-941,780	0	0	0	89,058,220	110,000,000	110,941,780
GO.4200100-02	Material Odontológico	30,000,000	0	0	15,000,000	0	45,000,000	20,000,000	0	0	10,000,000	0	0	30,000,000	0	15,000,000
GO.4200100-03	Material Laboratorio Clínico	200,000,000	0	0	0	0	200,000,000	80,000,000	0	0	0	40,000,000	0	120,000,000	80,000,000	80,000,000
GO.4200100-04	Gases Medicinales-Oxígeno	10,000,000	0	0	0	0	10,000,000	9,000,000	0	0	0	0	0	9,000,000	1,000,000	1,000,000
GO.4200100-05	Equipos e Instrumental Medico-Quirurgico Odontológico y Laboratorio Clínico	0	0	0	17,867,150	0	17,867,150	12,477,150	0	0	5,390,000	0	0	17,867,150	0	0
GO.4200200	COMPRA DE SERVICIOS PARA LA VENTA	303,000,000	0	0	0	0	303,000,000	130,500,000	0	0	0	49,000,000	5,000,000	184,500,000	86,500,000	118,500,000
GO.4200200-01	Servicio de lavandería	96,000,000	0	0	0	0	96,000,000	48,000,000	0	0	0	0	0	48,000,000	16,000,000	48,000,000
GO.4200200-02	Contratacion de Servicios Asistenciales	207,000,000	0	0	0	0	207,000,000	82,500,000	0	0	0	49,000,000	5,000,000			

EMPRESA SOCIAL DEL ESTADO BARRANCABERMEJA
EJECUCION DE GASTOS REGISTROS ACUMULADOS

CODIGO PPTAL	DENOMINACION PPTAL	PPTO INICIAL	ADICIONES	REDUCCION	CREDITO	CONTRA CREDITOS	PPTO DEFINITIVO	ENERO	FEBRERO	MARZO	ABRIL	MAYO	JUNIO	COMPROMISOS ACUMULADOS	SALDO POR EJECUTAR	SALDO POR COMPROMETER
GP.8001100-03	Otros Gastos de Inversion	0	0	0	0	0	0	0	0	0	0	0	0	0	0	0
GP.8002200	CUENTA POR PAGAR VIG ANTERIORES INVERSION	300,000,000	6,269,308,109	0	0	0	6,569,308,109	164,330,698	1,085,532,977	0	0	0	239,411,765	1,489,275,440	5,080,032,669	5,080,032,669
GP.8002200-01	CUENTA POR PAGAR VIG ANTERIORES INVERSION	300,000,000	6,269,308,109	0	0	0	6,569,308,109	164,330,698	1,085,532,977	0	0	0	239,411,765	1,489,275,440	5,080,032,669	5,080,032,669
GP.8003300	PASIVOS DE VIGENCIAS EXPIRADAS	0	0	0	131,676,584	0	131,676,584	0	15,315,235	116,361,349	0	0	0	131,676,584	0	0
GP.8003300-01	PASIVOS DE VIGENCIAS EXPIRADAS DE GASTOS Y/O PROYECTOS DE INVERSION	0	0	0	131,676,584	0	131,676,584	0	15,315,235	116,361,349	0	0	0	131,676,584	0	0



ELISA FERNANDA PEÑA REYES
Subdirectora Administrativa y Financiera

EMPRESA SOCIAL DEL ESTADO BARRANCABERMEJA
EJECUCION DE GASTOS OBLIGACIONES ACUMULADOS

Periodo comprendido entre: ENERO 01 DE 2022 y JUNIO 30 DE 2022

CODIGO PPTAL	DENOMINACION PPTAL	PPTO INICIAL	ADICIONES	REDUCCION	CREDITO	CONTRA CREDITOS	PPTO DEFINITIVO	ENERO	FEBRERO	MARZO	ABRIL	MAYO	JUNIO	OBLIGACION ACUMULADAS	SALDO POR EIECUTAR	SALDO POR PAGAR
G	PRESUPUESTO DE GASTOS	16,823,805,546	9,632,060,716	0	7,131,750,453	7,131,750,453	26,455,866,262	2,101,261,647	5,369,997,390	1,588,555,039	1,724,483,033	1,257,867,048	1,345,485,543	13,387,649,701	11,158,207,290	1,996,755,211
GF.	GASTOS DE FUNCIONAMIENTO	15,080,805,546	3,210,398,672	0	4,529,279,852	7,098,883,303	15,721,600,767	1,881,673,838	5,011,537,616	1,137,769,608	1,073,299,436	1,126,242,313	794,178,593	11,024,701,405	3,268,167,976	1,545,548,721
GF.1000000	GASTOS DE PERSONAL	10,796,220,382	296,066,117	0	1,576,059,735	4,864,841,543	7,803,504,691	712,732,315	811,867,179	915,341,905	936,680,638	895,389,862	991,944,212	5,263,956,111	1,396,221,568	1,287,528,854
GF.1010000	GASTOS DE ADMINISTRACION	3,364,276,926	0	0	154,041,221	820,000,000	2,698,318,147	271,535,367	269,655,529	319,674,412	326,283,918	302,543,728	301,302,580	1,790,995,534	666,446,435	366,961,844
GF.1010100	Servicios Personales Asociados a la Nómina	1,457,480,288	0	0	0	470,000,000	987,480,288	103,809,846	74,823,142	106,892,332	106,416,265	101,378,025	105,269,170	598,588,780	388,891,508	46,267,069
GF.1010101	Sueldos	1,137,398,028	0	0	0	400,000,000	737,398,028	76,915,314	74,690,557	74,554,991	93,469,187	65,302,811	69,016,280	453,949,140	283,448,888	0
GF.1010104	Otros	320,082,260	0	0	0	70,000,000	250,082,260	26,894,532	132,585	32,337,341	12,947,078	36,075,214	36,252,890	144,639,640	105,442,620	46,267,069
GF.1010104-01	Bonificación Por Servicios Prestados	33,696,852	0	0	0	0	33,696,852	5,301,168	0	6,401,654	1,461,892	5,697,108	0	18,861,822	14,835,030	0
GF.1010104-02	Vacaciones	74,548,864	0	0	0	0	74,548,864	10,640,556	70,238	14,741,329	5,824,032	14,066,914	3,793,368	49,136,437	25,412,427	7,731,563
GF.1010104-03	Prima de Vacaciones	50,828,773	0	0	0	0	50,828,773	7,812,106	55,540	9,942,545	2,154,795	9,284,742	410,238	29,659,876	21,168,897	5,816,945
GF.1010104-04	Prima de Navidad	105,893,272	0	0	0	70,000,000	35,893,272	244,363	0	0	16,740	2,838,954	0	3,100,057	32,793,215	0
GF.1010104-05	Prima de Servicios	48,795,621	0	0	0	0	48,795,621	1,886,605	0	0	3,213,525	3,411,840	31,985,939	40,497,909	8,297,712	31,985,939
GF.1010104-06	Bonificación especial de Recreacion.	6,318,878	0	0	0	0	6,318,878	1,009,734	6,897	1,251,813	276,094	775,656	63,345	3,383,539	2,935,339	732,621
GF.1010200	Servicios Personales Indirectos	1,516,359,600	0	0	98,041,221	300,000,000	1,314,400,821	138,524,916	171,059,157	185,610,050	183,748,623	172,550,529	173,154,858	1,024,648,133	48,876,810	297,816,223
GF.1010200-01	Honorarios	168,820,260	0	0	0	0	168,820,260	7,532,800	19,124,000	14,416,000	14,416,000	13,916,000	14,416,000	83,820,800	34,200,260	9,416,000
GF.1010200-02	Remuneración de Servicios Técnicos	1,347,539,340	0	0	98,041,221	300,000,000	1,145,580,561	130,992,116	151,935,157	171,194,050	169,332,623	158,634,529	158,738,858	940,827,333	14,676,550	288,400,223
GF.1010300	Contribuciones Nomina Sector Privado	264,729,576	0	0	21,000,000	50,000,000	235,729,576	17,106,805	13,565,005	16,069,680	22,265,680	18,096,924	14,153,952	101,258,046	134,471,230	14,153,952
GF.1010302	Contribuciones Nomina Sector Privado con Situacion de Fondos	264,729,576	0	0	21,000,000	50,000,000	235,729,576	17,106,805	13,565,005	16,069,680	22,265,680	18,096,924	14,153,952	101,258,046	134,471,230	14,153,952
GF.1010302-01	Aportes a Seguridad Social	46,584,643	0	0	0	0	46,584,643	6,763,664	5,829,280	7,004,780	8,513,820	6,237,716	6,265,952	40,615,212	5,969,431	6,265,952
GF.1010302-02	Reserva Pensional	13,108,568	0	0	21,000,000	0	34,108,568	2,598,825	2,824,125	3,421,500	3,878,550	3,029,050	3,043,000	18,795,050	15,313,518	3,043,000
GF.1010302-03	Reserva para Cesantías	122,697,770	0	0	0	50,000,000	72,697,770	264,716	0	0	2,656,910	3,193,458	0	6,115,084	66,582,686	0
GF.1010302-04	Riesgos Profesionales	28,527,871	0	0	0	0	28,527,871	3,644,200	1,783,800	1,936,400	2,307,700	1,691,300	1,742,900	13,106,300	15,421,571	1,742,900
GF.1010302-05	Caja de Compensación Familiar	53,810,724	0	0	0	0	53,810,724	3,835,400	3,127,800	3,707,000	4,908,700	3,945,400	3,102,100	22,626,400	31,184,024	3,102,100
GF.1010400	Contribuciones Nomina Sector Público	125,707,462	0	0	35,000,000	0	160,707,462	12,093,800	10,208,225	11,102,350	13,853,350	10,518,250	8,724,600	66,500,575	94,206,887	8,724,600
GF.1010402	Contribuciones Nomina Sector Publico con Situacion de Fondos	125,707,462	0	0	35,000,000	0	160,707,462	12,093,800	10,208,225	11,102,350	13,853,350	10,518,250	8,724,600	66,500,575	94,206,887	8,724,600
GF.1010402-01	Aportes Seguridad Social	0	0	0	0	0	0	0	0	0	0	0	0	0	0	0
GF.1010402-02	Reserva Pensional	52,657,987	0	0	35,000,000	0	87,657,987	7,298,400	6,297,225	6,467,550	7,717,250	5,585,650	4,846,200	38,212,275	49,445,712	4,846,200
GF.1010402-03	Reserva para Cesantías	5,786,068	0	0	0	0	5,786,068	0	0	0	0	0	0	0	5,786,068	0
GF.1010402-04	I.C.B.F.	40,358,045	0	0	0	0	40,358,045	2,877,100	2,346,500	2,780,800	3,681,500	2,959,400	2,326,900	16,972,200	23,385,845	2,326,900
GF.1010402-05	SENA	26,905,362	0	0	0	0	26,905,362	1,918,300	1,564,500	1,854,000	2,454,600	1,973,200	1,551,500	11,316,100	15,589,262	1,551,500
GF.1020000	GASTOS DE OPERACION	7,431,943,456	296,066,117	0	1,422,018,514	4,044,841,543	5,105,186,544	441,196,948	542,211,650	595,667,493	610,396,720	592,846,134	690,641,632	3,472,960,577	729,775,433	920,567,011
GF.1020100	Servicios Personales Asociados a la Nómina	2,907,210,694	0	0	182,574,196	1,505,795,985	1,583,988,905	193,547,216	225,589,575	174,090,817	208,675,619	197,816,162	271,660,103	1,271,379,492	312,609,413	166,779,186
GF.1020101	Sueldos	2,263,454,832	0	0	182,574,196	1,305,795,985	1,140,233,043	151,827,790	167,991,467	159,187,805	197,169,238	163,797,046	146,333,462	986,306,808	153,926,235	0
GF.1020104	Otros	643,755,862	0	0	0	200,000,000	443,755,862	41,719,426	57,598,108	14,903,012	11,506,381	34,019,116	125,326,641	285,072,684	158,683,178	166,779,186
GF.1020104-01	Bonificación Por Servicios Prestados	69,316,680	0	0	0	0	69,316,680	9,146,119	11,153,139	2,083,358	1,192,465	5,924,078	8,816,502	38,315,661	31,001,019	0
GF.1020104-02	Vacaciones	148,702,835	0	0	0	0	148,702,835	17,255,558	21,991,921	4,864,051	6,509,595	16,495,263	21,005,727	88,122,115	60,580,720	45,484,050
GF.1020104-03	Prima de Vacaciones	101,388,305	0	0	0	0	101,388,305	13,622,810	16,615,497	2,807,615	1,045,821	9,969,690	12,696,512	56,757,945	44,630,360	35,639,346
GF.1020104-04	Prima de Navidad	211,225,628	0	0	0	200,000,000	11,225,628	0	1,576,040	1,656,975	2,463,449	0	0	5,696,464	5,529,164	0
GF.1020104-05	Prima de Servicios	100,547,665	0	0	0	0	100,547,665	0	4,137,105	3,128,363	158,466	0	81,223,143	88,647,077	11,900,588	81,223,143
GF.1020104-06	Bonificación especial de Recreacion.	12,574,749	0	0	0	0	12,574,749	1,694,939	2,124,406	362,650	136,585	1,630,085	1,584,757	7,533,422	5,041,327	4,432,647
GF.1020200	Servicios Personales Indirectos	3,461,410,176	233,473,328	0	1,239,444,318	2,203,045,558	2,731,282,264	192,932,353	240,153,328	364,144,583	334,826,710	336,577,681	360,181,885	1,828,816,540	14,890	694,988,181
GF.1020200-01	Remuneración Servicios Técnicos	3,461,410,176	233,473,328	0	1,239,444,318	2,203,045,558	2,731,282,264	192,932,353	240,153,328	364,144,583	334,826,710	336,577,681	360,181,885	1,828,816,540	14,890	694,988,181
GF.1020300	Contribuciones Nomina Sector Privado	673,445,415	62,592,788	0	0	236,000,000	500,038,203	29,596,729	49,434,247	33,554,768	36,427,466	31,988,066	31,969,344	212,970,620	287,067,583	31,969,344
GF.1020302	Contribuciones Nomina Sector Privado Con Situacion de Fondos	673,445,415	62,592,788	0	0	236,000,000	500,038,203	29,596,729	49,434,247	33,554,768	36,427,466	31,988,066	31,969,344	212,970,620	287,067,583	31,969,344
GF.1020302-01	Aportes a Seguridad Social	210,925,320	2,024,404	0	0	0	212,949,724	15,001,104	14,936,584	14,008,868	17,308,048	15,376,816	15,500,344	92,131,764	120,817,960	15,500,344
GF.1020302-02	Reserva Pensional	87,022,051	60,568,384	0	0	56,000,000	91,590,435	5,265,525	6,025,963	4,418,000	5,463,100	4,820,250	4,949,600	30,942,438	60,647,997	4,949,600
GF.1020302-03	Reserva Para Cesantías	211,335,317	0	0	0	180,000,000	31,335,317	0	15,886,500	4,485,800	80,818	0	0	20,453,118	10,882,199	0
GF.1020302-04	Riesgos Profesionales	56,826,314	0	0	0	0	56,826,314	1,967,200	4,151,000	3,828,300	4,772,700	4,079,500	3,629,900	22,428,600	34,397,714	3,629,900
GF.1020302-05	Caja de Compensación Familiar	107,336,413	0	0	0	0	107,336,413	7,362,900	8,434,200	6,813,800	8,802,800	7,711,500	7,889,500	47,014,700	60,321,713	7,889,500
GF.1020400	Contribuciones Nomina Sector Público	389,877,171	0	0												

EMPRESA SOCIAL DEL ESTADO BARRANCABERMEJA
EJECUCION DE GASTOS OBLIGACIONES ACUMULADOS


Periodo comprendido entre: ENERO 01 DE 2022 y JUNIO 30 DE 2022

CODIGO PPTAL	DENOMINACION PPTAL	PPTO INICIAL	ADICIONES	REDUCCION	CREDITO	CONTRA CREDITOS	PPTO DEFINITIVO	ENERO	FEBRERO	MARZO	ABRIL	MAYO	JUNIO	OBLIGACION ACUMULADAS	SALDO POR EJECUTAR	SALDO POR PAGAR
GF.200000	GASTOS GENERALES	3,184,585,164	12,288,070	0	1,465,594,629	1,092,214,026	3,570,253,838	193,155,142	800,651,072	219,431,183	130,683,307	228,424,508	-38,935,928	1,533,409,284	1,770,491,907	196,000,915
GF.2010000	GASTOS DE ADMINISTRACION	389,023,520	0	0	5,934,000	31,650,000	363,307,520	40,999,905	46,129,652	24,534,126	16,196,046	34,926,085	13,249,454	176,035,268	164,270,817	18,809,523
GF.2010100	Adquisición de Bienes	62,400,000	0	0	0	0	62,400,000	2,076,669	8,386,416	9,676,515	649,440	610,700	669,453	22,069,193	39,630,807	0
GF.2010100-01	Compra de Equipos	0	0	0	0	0	0	0	0	0	0	0	0	0	0	0
GF.2010100-02	Materiales y Suministro	62,400,000	0	0	0	0	62,400,000	2,076,669	8,386,416	9,676,515	649,440	610,700	669,453	22,069,193	39,630,807	0
GF.2010200	Adquisición de Servicios	316,623,520	0	0	5,934,000	31,650,000	290,907,520	38,849,769	37,604,250	14,756,872	15,402,694	34,236,996	12,228,660	153,079,241	115,526,844	18,809,523
GF.2010200-01	Mantenimiento	56,455,520	0	0	0	0	56,455,520	11,758,007	7,601,395	1,000,000	0	5,981,822	1,655,355	27,996,579	25,114,296	1,655,355
GF.2010200-0101	Mantenimiento y Reparaciones General	3,000,000	0	0	0	0	3,000,000	0	0	1,000,000	0	0	0	1,000,000	0	0
GF.2010200-0102	Servicio de Aseo	24,455,520	0	0	0	0	24,455,520	9,471,217	3,888,185	0	0	5,981,822	0	19,341,224	5,114,296	0
GF.2010200-0103	Gastos de Computador	5,000,000	0	0	0	0	5,000,000	0	0	0	0	0	0	0	5,000,000	0
GF.2010200-0104	Combustibles, lubricantes y Llantas	24,000,000	0	0	0	0	24,000,000	2,286,790	3,713,210	0	0	0	1,655,355	7,655,355	15,000,000	1,655,355
GF.2010200-02	Servicios Públicos	67,560,000	0	0	0	0	67,560,000	7,180,693	7,317,023	7,201,201	2,197,269	6,166,265	4,873,695	34,936,146	32,623,854	5,208,191
GF.2010200-03	Seguros	15,000,000	0	0	0	0	15,000,000	10,992,800	0	0	0	0	0	10,992,800	0	0
GF.2010200-04	Impresos y Publicaciones	6,000,000	0	0	0	750,000	5,250,000	0	615,000	0	0	0	0	615,000	4,635,000	0
GF.2010200-05	Comunicaciones y Transporte	62,208,000	0	0	5,184,000	20,000,000	47,392,000	4,838,400	5,184,000	5,184,000	5,184,000	5,964,000	5,184,000	31,538,400	10,324,000	5,184,000
GF.2010200-06	Viáticos y Gastos de Viaje	10,000,000	0	0	0	0	10,000,000	0	1,587,324	371,671	371,671	1,845,637	515,610	4,691,913	5,308,087	132,459
GF.2010200-07	Bienestar Social	5,000,000	0	0	0	0	5,000,000	0	0	0	0	0	0	0	5,000,000	0
GF.2010200-08	Capacitación	10,000,000	0	0	0	0	10,000,000	0	0	0	0	0	0	0	10,000,000	0
GF.2010200-09	Arrendamientos	0	0	0	0	0	0	0	0	0	0	0	0	0	0	0
GF.2010200-10	Servicios de Vigilancia	83,400,000	0	0	0	10,900,000	72,500,000	4,079,869	15,299,508	0	7,649,754	14,279,272	0	41,308,403	22,521,607	6,629,518
GF.2010200-11	Salud ocupacional	1,000,000	0	0	750,000	0	1,750,000	0	0	1,000,000	0	0	0	1,000,000	0	0
GF.2010300	Otros Gastos Generales	10,000,000	0	0	0	0	10,000,000	73,467	138,986	100,739	143,912	78,389	351,341	886,834	9,113,166	0
GF.2010300-01	Comisiones, Intereses y Gastos	10,000,000	0	0	0	0	10,000,000	73,467	138,986	100,739	143,912	78,389	351,341	886,834	9,113,166	0
GF.2020000	GASTOS DE OPERACION	2,795,561,644	12,288,070	0	49,099,592	1,060,564,026	1,796,385,280	152,155,237	166,352,736	194,897,057	112,613,221	193,498,423	97,231,069	916,747,743	663,590,933	128,554,417
GF.2020100	Adquisición de Bienes	156,000,000	0	0	24,912,650	44,912,650	136,000,000	0	37,049,651	24,182,370	12,386,910	15,840,273	11,614,196	101,073,399	15,887,350	11,384,196
GF.2020102	Otros	156,000,000	0	0	24,912,650	44,912,650	136,000,000	0	37,049,651	24,182,370	12,386,910	15,840,273	11,614,196	101,073,399	15,887,350	11,384,196
GF.2020102-01	Compra de Equipo	0	0	0	24,912,650	0	24,912,650	0	24,912,650	0	0	0	0	24,912,650	0	0
GF.2020102-02	Materiales y Suministros	156,000,000	0	0	0	44,912,650	111,087,350	0	12,137,001	24,182,370	12,386,910	15,840,273	11,614,196	76,160,749	15,887,350	11,384,196
GF.2020200	Adquisición de Servicios	2,639,561,644	12,288,070	0	24,186,942	1,015,651,376	1,660,385,280	152,155,237	129,303,084	170,714,687	100,226,311	177,658,151	85,616,873	815,674,344	647,703,583	117,170,221
GF.2020200-01	Mantenimiento	658,869,480	12,288,070	0	0	0	671,157,550	17,727,482	37,730,096	67,482,777	44,532,647	83,675,907	60,747,132	311,896,040	274,419,247	70,554,110
GF.2020200-0101	Mantenimiento y Reparacion generale	251,036,698	12,288,070	0	0	0	263,324,768	0	0	0	190,000	44,240,926	16,963,957	83,083,064	138,351,787	25,594,907
GF.2020200-0102	servicio de Aseo	366,832,782	0	0	0	0	366,832,782	17,727,482	37,553,961	41,267,949	40,850,001	35,642,432	41,771,151	214,812,976	116,067,460	43,018,104
GF.2020200-0103	Gastos de Computador	5,000,000	0	0	0	0	5,000,000	0	0	0	0	0	0	0	5,000,000	0
GF.2020200-0104	Combustibles, lubricantes y llantas	36,000,000	0	0	0	0	36,000,000	0	176,135	4,526,646	3,492,646	3,792,549	2,012,024	14,000,000	15,000,000	1,941,099
GF.2020200-02	Servicios Públicos	673,632,000	0	0	0	148,600,000	525,032,000	55,950,424	45,810,811	40,908,599	6,131,324	31,718,582	6,422,901	186,942,641	338,089,359	35,790,756
GF.2020200-03	Seguros	45,000,000	0	0	6,852,942	0	51,852,942	0	0	0	0	0	0	51,852,942	0	0
GF.2020200-04	Impresos y Publicaciones	674,872,164	0	0	0	627,051,376	47,820,788	0	5,705,658	3,230,318	0	13,664,055	5,325,756	27,925,786	19,820,788	5,325,756
GF.2020200-05	Comunicaciones y Transporte	85,148,000	0	0	5,184,000	40,000,000	50,332,000	5,726,070	5,249,405	6,301,000	5,184,000	5,184,000	12,129,538	39,774,013	278,387	5,363,600
GF.2020200-06	Imprevistos	10,000,000	0	0	0	0	10,000,000	0	0	955,372	1,155,472	901,739	912,547	3,925,130	5,074,870	0
GF.2020200-09	Bienestar Social	5,000,000	0	0	0	0	5,000,000	0	0	0	0	0	0	0	5,000,000	0
GF.2020200-10	Capacitación	5,000,000	0	0	0	0	5,000,000	0	0	0	0	0	0	0	5,000,000	0
GF.2020200-11	Servicio de Vigilancia	479,040,000	0	0	10,900,000	200,000,000	289,940,000	20,898,319	34,807,114	50,106,622	42,456,868	42,456,868	0	190,725,791	20,932	0
GF.2020200-12	Salud ocupacional	3,000,000	0	0	1,250,000	0	4,250,000	0	0	1,730,000	766,000	57,000	79,000	2,632,000	0	136,000
GF.2020300	OTROS GASTOS GENERALES	0	0	0	1,410,561,037	0	1,410,561,037	0	588,168,684	0	1,874,040	0	-149,416,452	440,626,272	942,630,157	48,636,975
GF.2020300-01	Pasivos de Vigencia expiradas de funcionamiento	0	0	0	1,410,561,037	0	1,410,561,037	0	588,168,684	0	1,874,040	0	-149,416,452	440,626,272	942,630,157	48,636,975
GF.2020400	CUENTA POR PAGAR VIG ANTERIORES	1,100,000,000	2,902,044,485	0	1,487,625,488	1,141,827,735	4,347,842,238	975,786,381	3,399,019,366	2,996,520	5,935,491	2,427,943	-158,829,690	4,227,336,011	101,454,500	62,018,951
GF.2020400-01	CUENTA POR PAGAR VIG ANTERIORES DE FUNCIONAMIENTO	1,100,000,000	2,902,044,485	0	1,487,625,488	1,141,827,735	4,347,842,238	975,786,381	3,399,019,366	2,996,520	5,935,491	2,427,943	-158,829,690	4,227,336,011	101,454,500	62,018,951
GG.3000000	TRANSFERENCIAS CORRIENTES	0	0	0	2,110,655,018	0	2,110,655,018	0	0	0	0	0	13,371,407	13,371,407	2,097,283,611	0
GG.3400000	OTRAS TRANSFERENCIAS	0	0	0	2,110,655,018	0	2,110,655,018	0	0	0	0	0	13,371,407	13,371,407	2,097,283,611	0
GG.3400100	Sentencias y Conciliaciones	0	0	0	2,110,655,018	0	2,110,655,018	0	0	0	0	0	13,371,407	13,371,407	2,097,283,611	0
GO.4000000	GASTOS DE OPERACION COMERCIAL Y DE PRESTACION DE SERVICIOS	1,443,000,000	0	0	360,139,000	32,867,150	1,770,271,850	119,839,827	319,540,283	76,509,915	131,748,595	131,624,735	124,210,381	903,473,736	695,389,100	236,781,610
GO.4100000	GASTOS DE COMERCIALIZACION	600,000,000	0	0	32,867,150	32,867,150	567,132,850	40,911,014	60,221,540	15,254,286	51,164,438	84,104,340	40,118,418	291,774,036	249,957,850	122,557,398
GO.4100100	Compra de Bienes para la Venta	600,000,000	0	0	32,867,150	32,867,150	567,132,850	40,911,014	60,221,540	15,254,286	51,164,438	84,104,340	40,118,418	291,774,036	249,957,850	122,557,398
GO.4100100-01	Productos Farmacéuticos	600,000,000	0	0	32,867,150	32,867,150	567,132,850	40,911,014	60,221,540	15,254,286	51,164,438	84,104,340	40,118,418	291,774,036	249,957,850	122,557,398
GO.4200000	GASTOS DE PRESTACION DE SERVICIOS	743,000,000	0	0	32,867,150	0	775,867,150	8,747,978	56,318,743							

EMPRESA SOCIAL DEL ESTADO BARRANCABERMEJA
EJECUCION DE GASTOS OBLIGACIONES ACUMULADOS

Periodo comprendido entre: ENERO 01 DE 2022 y JUNIO 30 DE 2022

CODIGO PPTAL	DENOMINACION PPTAL	PPTO INICIAL	ADICIONES	REDUCCION	CREDITO	CONTRA CREDITOS	PPTO DEFINITIVO	ENERO	FEBRERO	MARZO	ABRIL	MAYO	JUNIO	OBLIGACION ACUMULADAS	SALDO POR EJECUTAR	SALDO POR PAGAR
GO.4200100-05	Equipos e instrumental Medico-Quirurgico Odontologico y Laboratorio Clinico	0	0	0	17,867,150	0	17,867,150	0	12,477,150	0	5,390,000	0	0	17,867,150	0	0
GO.4200200	COMPRA DE SERVICIOS PARA LA VENTA	303,000,000	0	0	0	0	303,000,000	8,195,835	10,330,996	27,996,184	40,694,682	39,539,755	31,127,429	157,884,881	86,500,000	38,943,529
GO.4200200-01	Servicio de lavanderia	96,000,000	0	0	0	0	96,000,000	8,195,835	0	16,254,689	8,195,349	7,992,397	7,359,939	47,998,209	16,000,000	7,359,939
GO.4200200-02	Contratacion de Servicios Asistenciales	207,000,000	0	0	0	0	207,000,000	0	10,330,996	11,741,495	32,499,333	31,547,358	23,767,490	109,886,672	70,500,000	31,583,590
GO.4200300	CUENTA POR PAGAR VIG ANTERIORES COMERCIALIZACION	100,000,000	0	0	207,085,411	0	307,085,411	70,180,835	182,992,615	0	0	0	4,168,400	257,341,850	47,744,811	4,168,400
GO.4200300-01	CUENTA POR PAGAR VIG ANTERIORES COMERCIALIZACION	100,000,000	0	0	207,085,411	0	307,085,411	70,180,835	182,992,615	0	0	0	4,168,400	257,341,850	47,744,811	4,168,400
GO.4200400	PASIVOS DE VIGENCIAS EXPIRADAS	0	0	0	120,186,439	0	120,186,439	0	0	0	0	0	0	0	120,186,439	0
GO.4200400-01	PASIVOS DE VIGENCIAS EXPIRADAS DE OPERACION COMERCIAL Y DE PRESTACION DE SERVICIOS	0	0	0	120,186,439	0	120,186,439	0	0	0	0	0	0	0	120,186,439	0
GP.8000000	GASTOS Y/O PROYECTOS DE INVERSION	300,000,000	6,421,662,044	0	131,676,584	0	6,853,338,628	99,747,982	38,919,491	374,275,516	519,435,003	0	413,725,162	1,446,103,153	5,097,366,604	214,424,881
GP.8001100	PROYECTOS	0	152,353,935	0	0	0	152,353,935	0	0	0	0	0	0	0	17,333,935	0
GP.8001100-01	Infraestructura Hospitalaria	0	6,795,645	0	0	0	6,795,645	0	0	0	0	0	0	0	6,795,645	0
GP.8001100-02	Dotacion Hospitalaria	0	145,558,290	0	0	0	145,558,290	0	0	0	0	0	0	0	10,538,290	0
GP.8001100-03	Otros Gastos de Inversion	0	0	0	0	0	0	0	0	0	0	0	0	0	0	0
GP.8002200	CUENTA POR PAGAR VIG ANTERIORES INVERSION	300,000,000	6,269,308,109	0	0	0	6,569,308,109	99,747,982	23,604,256	374,275,516	519,435,003	0	413,725,162	1,430,787,918	5,080,032,669	214,424,881
GP.8002200-01	CUENTA POR PAGAR VIG ANTERIORES INVERSION	300,000,000	6,269,308,109	0	0	0	6,569,308,109	99,747,982	23,604,256	374,275,516	519,435,003	0	413,725,162	1,430,787,918	5,080,032,669	214,424,881
GP.8003300	PASIVOS DE VIGENCIAS EXPIRADAS	0	0	0	131,676,584	0	131,676,584	0	15,315,235	0	0	0	0	0	15,315,235	0
GP.8003300-01	PASIVOS DE VIGENCIAS EXPIRADAS DE GASTOS Y/O PROYECTOS DE INVERSION	0	0	0	131,676,584	0	131,676,584	0	15,315,235	0	0	0	0	15,315,235	0	0



ELISA FERNANDA PEÑA REYES
Subdirectora Administrativa y Financiera