


EMPRESA SOCIAL DEL ESTADO BARRANCABERMEJA  
EJECUCION DE INGRESOS POR RECAUDOS

PERIODO

Periodo comprendido entre: ENERO 01 DE 2017 y DICIEMBRE 31 DE 2017

CODIGO PPTAL	DENOMINACION PPTAL	PPTO INICIAL	ADICIONES	REDUCION	CREDITO	CONTRA CREDITOS	PPTO DEFINITIVO	RECONOCIMIENTO												RECOCIEMTO ACUMULADAS	SALDO POR EJECUTAR	
								ENERO	FEBRERO	MARZO	ABRIL	MAYO	JUNIO	JULIO	AGOSTO	SEPTIEMBRE	OCTUBRE	NOVIEMBRE	DICIEMBRE			
I.	PRESUPUESTO DE INGRESOS	16,942,053,102	20,851,131,305	2	0	0	37,793,184,405	1,582,853,659	1,526,821,499	16,849,108,556	1,570,247,767	2,166,754,382	1,527,008,417	1,496,214,135	1,514,205,821	1,447,626,140	1,672,558,006	1,536,717,458	2,465,015,125	35,355,130,963	2,438,053,442	
I.0000	DISPONIBILIDAD INICIAL	1,000	15,230,896,125	0	0	0	15,230,897,125	0	0	15,230,897,125	0	0	0	0	0	0	0	0	0	0	15,230,897,125	0
I.1000	INGRESOS CORRIENTES	14,378,515,014	4,421,472,802	2	0	0	18,799,987,814	1,215,190,083	1,234,824,163	1,294,008,942	1,257,128,916	1,918,116,483	1,322,894,438	1,334,561,771	1,314,273,965	1,352,818,396	1,671,731,444	1,255,054,363	2,359,580,229	17,530,183,193	1,269,804,621	0
I.1100	INGRESOS DE EXPLOTACION	14,315,976,869	3,929,403,131	0	0	0	18,245,380,000	1,215,190,083	1,234,824,163	1,278,374,656	1,251,917,487	1,918,116,483	1,312,471,585	1,329,350,343	1,314,273,965	1,170,652,863	1,666,520,016	1,255,054,363	2,039,399,636	16,986,145,643	1,259,234,356	0
I.1110	Venta de Servicios	14,315,976,869	3,929,403,131	0	0	0	18,245,380,000	1,215,190,083	1,234,824,163	1,278,374,656	1,251,917,487	1,918,116,483	1,312,471,585	1,329,350,343	1,314,273,965	1,170,652,863	1,666,520,016	1,255,054,363	2,039,399,636	16,986,145,643	1,259,234,356	0
I.1111	Régimen Contributivo	25,042,237	0	0	0	0	25,042,237	2,599,608	2,236,661	5,132,100	4,511,258	3,405,000	11,150,887	7,411,597	11,143,953	9,202,316	16,867,547	5,934,073	9,374,524	88,969,524	-63,927,287	0
I.1112	Régimen Subsidiado	14,233,237,612	305,000,000	0	0	0	14,538,237,612	1,193,450,980	1,214,138,450	1,250,208,811	1,227,526,894	1,244,335,160	1,285,700,491	1,303,757,112	1,285,589,323	1,147,202,727	1,269,053,791	1,240,021,350	1,243,413,796	14,904,398,885	-366,161,273	0
I.1112-01	Subsidios Totales	14,233,237,612	305,000,000	0	0	0	14,538,237,612	1,193,450,980	1,214,138,450	1,250,208,811	1,227,526,894	1,244,335,160	1,285,700,491	1,303,757,112	1,285,589,323	1,147,202,727	1,269,053,791	1,240,021,350	1,243,413,796	14,904,398,885	-366,161,273	0
I.1113	Ecat- Soat	4,414,561	1,782,650	0	0	0	6,197,211	1,155,189	933,422	761,000	2,688,800	658,800	0	271,456	879,170	944,237	799,738	708,233	768,608	10,568,653	-4,371,442	0
I.1114	Cuotas de Recuperación	51,982,760	0	0	0	0	51,982,760	4,835,700	4,337,550	5,118,200	3,512,700	4,100,150	4,996,500	6,096,500	4,870,646	3,592,650	6,800,316	5,867,350	4,055,612	58,183,874	-6,201,114	0
I.1115	Particulares	1,294,699	14,068,981	0	0	0	15,363,680	3,584,099	2,460,680	4,119,045	3,800,835	1,240,000	159,021	885,742	1,337,067	1,232,840	1,404,777	1,571,006	17,061,078	38,856,190	-23,492,510	0
I.1116	Otras I.P.S	1,000	0	0	0	0	1,000	0	0	0	0	0	0	0	0	0	0	0	0	0	1,000	0
I.1117	Otras Entidades, Convenio	4,000	3,608,551,500	0	0	0	3,608,555,500	9,564,507	10,717,400	13,035,500	9,877,000	664,377,373	10,464,686	10,927,936	10,453,806	8,478,093	371,593,847	952,351	764,726,018	1,885,168,517	1,723,386,983	0
I.1117-01	Convenio Municipio - Vinculados	1,000	124,949,989	0	0	0	124,950,989	9,564,507	10,717,400	13,035,500	9,877,000	8,754,753	10,464,686	10,927,936	10,453,806	8,478,093	21,593,847	952,351	7,864,034	122,683,913	2,267,076	0
I.1117-02	Plan de Intervenciones Colectivas	1,000	2,191,446,551	0	0	0	2,191,447,551	0	0	0	0	655,622,620	0	0	0	0	350,000,000	0	240,000,000	1,245,622,620	945,824,931	0
I.1117-03	APS	1,000	1,292,154,960	0	0	0	1,292,155,960	0	0	0	0	0	0	0	0	0	0	0	0	516,861,984	516,861,984	775,293,976
I.1117-04	Otros Convenios	1,000	0	0	0	0	1,000	0	0	0	0	0	0	0	0	0	0	0	0	0	0	1,000
I.1200	APORTES	62,537,145	304,546,302	2	0	0	367,083,445	0	0	15,634,286	5,211,429	0	10,422,853	5,211,428	0	5,211,428	5,211,428	0	320,180,593	367,083,445	0	0
I.1212	Situado Fiscal- Aportes Patronales	62,537,145	0	2	0	0	62,537,143	0	0	15,634,286	5,211,429	0	10,422,853	5,211,428	0	5,211,428	5,211,428	0	15,634,291	62,537,143	0	0
I.1213	Aportes PSFF	0	304,546,302	0	0	0	304,546,302	0	0	0	0	0	0	0	0	0	0	0	0	304,546,302	304,546,302	0
I.1300	OTROS INGRESOS CORRIENTES	1,000	187,523,370	0	0	0	187,524,370	0	0	0	0	0	0	0	0	0	0	0	0	176,954,105	176,954,105	10,570,265
I.1330	Otros Ingresos	1,000	187,523,370	0	0	0	187,524,370	0	0	0	0	0	0	0	0	0	0	0	0	176,954,105	176,954,105	10,570,265
I.2000	INGRESOS DE CAPITAL	2,563,537,088	1,198,762,378	0	0	0	3,762,299,466	367,663,576	291,997,336	324,202,489	313,118,851	248,637,899	204,113,979	161,652,364	199,931,856	94,807,744	826,562	281,663,095	105,434,896	2,594,050,645	1,168,248,820	0
I.2100	Recuperación de Cartera	2,563,275,180	1,198,762,378	0	0	0	3,762,037,558	362,713,335	280,276,810	309,101,288	296,392,903	232,545,681	203,991,963	161,394,784	199,811,500	94,734,042	645,006	281,566,062	105,033,418	2,528,206,792	1,233,830,765	0
I.2101	Rendimientos Financieros	2,563,275,180	1,198,762,378	0	0	0	3,762,037,558	362,713,335	280,276,810	309,101,288	296,392,903	232,545,681	203,991,963	161,394,784	199,811,500	94,734,042	645,006	281,566,062	-31,915,672	2,391,257,702	1,370,779,855	0



JUAN CARLOS SUPELANO VILLAMIZAR  
Subdirector Administrativo y Financiero

**EMPRESA SOCIAL DEL ESTADO BARRANCABERM**  
**EJECUCION DE INGRESOS POR RECAUDOS**

CODIGO PPTAL	DENOMINACION PPTAL	RECAUDOS												RECAUDOS ACUMULADO	CUENTAS POR COBRAR
		ENERO	FEBRERO	MARZO	ABRIL	MAYO	JUNIO	JULIO	AGOSTO	SEPTIEMBRE	OCTUBRE	NOVIEMBRE	DICIEMBRE		
I.	PRESUPUESTO DE INGRESOS	1,234,439,171	1,265,260,872	16,574,880,840	1,259,249,169	1,230,661,828	1,961,830,606	1,400,160,804	1,133,374,461	1,387,998,902	1,021,147,219	2,019,496,593	2,295,165,014	32,783,665,477	2,571,465,486
I.0000	DISPONIBILIDAD INICIAL	0	0	15,230,897,125	0	0	0	0	0	0	0	0	0	15,230,897,125	0
I.1000	INGRESOS CORRIENTES	866,775,595	973,263,536	1,019,781,226	946,130,318	982,023,929	1,757,716,628	1,238,508,439	933,442,605	1,293,191,158	1,020,320,657	1,737,833,498	2,189,730,118	14,958,717,707	2,571,465,486
I.1100	INGRESOS DE EXPLOTACION	866,775,595	973,263,536	1,004,146,940	940,918,889	982,023,929	1,747,293,775	1,233,297,011	933,442,605	1,111,025,625	1,015,109,229	1,737,833,498	1,932,086,668	14,477,217,300	2,508,928,343
I.1110	Venta de Servicios	866,775,595	973,263,536	1,004,146,940	940,918,889	982,023,929	1,747,293,775	1,233,297,011	933,442,605	1,111,025,625	1,015,109,229	1,737,833,498	1,932,086,668	14,477,217,300	2,508,928,343
I.1111	Régimen Contributivo	0	70,000	551,407	458,400	0	1,203,738	0	1,169,240	0	4,765,567	12,986,469	6,480,645	27,685,466	61,284,058
I.1112	Régimen Subsidiado	861,820,604	968,808,986	997,919,421	936,717,414	976,441,277	1,084,987,585	1,226,921,508	926,535,336	1,106,882,638	1,003,282,037	1,361,038,739	1,105,894,109	12,557,249,654	2,347,149,231
I.1112-01	Subsidios Totales	861,820,604	968,808,986	997,919,421	936,717,414	976,441,277	1,084,987,585	1,226,921,508	926,535,336	1,106,882,638	1,003,282,037	1,361,038,739	1,105,894,109	12,557,249,654	2,347,149,231
I.1113	Ecat- Soat	119,291	47,000	557,912	119,305	1,482,502	434,932	228,103	330,007	550,337	261,309	2,616,153	585,502	7,332,353	3,236,300
I.1114	Cuotas de Recuperación	4,835,700	4,337,550	5,118,200	3,512,700	4,100,150	4,996,500	6,096,500	4,870,646	3,592,650	6,800,316	5,867,350	4,055,612	58,183,874	0
I.1115	Particulares	0	0	0	111,070	0	48,400	50,900	537,376	0	0	113,359	469,167	1,330,272	37,525,918
I.1116	Otras I.P.S	0	0	0	0	0	0	0	0	0	0	0	0	0	0
I.1117	Otras Entidades, Convenio	0	0	0	0	0	655,622,620	0	0	0	0	0	0	0	0
I.1117-01	Convenio Municipio - Vinculados	0	0	0	0	0	0	0	0	0	0	355,211,428	814,601,633	1,825,435,681	59,732,836
I.1117-02	Plan de Intervenciones Colectivas	0	0	0	0	0	0	0	0	0	0	5,211,428	57,739,649	62,951,077	59,732,836
I.1117-03	APS	0	0	0	0	0	655,622,620	0	0	0	0	350,000,000	240,000,000	1,245,622,620	0
I.1117-04	Otros Convenios	0	0	0	0	0	0	0	0	0	0	0	516,861,984	516,861,984	0
I.1200	APORTES	0	0	15,634,286	5,211,429	0	10,422,853	5,211,428	5,211,428	0	5,211,428	0	0	0	0
I.1212	Situado Fiscal- Aportes Patronales	0	0	15,634,286	5,211,429	0	10,422,853	5,211,428	5,211,428	0	5,211,428	0	257,643,450	304,546,302	62,537,143
I.1213	Aportes PSFF	0	0	0	0	0	0	0	0	0	0	0	-46,902,852	0	62,537,143
I.1300	OTROS INGRESOS CORRIENTES	0	0	0	0	0	0	0	0	0	0	0	304,546,302	304,546,302	0
I.1330	Otros Ingresos	0	0	0	0	0	0	0	176,954,105	0	0	0	0	176,954,105	0
I.2000	INGRESOS DE CAPITAL	367,663,576	291,997,336	324,202,489	313,118,851	248,637,899	204,113,979	161,652,364	199,931,856	94,807,744	826,562	281,663,095	105,434,896	2,594,050,645	0
I.2100	Recuperación de Cartera	362,713,335	280,276,810	309,101,288	296,392,903	232,545,681	203,991,963	161,394,784	199,811,500	94,734,042	645,006	281,566,062	105,033,418	2,528,206,792	0
I.2101	Rendimientos Financieros	362,713,335	280,276,810	309,101,288	296,392,903	232,545,681	203,991,963	161,394,784	199,811,500	94,734,042	645,006	281,566,062	105,033,418	2,528,206,792	-136,949,090


  
**JUAN CARLOS SUBELANO VILLAMIZAR**  
 Subdirector Administrativo y Financiero

EMPRESA SOCIAL DEL ESTADO BARRANCABERMEJA

Periodo comprendido entre: ENERO 01 DE 2017 Y DICIEMBRE 31 DE 2017

EJECUCION DE GASTOS PAGOS ACUMULADOS Y CUENTAS POR PAGAR		PAGOS												PAGOS ACUMULADOS	REGISTROS POR PAGAR	OBLIGACION POR PAGAR						
CODIGO PPTAL	DENOMINACION PPTAL	PPTO INICIAL	ADICIONES	REDUCCION	CREDITO	CONTRA CREDITOS	PPTO DEFINITIVO	ENERO	FEBRERO	MARZO	ABRIL	MAYO	JUNIO	JULIO	AGOSTO	SEPTIEMBRE	OCTUBRE	NOVIEMBRE	DICIEMBRE	PAGOS ACUMULADOS	REGISTROS POR PAGAR	OBLIGACION POR PAGAR
GF.05.03	PRESUPUESTO DE GASTOS	16,942,053,102	22,103,826,287	1,252,795,485	5,612,517,622	5,612,517,622	37,793,194,405	1,833,375,088	1,638,800,905	1,476,919,992	1,375,581,511	1,224,452,959	1,848,149,674	1,536,900,388	1,774,899,580	1,453,721,344	1,537,388,741	2,045,409,255	2,769,249,711	20,485,189,150	6,037,688,146	6,037,688,146
GF.	GASTOS DE FUNCIONAMIENTO	13,796,064,005	4,421,472,802	1,252,795,485	5,612,517,622	5,612,517,622	17,636,662,939	189,765,004	667,843,694	975,158,798	686,962,128	971,006,513	1,461,077,480	1,288,606,839	1,098,763,188	1,091,362,473	1,334,218,483	1,361,666,128	2,202,629,250	13,140,000,083	4,125,356,551	4,125,356,551
GF.100000	GASTOS DE PERSONAL	10,836,485,314	3,857,007,498	1,174,625,735	5,090,379,956	4,077,490,307	14,531,956,787	170,962,770	592,957,002	883,416,518	605,637,841	856,506,786	1,214,793,946	1,178,204,109	960,877,493	971,827,754	1,053,624,316	1,126,622,789	1,833,255,237	11,446,686,560	2,751,743,606	2,751,743,606
GF.101000	GASTOS DE ADMINISTRACION	3,668,529,567	178,737,143	1,174,625,733	1,819,509,686	1,575,998,113	2,916,652,550	0	181,757,687	215,358,256	176,827,645	208,206,928	286,690,501	239,481,461	236,75,037	236,388,891	271,945,463	186,542,294	303,276,239	2,543,200,632	367,768,589	367,768,589
GF.101010	Servicios Personales Asociados a la Nómina	1,259,795,868	62,537,143	0	188,631,754	1,215,979,184	1,178,985,581	70,406,015	87,617,780	105,609,163	76,811,395	105,609,163	120,435,702	79,622,366	84,462,335	160,135,519	82,096,021	177,100,625	177,100,625	1,120,291,516	175,260,782	175,260,782
GF.1010101	Sueldos	991,668,252	62,537,143	0	91,787,822	123,503,184	1,022,490,033	68,631,655	75,354,767	73,966,594	75,701,636	100,736,916	82,132,599	76,651,110	80,541,029	153,103,016	80,541,029	79,614,710	946,975,321	75,513,782	75,513,782	
GF.1010104	Otros	268,127,616	0	0	96,843,932	88,476,000	1,153,662,517	0	1,774,360	12,263,013	2,028,001	1,109,759	4,872,247	38,302,843	2,971,256	7,032,503	1,554,992	97,316,195	173,316,195	99,747,000	99,747,000	
GF.1010104-03	Bonificación Por Servicios Prestados	28,201,217	0	0	1,380,000	0	29,581,217	0	1,774,360	2,059,200	2,028,001	1,109,759	2,734,634	0	2,971,256	3,677,732	1,944,959	1,184,668	20,669,237	6,989,905	6,989,905	
GF.1010104-04	Vacaciones	62,455,098	0	0	3,400,000	580,000	65,275,098	0	0	4,634,695	0	1,190,030	373,666	0	182,340	3,031,329	370,324	5,429,769	15,212,146	49,048,788	49,048,788	
GF.1010104-06	Prima de Vacaciones	42,583,019	0	0	1,550,000	1,700,000	42,433,019	0	0	0	0	640,505	2,638	0	0	54,029	1,814,316	0	2,422,651	4,934,139	37,155,344	37,155,344
GF.1010104-07	Prima de Navidad	88,714,627	0	0	88,172,000	85,400,000	91,440,627	0	0	0	0	1,810,019	0	0	0	0	0	0	88,125,807	91,349,857	2,157	2,157
GF.1010104-08	Prima de Servicios	40,879,702	0	0	1,600,000	796,000	42,479,702	0	0	0	0	1,987,763	0	0	0	0	0	0	157,647	37,928,187	0	0
GF.1010104-09	Bonificación especial de Recreacion.	5,293,953	0	0	787,932	0	6,081,885	0	0	0	0	421,336	0	0	0	0	0	0	0	0	0	
GF.1010200	Servicios Personales Indirectos	1,957,590,768	35,000,000	1,174,625,733	1,578,970,038	1,220,588,877	1,176,346,196	70,681,058	100,914,977	75,039,400	107,595,083	157,782,000	83,470,209	129,039,121	125,723,656	85,214,944	78,477,383	100,503,014	1,114,440,845	60,004,169	60,004,169	
GF.1010200-02	Honorarios	197,788,368	0	0	353,755,856	20,973,000	530,571,224	0	15,099,333	29,883,334	14,960,367	44,837,216	97,836,259	28,852,259	76,834,118	72,434,118	27,875,259	37,232,418	62,086,604	907,312,285	22,657,076	22,657,076
GF.1010200-03	Remuneración de Servicios Técnicos	1,759,802,400	35,000,000	1,174,625,733	1,225,214,182	1,199,615,877	1,176,346,196	55,581,725	71,031,642	60,079,033	62,757,867	59,945,741	54,611,950	52,205,003	53,289,033	57,357,685	41,244,965	38,416,410	606,527,560	37,347,093	37,347,093	
GF.1010300	Contribuciones Nomina Sector Privado	325,648,795	79,200,000	0	35,872,000	112,842,502	327,878,293	0	35,772,644	17,979,152	18,144,950	16,845,050	16,387,638	24,059,650	19,106,750	18,403,900	18,536,500	18,014,350	17,841,550	221,092,134	106,576,708	106,576,708
GF.1010302	Contribuciones Nomina Sector Privado con Situación de Fondos	325,648,795	79,200,000	0	35,872,000	112,842,502	327,878,293	0	35,772,644	17,979,152	18,144,950	16,845,050	16,387,638	24,059,650	19,106,750	18,403,900	18,536,500	18,014,350	17,841,550	221,092,134	106,576,708	106,576,708
GF.1010302-01	Aportes a Seguridad Social	91,997,588	0	0	6,900,000	11,900,000	8,697,588	0	6,877,800	6,689,900	8,572,750	6,644,850	6,865,000	8,964,100	6,865,000	7,404,200	6,865,000	6,865,000	6,865,000	69,952,425	6,101,075	6,101,075
GF.1010302-02	Reserva Pensional	67,500,631	0	0	14,603,000	6,000,000	76,102,631	0	9,533,000	4,894,400	6,228,000	5,594,400	5,531,325	7,625,390	6,197,090	6,313,900	6,106,000	5,963,750	5,963,750	5,963,750	6,101,075	6,101,075
GF.1010302-03	Reserva para Cesantías	96,225,531	79,200,000	0	8,400,000	80,440,000	105,282,531	0	14,417,635	1,220,066	0	0	0	0	0	0	0	0	0	15,703,014	87,544,793	87,544,793
GF.1010302-04	Riesgos Profesionales	24,844,000	0	0	1,660,000	7,200,000	19,204,000	0	0	0	0	0	0	0	0	0	0	0	0	0	0	
GF.1010302-05	Caja de Compensación Familiar	45,081,225	0	0	4,410,000	7,200,000	42,291,225	0	3,320,709	3,480,586	3,344,200	3,021,400	2,754,600	5,287,900	3,475,100	3,203,800	3,288,000	3,401,400	3,270,000	37,857,795	4,407,200	4,407,200
GF.1010400	Contribuciones Nomina Sector Publico	125,494,136	2,000,000	0	16,035,894	30,087,550	113,442,480	0	4,897,970	8,846,617	7,648,700	6,955,400	6,911,700	11,515,900	8,956,800	7,799,000	8,056,500	7,954,500	7,831,050	87,376,137	25,926,390	25,926,390
GF.1010402	Situación de Fondos	125,494,136	2,000,000	0	16,035,894	30,087,550	113,442,480	0	4,897,970	8,846,617	7,648,700	6,955,400	6,911,700	11,515,900	8,956,800	7,799,000	8,056,500	7,954,500	7,831,050	87,376,137	25,926,390	25,926,390
GF.1010402-02	Reserva Pensional	57,727,520	0	0	4,300,000	19,587,550	42,439,970	0	3,748,800	3,467,700	3,467,700	3,467,700	4,905,300	4,612,000	3,793,000	3,935,200	3,701,700	3,732,750	38,831,850	3,590,550	3,590,550	
GF.1010402-03	Reserva para Cesantías	11,415,085	2,000,000	0	6,220,894	1,300,000	18,335,979	0	747,085	747,085	0	0	0	0	0	0	0	0	1,494,170	16,826,380	16,826,380	
GF.1010402-05	I.C.B.F.	33,810,918	0	0	3,310,000	5,500,000	31,620,918	0	2,490,530	2,610,437	2,508,500	2,092,500	2,066,300	3,966,300	2,606,700	2,403,500	2,473,900	2,551,500	2,458,800	28,228,967	3,305,900	3,305,900
GF.1010402-06	T.E.N.A.	22,540,613	0	0	2,205,000	3,700,000	21,045,613	0	1,660,355	1,740,295	1,677,500	1,395,200	1,377,700	2,644,300	1,738,100	1,602,500	1,639,500	1,701,300	1,639,500	18,211,150	2,204,100	2,204,100
GF.102000	GASTOS DE OPERACION	7,167,957,745	3,373,724,054	2	3,271,070,310	2,501,992,194	11,310,757,915	170,962,770	441,199,315	668,057,992	428,810,196	648,299,588	928,103,446	938,722,648	774,212,456	735,438,863	781,678,853	940,080,353	1,492,127,040	8,867,633,970	2,383,975,017	2,383,975,017
GF.1020100	Servicios Personales Asociados a la Nómina	2,937,701,395	220,604,105	0	658,719,712	1,337,342,049	2,479,683,163	154,051,718	167,622,935	170,633,638	166,198,133	241,427,071	242,820,381	175,390,715	175,128,414	85,678,205	164,018,165	347,897,119	2,095,356,494	371,894,373	371,894,373	
GF.1020101	Sueldos	2,285,511,588	220,604,105	0	432,691,712	1,033,496,736	1,905,310,669	154,051,718	166,525,229	168,936,851	163,589,346	216,642,201	165,041,243	171,213,074	167,415,991	80,541,029	158,076,616	148,334,769	1,760,366,567	144,907,114	144,907,114	
GF.1020104	Otros	652,189,807	0	0	226,020,000	304,845,313	574,372,494	0	1,097,206	1,696,787	24,784,870	24,784,870	47,177,138	47,177,138	1,177,641	1,727,423	5,941,549	199,052,350	390,987,259	226,987,259	226,987,259	
GF.1020104-03	Bonificación Por Servicios Prestados	71,570,848	0	0	14,750,000	56,820,848	0	0	245,707	435,986	4,831,308	0	0	1,047,911	3,949,752	5,137,176	3,297,773	3,179,951	22,125,564	26,305,050	26,305,050	
GF.1020104-04	Vacaciones	150,262,304	0	0	15,605,000	38,085,949	127,781,955	0	351,009	491,025	524,638	1,163,448	0	0	0	0	0	0	1,482,500	11,839,568	100,286,680	100,286,680
GF.1020104-06	Prima de Vacaciones	102,451,969	0	0	12,500,000	20,676,432	94,275,537	0	351,009	491,025	622,627	793,260	0	0	0	0	0	0	1,024,655	7,641,866	75,405,082	75,405,082
GF.1020104-07	Prima de Navidad	213,444,628	0	0	177																	

CODIGO PPTAL	DENOMINACION PPTAL	PPTO INICIAL	ADICIONES	REDUCCION	CREDITO	CONTRA CREDITOS	PPTO DEFINITIVO	ENERO	FEBRERO	MARZO	ABRIL	MAYO	JUNIO	JULIO	AGOSTO	SEPTIEMBRE	OCTUBRE	NOVIEMBRE	DICIEMBRE	PAGOS ACUMULADAS	REGISTROS POR PAGAR	OBLIGACION POR PAGAR
GF.2020100	Adquisición de Bienes	25,000,000	0	0	0	20,000,000	5,000,000	0	0	5,000,000	0	0	0	0	0	0	0	0	0	5,000,000	0	0
GF.2020102	Otros	25,000,000	0	0	0	20,000,000	5,000,000	0	0	5,000,000	0	0	0	0	0	0	0	0	0	5,000,000	0	0
GF.2020102-01	Compra de Equipo	5,000,000	0	0	0	0	5,000,000	0	0	5,000,000	0	0	0	0	0	0	0	0	0	5,000,000	0	0
GF.2020102-02	Compra de Equipo e Instrumental Médico, Odontológico y de Laboratorio Clínico	20,000,000	0	0	0	20,000,000	0	0	0	0	0	0	0	0	0	0	0	0	0	0	0	0
GF.2020200	Adquisición de Servicios	1,447,094,639	523,896,039	0	300,624,800	440,271,854	1,831,343,624	11,619,970	21,341,484	21,292,791	59,995,677	74,585,084	192,138,774	64,984,696	117,821,431	61,645,626	74,615,122	167,419,301	259,250,690	1,126,710,644	687,997,845	687,997,845
GF.2020200-01	Mantenimiento Hospitalario	847,102,653	86,897,823	0	26,000,000	0	960,000,484	8,456,062	248,907	7,546,999	42,946,551	62,553,868	104,203,343	49,788,192	106,810,540	48,210,495	47,554,507	86,481,940	94,392,091	659,193,490	285,028,657	285,028,657
GF.2020200-02	Servicios Públicos	306,993,984	0	0	165,017,000	89,110,580	382,898,404	2,330,908	14,327,396	6,878,920	3,491,339	8,706,033	3,943,888	7,503,217	3,494,129	7,521,051	12,698,726	41,869,980	7,202,757	119,968,345	262,588,662	262,588,662
GF.2020200-03	Seguros	20,000,000	0	0	7,496,000	10,876,987	16,619,013	0	200,931	0	1,472,259	937,010	0	0	0	0	0	6,958,009	2,228,000	3,879,406	15,673,615	937,200
GF.2020200-04	Impresos y Publicaciones	36,000,000	409,862,210	0	67,000,000	161,145,215	351,716,995	0	0	0	0	65,690,000	0	0	0	0	0	20,000,000	131,144,210	216,834,210	134,847,926	134,847,926
GF.2020200-05	Comunicaciones y Transporte	212,000,000	27,136,000	0	25,336,800	159,139,072	105,333,728	833,000	5,279,667	5,433,000	10,703,596	1,697,071	15,827,169	6,097,501	6,152,221	5,184,000	6,660,000	20,614,546	16,160,000	100,641,771	4,492,800	4,492,800
GF.2020200-06	Imprevistos	5,000,000	0	0	9,250,000	0	14,250,000	0	1,284,588	1,433,872	1,381,932	691,100	2,474,374	1,595,786	1,364,541	730,080	743,880	681,380	1,492,680	13,874,213	102,600	102,600
GF.2020200-07	Bienestar Social	10,000,000	0	0	525,000	10,000,000	525,000	0	0	0	0	0	0	0	0	0	0	0	0	525,000	0	0
GF.2020200-08	Capacitación	10,000,000	0	0	0	10,000,000	0	0	0	0	0	0	0	0	0	0	0	0	0	0	0	0
GF.2020300	OTROS GASTOS GENERALES	986,233,459	0	78,169,750	0	209,855,748	698,207,961	0	23,980,552	35,896,738	11,731,511	5,083,537	4,855,691	0	0	0	0	0	6,710,874	88,258,902	609,218,684	609,218,684
GF.2020300-01	Pasivos de Vigencia expiradas	986,233,459	0	78,169,750	0	209,855,748	698,207,961	0	23,980,552	35,896,738	11,731,511	5,083,537	4,855,691	0	0	0	0	0	6,710,874	88,258,902	609,218,684	609,218,684
GF.2020400	PASIVOS PSFF	0	304,546,302	0	0	0	304,546,302	0	0	0	0	0	0	0	0	0	0	0	0	37,851,958	37,851,958	0
GF.2020400-01	Acreeencias laborales	0	304,546,302	0	0	0	304,546,302	0	0	0	0	0	0	0	0	0	0	0	0	37,851,958	37,851,958	0
GG.3000000	TRANSFERENCIAS CORRIENTES	252,574,363	0	0	0	250,000,000	2,574,363	0	0	0	0	0	0	0	0	0	0	0	0	0	0	0
GG.3400000	OTRAS TRANSFERENCIAS	252,574,363	0	0	0	250,000,000	2,574,363	0	0	0	0	0	0	0	0	0	0	0	0	0	0	0
GG.3400100	Sentencias y conciliaciones	252,574,363	0	0	0	250,000,000	2,574,363	0	0	0	0	0	0	0	0	0	0	0	0	0	0	0
GO.4000000	GASTOS DE OPERACION COMERCIAL Y DE PRESTACION DE SERVICI	1,135,000,000	0	0	74,000,000	142,000,000	1,067,000,000	498,500	0	4,898,095	9,481,375	0	74,382,543	142,389,874	55,558,952	96,950,954	57,690,774	220,068,372	134,224,984	796,144,423	265,707,723	265,707,723
GO.4100000	GASTOS DE COMERCIALIZACION	500,000,000	0	0	74,000,000	0	574,000,000	498,500	0	470,000	0	0	21,472,089	101,378,741	1,200,000	53,584,858	57,690,774	140,062,688	27,891,480	404,249,130	169,219,964	169,219,964
GO.4100100	Compra de Bienes para la Venta	500,000,000	0	0	74,000,000	0	574,000,000	498,500	0	470,000	0	0	21,472,089	101,378,741	1,200,000	53,584,858	57,690,774	140,062,688	27,891,480	404,249,130	169,219,964	169,219,964
GO.4100100-01	Productos Farmacéuticos	500,000,000	0	0	74,000,000	0	574,000,000	498,500	0	470,000	0	0	21,472,089	101,378,741	1,200,000	53,584,858	57,690,774	140,062,688	27,891,480	404,249,130	169,219,964	169,219,964
GO.4200000	GASTOS DE PRESTACION DE SERVICIOS	635,000,000	0	0	0	142,000,000	493,000,000	0	0	4,428,095	9,481,375	0	52,910,454	41,011,133	54,358,952	43,366,096	0	80,005,684	106,333,504	391,895,293	96,487,759	96,487,759
GO.4200100	Compra de Bienes para la Prestación de Servicios	635,000,000	0	0	0	142,000,000	493,000,000	0	0	4,428,095	9,481,375	0	52,910,454	41,011,133	54,358,952	43,366,096	0	80,005,684	106,333,504	391,895,293	96,487,759	96,487,759
GO.4200100-01	Material Médico-Quirúrgico	250,000,000	0	0	0	54,000,000	196,000,000	0	0	0	0	0	10,215,254	5,023,809	54,358,952	0	0	32,654,931	36,096,140	138,349,086	57,074,719	57,074,719
GO.4200100-02	Material Odontológico	120,000,000	0	0	0	30,000,000	90,000,000	0	0	0	0	0	10,680,560	22,444,904	0	0	0	0	35,412,174	68,537,638	20,874,698	20,874,698
GO.4200100-03	Material Laboratorio Clínico	250,000,000	0	0	0	55,000,000	195,000,000	0	0	4,428,095	9,481,375	0	32,014,640	13,542,420	0	0	0	43,366,096	0	43,183,985	31,213,882	177,230,493
GO.4200100-06	Gases Medicinales-Oxigeno	15,000,000	0	0	0	3,000,000	12,000,000	0	0	0	0	0	0	0	0	0	0	0	4,166,768	3,611,308	7,778,076	808,164
GP.8000000	GASTOS Y/O PROYECTOS DE INVERSION	1,000	13,769,351,855	0	0	0	13,769,352,855	0	0	0	0	0	0	26,989,200	580,170,226	242,209,405	325,479,482	307,070,726	382,413,181	1,864,332,220	1,023,338,365	1,023,338,365
GP.8001100	PROYECTOS	1,000	13,769,351,855	0	0	0	13,769,352,855	0	0	0	0	0	0	26,989,200	580,170,226	242,209,405	325,479,482	307,070,726	382,413,181	1,864,332,220	1,023,338,365	1,023,338,365
GP.8001100-01	Mantenimiento, Dotación, Suministro, Adecuación y Mejoramiento de Centros y (Puestos de Salud Urbanos y Rurales	1,000	13,769,351,855	0	0	0	13,769,352,855	0	0	0	0	0	0	26,989,200	580,170,226	242,209,405	325,479,482	307,070,726	382,413,181	1,864,332,220	1,023,338,365	1,023,338,365
GP.9000000	CUENTAS POR PAGAR	1,758,413,734	3,913,102,130	0	0	343,926,970	5,327,588,894	1,633,511,584	970,957,211	496,863,099	669,138,008	252,446,444	312,689,650	78,914,375	40,407,214	23,198,513	0	156,604,029	49,982,297	4,684,712,423	623,285,507	623,285,507
GP.9001100	CUENTAS POR PAGAR	1,758,413,734	3,913,102,130	0	0	343,926,970	5,327,588,894	1,633,511,584	970,957,211	496,863,099	669,138,008	252,446,444	312,689,650	78,914,375	40,407,214	23,198,513	0	156,604,029	49,982,297	4,684,712,423	623,285,507	623,285,507



JUAN CARLOS SUPRIANO VILLAMIZAR  
Subdirector Administrativo y Financiero

EMPRESA SOCIAL DEL ESTADO BARRANCABERMEJA  
EJECUCION DE GASTOS REGISTROS ACUMULADOS


Periodo comprendido entre: ENERO 01 DE 2017 Y DICIEMBRE 31 DE 2017

CONGO PPTAL	DENOMINACION PPTAL	PPTO INICIAL	ADICIONES	REDUCCION	CREDITO	CONTRA CREDITOS	PPTO DEFINITIVO	ENERO	FEBRERO	MARZO	ABRIL	MAYO	JUNIO	JULIO	AGOSTO	SEPTIEMBRE	OCTUBRE	NOVIEMBRE	DICIEMBRE	COMPROMISOS ACUMULADOS	SALDO POR EJECUTAR	SALDO POR COMPROMETER	
G	PRESUPUESTO DE GASTOS	16,942,053,102	22,103,926,787	1,252,795,485	5,612,517,622	5,612,517,622	37,793,184,405	5,221,394,746	5,199,802,562	2,767,063,981	1,477,092,266	3,767,692,491	812,150,264	1,447,869,874	563,391,365	1,352,704,690	1,185,204,801	1,461,339,037	1,267,171,218	26,522,877,295	11,270,307,109	11,270,307,109	
G	GASTOS DE FUNCIONAMIENTO	13,796,064,005	4,421,472,802	1,252,795,485	5,538,517,622	5,538,517,622	17,626,668,293	3,091,358,607	3,042,954,839	1,581,449,888	1,042,432,828	620,221,906	812,150,264	1,402,523,874	562,191,365	1,312,704,690	1,106,804,801	1,406,339,037	1,284,424,535	17,265,356,634	3,611,659,361	3,611,659,361	
GF 1000000	GASTOS DE PERSONAL	10,836,485,314	3,857,007,498	1,174,625,733	5,090,579,996	5,090,579,996	14,531,956,767	3,012,858,568	2,421,015,180	784,853,502	773,487,517	511,229,259	680,191,604	1,302,828,110	487,682,579	997,816,213	811,032,509	1,230,310,760	1,187,124,463	14,200,369,126	331,526,601	331,526,601	
GF 1010000	GASTOS DE ADMINISTRACION	3,668,529,567	178,737,143	1,174,625,733	1,819,509,686	1,819,509,686	11,291,652,550	338,003,411	176,281,798	378,726,029	276,474,547	206,693,453	196,809,646	196,809,646	135,652,239	353,354,157	122,146,431	195,840,423	275,087,938	2,900,969,221	5,683,329	5,683,329	
GF 1010100	Servicios Personales Asociados a la Nómina	1,259,759,868	62,537,143	0	1,883,751,754	1,883,751,754	1,298,985,581	66,507,994	75,354,767	110,458,527	76,818,940	76,858,574	147,681,913	120,418,205	96,501,447	168,373,254	80,541,029	85,747,138	170,290,590	1,295,529,198	3,433,283	3,433,283	
GF 1010101	Sueldos	91,787,822	62,537,143	0	1,883,751,754	1,883,751,754	1,298,985,581	66,507,994	75,354,767	110,458,527	76,818,940	76,858,574	147,681,913	120,418,205	96,501,447	168,373,254	80,541,029	85,747,138	170,290,590	1,295,529,198	3,433,283	3,433,283	
GF 1010104	Otros	268,127,616	0	0	96,843,932	96,843,932	276,495,544	17,639,339	0	36,931,934	1,117,304	0	40,866,255	43,767,095	15,960,418	15,270,338	0	6,132,428	95,581,844	273,065,194	3,433,353	3,433,353	
GF 1010104-03	Bonificación Por Servicios Prestados	28,201,217	0	0	1,380,000	1,380,000	0	29,581,217	0	7,300,361	0	0	0	0	0	0	0	0	1,184,668	943,992	275,659,152	1,922,075	1,922,075
GF 1010104-04	Vacaciones	62,455,098	0	0	3,400,000	3,400,000	65,275,098	7,427,933	0	15,068,076	1,114,314	0	1,230,122	18,598,784	6,536,319	6,578,897	0	2,891,683	4,814,806	64,260,934	1,014,164	1,014,164	
GF 1010104-06	Prima de Vacaciones	42,583,019	0	0	1,550,000	1,550,000	42,433,019	5,864,158	0	7,796,298	2,638	0	662,084	14,213,772	5,070,326	4,907,396	0	1,814,186	1,758,625	42,089,483	343,536	343,536	
GF 1010104-07	Prima de Navidades	88,714,627	0	0	8,826,000	8,826,000	91,440,627	0	0	3,160,019	0	0	0	0	0	0	0	0	88,125,607	91,352,014	88,613	88,613	
GF 1010104-08	Prima de Servicios	40,879,622	0	0	1,600,000	1,600,000	41,683,702	0	0	1,867,932	0	0	0	0	0	0	0	0	1,591,453	41,668,361	15,341	15,341	
GF 1010104-09	Bonificación especial de Recreacion.	5,293,953	0	0	787,932	787,932	0	6,081,885	781,887	1,460,842	352	0	88,277	1,895,168	676,041	654,318	0	241,891	234,485	6,033,261	48,624	48,624	
GF 1010200	Servicios Personales Indirectos	1,957,590,768	35,000,000	1,174,625,733	1,578,970,038	1,578,970,038	1,176,346,196	225,242,438	60,903,963	240,506,700	174,427,500	105,363,465	70,476,859	47,006,997	11,626,998	156,966,287	14,315,658	83,099,791	-15,491,372	1,174,445,014	1,901,182	1,901,182	
GF 1010200-02	Honorarios	197,788,368	0	0	359,755,856	359,755,856	20,973,000	530,571,224	48,840,000	37,138,193	133,471,800	140,100,000	574,290	65,768,859	5,076,859	10,445,718	15,495,868	25,483,159	-13,601,324	530,570,361	863	863	
GF 1010200-03	Remuneración de Servicios Técnicos	1,759,802,400	35,000,000	1,174,625,733	1,225,214,182	1,225,214,182	1,199,615,877	645,774,972	176,402,438	23,765,500	107,034,900	34,327,500	104,789,175	4,708,000	41,930,138	95,189,348	-1,180,210	57,616,632	-1,890,048	643,874,653	1,900,319	1,900,319	
GF 1010300	Contribuciones Nómina Sector Privado	325,648,795	79,200,000	0	35,872,000	35,872,000	327,878,293	21,355,009	31,176,721	19,365,016	16,845,050	16,322,325	24,127,163	19,106,750	18,403,900	18,536,500	18,014,350	17,841,550	106,574,508	327,668,842	209,451	209,451	
GF 1010302	Situación de Fondos	91,927,588	79,200,000	0	35,872,000	35,872,000	327,878,293	21,355,009	31,176,721	19,365,016	16,845,050	16,322,325	24,127,163	19,106,750	18,403,900	18,536,500	18,014,350	17,841,550	106,574,508	327,668,842	209,451	209,451	
GF 1010302-01	Aportes a Seguridad Social	67,500,631	0	0	6,900,000	6,900,000	86,997,588	6,877,800	6,689,500	8,572,750	6,544,850	6,500,200	8,964,100	7,656,600	7,159,000	7,404,200	6,846,500	6,869,600	6,867,240	86,527,740	44,848	44,848	
GF 1010302-02	Reserva Personal	91,927,588	0	0	14,602,000	14,602,000	6,900,000	7,102,631	5,533,000	4,894,400	6,228,000	5,594,400	5,531,325	6,197,050	6,313,900	6,106,000	6,363,750	5,965,250	6,101,075	76,503,500	49,131	49,131	
GF 1010302-03	Reserva para Cesantías	26,225,331	79,200,000	0	9,300,000	80,442,502	103,282,829	0	14,417,635	1,220,066	0	0	6,751,3	0	0	0	0	0	87,542,593	103,247,807	35,022	35,022	
GF 1010302-04	Riesgos Profesionales	24,844,020	0	0	1,660,000	7,300,000	19,204,020	1,623,500	1,694,200	0	1,684,400	1,536,200	1,778,000	1,778,000	1,727,100	1,728,300	1,802,700	1,736,700	1,656,400	19,249,800	54,220	54,220	
GF 1010302-05	Caja de Compensación Familiar	45,081,225	0	0	4,410,000	7,200,000	42,291,225	3,320,700	3,480,586	3,344,200	3,021,400	2,754,600	5,287,900	3,475,100	3,203,900	3,298,000	3,401,400	3,270,000	4,407,200	42,264,995	26,230	26,230	
GF 1010400	Contribuciones Nómina Sector Público	125,944,136	2,000,000	0	16,035,894	30,087,550	113,442,480	4,897,970	8,846,617	8,395,785	8,683,057	8,149,071	13,313,232	10,277,694	9,119,894	9,478,116	9,275,394	9,151,944	13,714,293	113,303,067	139,413	139,413	
GF 1010402	Situación de Fondos	125,944,136	2,000,000	0	16,035,894	30,087,550	113,442,480	4,897,970	8,846,617	8,395,785	8,683,057	8,149,071	13,313,232	10,277,694	9,119,894	9,478,116	9,275,394	9,151,944	13,714,293	113,303,067	139,413	139,413	
GF 1010402-02	Reserva Personal	57,727,520	0	0	4,300,000	19,587,550	42,439,970	0	3,748,800	3,467,700	3,467,700	3,467,700	4,612,000	4,612,000	3,793,000	3,727,500	3,950,550	4,222,400	0	147,570	1,570	1,570	
GF 1010402-03	Reserva para Cesantías	11,415,085	2,000,000	0	6,220,894	13,300,000	18,335,979	747,085	747,085	747,085	1,727,657	1,237,371	1,797,332	1,320,894	1,320,894	1,419,616	1,320,894	1,320,894	4,613,743	18,320,550	15,429	15,429	
GF 1010402-05	I.C.B.F.	33,810,918	0	0	3,310,000	5,500,000	31,620,918	2,490,500	2,610,437	2,508,500	2,092,500	2,066,300	2,606,700	2,473,900	2,403,500	2,458,800	3,305,900	3,305,900	3,354,867	86,051	86,051	86,051	
GF 1010402-06	SENA	27,540,613	0	0	2,205,000	3,700,000	21,045,613	1,660,355	1,740,295	1,672,500	1,995,200	1,377,700	1,995,200	1,738,100	1,602,500	1,649,400	1,701,300	1,639,500	2,204,100	21,025,250	20,363	20,363	
GF 1020000	GASTOS DE OPERACION	7,167,955,747	3,373,724,054	0	3,271,070,310	2,501,992,194	11,310,757,915	2,674,855,157	2,244,733,382	406,127,473	496,712,872	304,535,824	424,592,437	1,106,018,464	352,300,340	644,462,056	688,886,078	1,034,470,337	874,184,567	11,251,608,987	59,148,928	59,148,928	
GF 1020100	Servicios Personales Asociados a la Nómina	2,937,701,395	220,604,105	0	658,719,712	1,337,346,049	2,479,683,165	209,311,746	193,047,660	179,919,597	172,521,767	185,826,764	336,877,902	203,034,940	178,784,283	105,103,192	179,420,800	178,818,314	344,488,719	2,467,250,867	12,432,396	12,432,396	
GF 1020101	Sueldos	2,285,511,588	220,604,105	0	432,691,712	1,033,346,736	1,905,310,669	150,051,718	168,935,729	163,628,851	167,539,347	175,399,323	176,415,991	80,541,029	158,220,372	148,334,769	141,885,719	2,905,258,681	34,888,240	2,467,250,867	34,988	34,988	
GF 1020104	Otros	652,189,807	0	0	226,028,000	308,045,313	574,372,494	55,268,028	26,521,931	10,982,746	8,932,421	22,137,159	116,889,673	31,638,617	11,368,292	24,562,163	20,210,428	30,579,549	201,896,179	561,935,184	12,397,308	12,397,308	
GF 1020104-03	Bonificación Por Servicios Prestados	171,570,848	0	0	15,605,000	38,085,949	127,781,965	0	0	0	0	0	0	0	0	0	0	0	0	0	0	0	
GF 1020104-04	Vacaciones	150,262,904	0	0	15,605,000	38,085,949	127,781,965	0	0	0	0	0	0	0	0	0	0	0	0	0	0	0	
GF 1020104-06	Prima de Vacaciones	102,453,969	0	0	12,500,000	20,676,432	29,330,371	8,078															

EMPRESA SOCIAL DEL ESTADO BARRANCABERMEJA  
EJECUCION DE GASTOS REGISTROS ACUMULADOS

Periodo comprendido entre: ENERO 01 DE 2017 y DICIEMBRE 31 DE 2017

CODIGO PPTAL	DENOMINACION PPTAL	PPTO INICIAL	ADICIONES	REDUCCION	CREDITO	CONTRA CREDITOS	PPTO DEFINITIVO	ENERO	FEBRERO	MARZO	ABRIL	MAYO	JUNIO	JULIO	AGOSTO	SEPTIEMBRE	OCTUBRE	NOVIEMBRE	DICIEMBRE	COMPROMISOS ACUMULADOS	SALDO POR EJECUTAR	SALDO POR COMPROMETER	
GF.2020200-08	Imprevistos	5,000,000	0	0	9,250,000	0	14,250,000	1,499,088	634,800	1,433,872	1,381,932	1,381,100	1,784,374	2,330,097	630,230	730,080	744,080	681,380	745,780	13,976,813	273,187	273,187	
GF.2020200-09	Bienestar Social	10,000,000	0	0	525,000	10,000,000	525,000	0	0	0	0	0	0	0	0	0	0	0	0	525,000	0	0	
GF.2020200-10	Capacitación	10,000,000	0	0	0	10,000,000	0	0	0	0	0	0	0	0	0	0	0	0	0	0	0	0	
GF.2020300	OTROS GASTOS GENERALES	986,233,459	0	78,169,750	0	209,855,748	698,207,961	250,000	35,462,063	565,532,348	96,233,175	0	0	0	0	0	0	0	0	697,477,586	730,375	730,375	
GF.2020300-01	Pasivos de Vigencia expiradas	986,233,459	0	78,169,750	0	209,855,748	698,207,961	250,000	35,462,063	565,532,348	96,233,175	0	0	0	0	0	0	0	0	697,477,586	730,375	730,375	
GF.2020400	PASIVOS PSIF	0	304,546,302	0	0	0	304,546,302	0	0	0	0	0	0	0	0	0	0	0	0	0	0	0	
GF.2020400-01	Acreencias laborales	0	304,546,302	0	0	0	304,546,302	0	0	0	0	0	0	0	0	0	0	0	0	0	0	0	
GG.3000000	TRANSFERENCIAS CORRIENTES	252,574,363	0	0	0	250,000,000	2,574,363	0	0	0	0	0	0	0	0	0	0	0	0	0	2,574,363	2,574,363	
GG.3400000	OTRAS TRANSFERENCIAS	252,574,363	0	0	0	250,000,000	2,574,363	0	0	0	0	0	0	0	0	0	0	0	0	0	2,574,363	2,574,363	
GG.3400100	Sentencias y Conciliaciones	252,574,363	0	0	0	250,000,000	2,574,363	0	0	0	0	0	0	0	0	0	0	0	0	0	2,574,363	2,574,363	
GO.4000000	PRESTACION DE SERVICI	1,135,000,000	0	0	74,000,000	142,000,000	1,067,000,000	390,498,500	112,000,000	470,000	80,000,000	260,000,000	0	45,346,000	1,200,000	40,000,000	75,000,000	55,000,000	2,337,647	1,061,852,147	5,147,853	5,147,853	
GO.4100000	GASTOS DE COMERCIALIZACION	500,000,000	0	0	74,000,000	0	574,000,000	90,498,500	11,000,000	470,000	80,000,000	260,000,000	0	45,346,000	1,200,000	0	65,000,000	20,000,000	-45,406	573,469,094	530,906	530,906	
GO.4100100	Compra de Bienes para la Venta	500,000,000	0	0	74,000,000	0	574,000,000	90,498,500	11,000,000	470,000	80,000,000	260,000,000	0	45,346,000	1,200,000	0	65,000,000	20,000,000	-45,406	573,469,094	530,906	530,906	
GO.4100100-01	Productos Farmacéuticos	500,000,000	0	0	74,000,000	0	574,000,000	90,498,500	11,000,000	470,000	80,000,000	260,000,000	0	45,346,000	1,200,000	0	65,000,000	20,000,000	-45,406	573,469,094	530,906	530,906	
GO.4200000	GASTOS DE PRESTACION DE SERVICIOS	635,000,000	0	0	0	142,000,000	493,000,000	300,000,000	101,000,000	0	0	0	0	0	0	40,000,000	10,000,000	35,000,000	2,383,053	488,383,053	4,616,947	4,616,947	
GO.4200100	Servicios	635,000,000	0	0	0	142,000,000	493,000,000	300,000,000	101,000,000	0	0	0	0	0	0	40,000,000	10,000,000	35,000,000	2,383,053	488,383,053	4,616,947	4,616,947	
GO.4200100-01	Material Médico-Quirúrgico	250,000,000	0	0	0	54,000,000	196,000,000	150,000,000	11,000,000	0	0	0	0	0	0	40,000,000	10,000,000	35,000,000	2,383,053	488,383,053	4,616,947	4,616,947	
GO.4200100-02	Material Odontológico	120,000,000	0	0	0	30,000,000	90,000,000	0	80,000,000	0	0	0	0	0	0	0	0	0	-576,195	195,423,805	576,195	576,195	
GO.4200100-03	Material Laboratorio Clínico	250,000,000	0	0	0	55,000,000	195,000,000	150,000,000	0	0	0	0	0	0	0	0	10,000,000	0	-587,663	89,412,337	587,663	587,663	
GO.4200100-06	Gases Medicinales-Oxigeno	15,000,000	0	0	0	3,000,000	12,000,000	0	10,000,000	0	0	0	0	0	0	40,000,000	0	0	4,960,671	194,960,671	39,329	39,329	
GP.8000000	GASTOS Y/O PROYECTOS DE INVERSION	1,000	13,769,351,855	0	0	0	13,769,352,855	0	0	0	0	0	0	0	0	0	0	0	0	-1,413,760	8,586,240	3,413,760	3,413,760
GP.8001100	PROYECTOS	1,000	13,769,351,855	0	0	0	13,769,352,855	0	0	0	0	2,887,670,585	0	0	0	0	0	0	0	2,887,670,585	10,881,682,270	10,881,682,270	
GP.8001100-01	y Mejoramiento de Centros y iPuestos de Salud	1,000	13,769,351,855	0	0	0	13,769,352,855	0	0	0	0	2,887,670,585	0	0	0	0	0	0	0	2,887,670,585	10,881,682,270	10,881,682,270	
GP.9000000	CUENTAS POR PAGAR	1,758,413,734	3,913,102,130	0	0	343,926,970	5,327,588,894	1,739,537,639	2,044,847,723	1,185,144,093	354,659,438	0	0	0	0	0	0	0	0	2,887,670,585	10,881,682,270	10,881,682,270	
GP.9001100	CUENTAS POR PAGAR	1,758,413,734	3,913,102,130	0	0	343,926,970	5,327,588,894	1,739,537,639	2,044,847,723	1,185,144,093	354,659,438	0	0	0	0	0	3,400,000	0	-19,590,963	5,307,997,930	19,590,964	19,590,964	



JUAN CARLOS SUPELANO VILLAMIZAR

Subdirector Administrativo y Financiero

Subdirectora Administrativa y Financiera

Periodo comprendido entre: ENERO 01 DE 2017 Y DICIEMBRE 31 DE 2017

EMPRESA SOCIAL DEL ESTADO BARRANCABERMEJA

EJECUCION DE GASTOS OBLIGACIONES ACUMULADOS

CODIGO PPTAL	DENOMINACION PPTAL	PPTO INICIAL	ADICIONES	REDUCCION	CREDITO	CONTRA CREDITOS	PPTO DEFINITIVO	ENERO	FEBRERO	MARZO	ABRIL	MAYO	JUNIO	JULIO	AGOSTO	SEPTIEMBRE	OCTUBRE	NOVIEMBRE	DICIEMBRE	OBLIGACION ACUMULADAS	SALDO POR EJECUTAR	SALDO POR PAGAR
G	PRESUPUESTO DE GASTOS	16,942,053,102	22,103,926,787	1,252,795,485	5,612,517,622	17,993,184,405	2,972,815,010	2,882,081,064	3,524,968,899	1,990,799,156	1,402,897,162	1,674,555,723	1,380,889,839	2,021,038,679	1,510,646,367	1,650,198,829	1,719,785,607	2,512,459,265	25,243,135,600	11,270,307,109	6,037,688,146	
GF.	GASTOS DE FUNCIONAMIENTO	13,796,064,005	4,421,472,802	1,252,795,485	5,538,517,622	17,626,668,293	1,233,577,764	1,900,917,551	1,442,234,873	1,277,166,441	1,510,342,568	1,267,622,449	1,294,925,970	1,164,021,044	1,300,144,656	1,305,848,575	2,059,158,700	17,009,410,477	361,311,659	4,125,356,551		
GF.1000000	GASTOS DE PERSONAL	10,836,485,314	3,857,007,498	1,174,625,735	5,090,579,992	14,531,986,297	1,172,521,997	1,162,200,091	1,113,188,213	1,099,966,145	1,344,529,728	1,026,921,127	1,137,051,234	1,076,333,750	1,089,865,591	1,639,964,994	1,141,934,077	331,526,601	2,751,743,606			
GF.1010000	GASTOS DE ADMINISTRACION	3,668,529,567	178,737,143	1,174,625,733	1,819,509,686	1,575,498,113	2,916,652,550	183,442,031	196,719,064	238,628,273	190,772,314	243,993,848	298,286,869	239,274,495	273,024,897	254,385,488	191,820,017	209,913,063	387,875,862	2,908,136,221	5,683,329	367,768,589
GF.1010100	Servicios Personales Asociados a la Nómina	1,259,795,868	62,537,143	0	188,631,754	211,979,184	1,298,985,581	86,507,994	75,354,767	110,458,528	76,818,940	76,858,574	147,681,913	120,418,205	96,501,447	168,373,254	80,541,029	85,747,138	170,290,509	1,295,552,298	3,433,283	175,260,782
GF.1010101	Sueldos	991,668,252	62,537,143	0	91,787,822	123,503,184	1,022,490,033	68,631,655	75,354,767	106,816,558	75,701,636	76,858,574	106,816,558	76,651,110	80,541,029	153,103,016	80,541,029	79,614,710	74,709,325	1,022,489,103	930	15,513,782
GF.1010104	Otros	268,127,616	0	0	96,843,932	88,476,000	276,495,548	17,876,339	0	36,491,934	1,117,304	0	40,866,255	43,767,095	15,960,418	15,270,238	0	6,132,428	95,581,184	273,063,195	3,432,353	99,747,000
GF.1010104-03	Bonificación Por Servicios Prestados	28,201,217	0	0	1,380,000	0	29,581,217	3,802,361	0	7,018,936	0	0	730,439	9,059,371	3,677,732	3,129,627	0	1,184,668	943,992	27,659,142	1,922,075	6,989,905
GF.1010104-04	Vacaciones	62,455,098	0	0	3,400,000	580,000	65,275,098	7,427,933	0	15,068,076	1,114,314	0	1,230,122	18,598,784	6,536,319	6,578,897	0	2,891,683	4,814,806	64,260,934	1,014,164	49,048,788
GF.1010104-06	Prima de Vacaciones	42,583,019	0	0	1,550,000	1,700,000	42,433,019	5,864,158	0	7,796,298	2,638	0	662,084	14,213,772	5,070,326	4,907,996	0	1,814,186	1,758,625	42,089,483	343,536	37,155,344
GF.1010104-07	Prima de Navidad	88,714,627	0	0	88,126,000	85,400,000	91,440,627	0	0	3,160,019	0	0	66,188	0	0	0	0	0	88,125,907	91,352,014	88,613	2,157
GF.1010104-08	Prima de Servicios	40,879,702	0	0	1,600,000	796,000	41,683,702	0	0	1,987,763	0	0	38,089,145	0	0	0	0	0	1,591,453	41,568,361	15,341	1,596,764
GF.1010104-09	Bonificación especial de Recreacion.	5,293,953	0	0	787,932	0	6,081,885	781,887	0	1,460,842	352	0	88,277	1,895,168	676,041	654,318	0	241,891	234,485	6,033,261	48,624	4,954,042
GF.1010200	Servicios Personales Indirectos	1,957,590,768	35,000,000	1,174,625,733	1,578,970,038	1,220,588,877	1,176,346,196	70,681,058	81,340,959	100,408,944	88,425,267	142,663,878	113,164,561	89,471,846	148,999,656	57,997,618	83,989,244	97,172,431	97,296,552	1,171,612,014	1,901,182	60,004,169
GF.1010200-02	Honorarios	197,788,368	0	0	353,755,856	20,973,000	530,571,224	15,099,333	15,988,859	34,650,368	23,467,400	83,541,690	58,352,259	38,836,259	90,355,118	47,934,118	36,863,559	30,229,268	52,419,130	527,377,361	863	22,657,076
GF.1010200-03	Remuneración de Servicios Técnicos	1,759,802,400	35,000,000	1,174,625,733	1,225,214,182	1,199,615,877	645,774,972	55,581,725	65,352,100	65,758,576	64,957,867	59,122,188	54,812,302	50,635,587	58,644,538	10,063,500	47,125,685	66,943,163	44,877,422	643,874,653	1,900,319	37,347,093
GF.1010300	Contribuciones Nómina Sector Privado	325,648,795	79,200,000	0	35,872,000	112,842,502	327,878,293	21,355,009	31,176,721	19,365,016	16,845,050	16,322,325	24,127,163	19,106,750	18,403,900	18,536,500	18,014,350	17,841,550	106,574,508	327,668,842	209,451	106,576,708
GF.1010302	Contribuciones Nómina Sector Privado con Situación de Fondos	325,648,795	79,200,000	0	35,872,000	112,842,502	327,878,293	21,355,009	31,176,721	19,365,016	16,845,050	16,322,325	24,127,163	19,106,750	18,403,900	18,536,500	18,014,350	17,841,550	106,574,508	327,668,842	209,451	106,576,708
GF.1010302-01	Aportes a Seguridad Social	91,997,588	0	0	6,900,000	11,900,000	86,997,588	6,877,800	6,877,800	8,572,750	6,544,850	6,500,200	7,656,400	7,656,400	7,159,000	7,404,200	6,846,500	6,869,600	6,867,240	86,932,740	44,848	6,867,240
GF.1010302-02	Reserva Pensional	67,500,631	0	0	14,602,000	6,000,000	76,102,631	9,533,000	4,894,400	6,228,000	5,594,400	5,531,325	7,625,350	6,197,050	6,313,900	6,106,000	5,963,750	5,965,250	6,101,075	76,053,500	49,131	6,101,075
GF.1010302-03	Reserva para Cesantías	96,225,331	79,200,000	0	8,300,000	80,442,502	103,282,829	0	14,417,635	1,220,066	0	0	67,513	0	0	0	0	0	87,542,593	103,247,807	35,022	87,544,793
GF.1010302-04	Riesgos Profesionales	24,844,002	0	0	1,660,000	7,300,000	19,204,002	1,623,500	1,694,200	1,624,000	1,684,400	1,536,200	2,182,300	1,778,000	1,727,100	1,728,300	1,802,700	1,736,700	1,656,400	19,149,800	54,220	1,656,400
GF.1010302-05	Caja de Compensación Familiar	45,081,225	0	0	4,410,000	7,200,000	42,291,225	3,320,709	3,480,586	3,442,000	3,021,400	2,754,600	3,279,300	3,475,100	3,203,900	3,298,000	3,401,400	3,270,000	4,407,200	42,264,995	26,230	4,407,200
GF.1010400	Contribuciones Nómina Sector Público	125,494,136	2,000,000	0	16,035,894	30,087,550	113,442,480	4,897,970	8,846,617	8,395,785	8,683,057	8,149,071	13,313,232	10,277,694	9,119,894	9,478,116	9,275,394	9,151,944	13,714,293	113,303,067	139,413	25,926,930
GF.1010402	Contribuciones Nómina Sector Público con Situación de Fondos	125,494,136	2,000,000	0	16,035,894	30,087,550	113,442,480	4,897,970	8,846,617	8,395,785	8,683,057	8,149,071	13,313,232	10,277,694	9,119,894	9,478,116	9,275,394	9,151,944	13,714,293	113,303,067	139,413	25,926,930
GF.1010402-02	Reserva Pensional	47,727,520	0	0	3,700,000	19,587,550	42,439,970	0	3,748,800	3,467,700	3,467,000	4,905,300	4,612,000	4,612,000	3,793,000	3,935,200	3,701,700	3,732,750	3,590,550	42,422,400	17,570	3,590,550
GF.1010402-03	Reserva para Cesantías	11,415,085	2,000,000	0	6,220,894	1,300,000	18,335,979	747,085	747,085	747,085	1,727,657	1,237,371	1,797,332	1,320,894	1,320,894	1,419,616	1,320,894	1,320,894	4,613,743	18,320,550	15,429	16,826,380
GF.1010402-05	I.C.B.F.	33,810,918	0	0	3,310,000	5,500,000	31,620,918	2,490,530	2,610,437	2,508,500	2,092,500	2,066,300	3,966,300	2,403,900	2,473,900	2,551,500	2,458,800	3,305,900	3,305,900	31,534,867	86,051	3,305,900
GF.1010402-06	SENA	22,540,613	0	0	2,205,000	3,700,000	21,045,613	1,660,355	1,740,295	1,672,500	1,395,200	1,377,700	2,644,300	1,738,100	1,602,500	1,649,400	1,701,300	1,639,500	2,204,100	21,025,250	20,363	2,204,100
GF.1020000	GASTOS DE OPERACION	7,167,955,747	3,373,724,054	2	3,271,070,310	2,501,992,519	11,310,757,915	989,079,966	937,088,373	923,571,818	922,415,899	855,977,297	1,046,242,859	876,284,270	864,026,337	772,540,644	884,513,733	879,952,528	1,214,237,174	11,165,925,898	59,148,928	2,383,975,017
GF.1020100	Servicios Personales Asociados a la Nómina	2,937,701,395	220,604,105	0	658,719,712	1,337,342,049	2,479,683,163	209,317,746	193,047,660	179,919,597	172,521,767	185,826,764	336,877,902	203,034,940	178,784,283	105,103,192	179,420,800	178,914,318	344,891,898	2,467,250,867	12,432,296	371,894,373
GF.1020101	Sueldos	2,265,511,588	220,604,105	0	432,691,712	1,033,496,736	1,905,310,669	154,051,718	166,525,729	168,936,851	163,589,342	163,689,605	219,988,229	171,996,323	167,415,991	158,220,372	148,334,769	142,585,719	1,905,275,681	34,988	144,907,114	
GF.1020104	Otros	652,189,807	0	0	226,028,000	303,845,313	574,372,494	55,266,028	26,512,931	10,982,746	8,932,421	22,137,159	116,889,673	31,638,617	11,368,292	20,561,029	21,200,428	30,579,549	201,896,179	561,975,186	12,397,308	226,987,259
GF.1020104-03	Bonificación Por Servicios Prestados	17,570,848	0	0	14,750,000	56,820,848	11,784,988	5,029,579	2,232,129	1,788,463	4,393,861	8,182,596	6,485,106	1,226,299	4,907,299	3,884,298	6,199,749	8,313,756	48,430,614	8,390,234	26,305,050	
GF.1020104-04	Vacaciones	150,262,904	0	0	15,605,000	38,085,949	127,811,955	23,330,371	8,072,866	3,699,3												

EMPRESA SOCIAL DEL ESTADO BARRANCABERMEJA  
EJECUCION DE GASTOS OBLIGACIONES ACUMULADOS

Periodo comprendido entre: ENERO 01 DE 2017 y DICIEMBRE 31 DE 2017

CODIGO PPTAL	DENOMINACION PPTAL	PPTO INICIAL	ADICIONES	REDUCCION	CREDITO	CONTRA CREDITOS	PPTO DEFINITIVO	ENERO	FEBRERO	MARZO	ABRIL	MAYO	JUNIO	JULIO	AGOSTO	SEPTIEMBRE	OCTUBRE	NOVIEMBRE	DICIEMBRE	OBLIGACION ACUMULADAS	SALDO POR EJECUTAR	SALDO POR PAGAR
GF.2010200-04	Impresos y Publicaciones	10,000,000	0	0	2,300,000	10,000,000	2,300,000	0	274,176	0	0	0	0	1,988,000	0	0	0	0	0	2,262,176	37,824	0
GF.2010200-05	Comunicaciones y Transporte	24,848,753	0	0	69,254,800	484,000	93,619,553	939,726	2,714,597	2,182,045	9,712,000	9,145,100	9,201,600	9,332,583	9,193,348	9,159,400	9,264,900	4,679,548	17,047,465	92,572,312	1,047,241	13,002,100
GF.2010200-06	Viajeros y Gastos de Viaje	20,000,000	0	0	11,230,000	283,000	30,947,000	3,583,091	4,349,934	6,489,131	4,370,770	1,493,469	2,265,323	0	1,547,348	3,968,505	623,514	557,145	1,692,594	30,940,859	6,141	111,429
GF.2010200-09	Bienestar Social	10,000,000	0	0	0	10,000,000	0	0	0	0	0	0	0	0	0	0	0	0	0	0	0	0
GF.2010200-10	Capacitación	10,000,000	0	0	0	8,208,000	1,792,000	0	696,150	1,095,000	0	0	0	0	0	0	0	0	0	0	0	0
GF.2010200-11	Arrendamientos	96,000,000	0	0	17,488,743	0	113,488,743	8,103,832	8,103,832	15,603,832	13,552,127	8,124,617	7,500,000	7,500,000	7,500,000	7,500,000	7,500,000	7,500,000	7,500,000	105,988,240	504	22,499,999
GF.2010300	Otros Gastos Generales	10,000,000	0	0	2,920,000	0	12,920,000	860,612	3,357,196	205,751	453,866	374,994	603,635	949,104	411,477	402,981	319,943	4,054,665	921,637	12,915,861	4,139	0
GF.2010300-01	Comisiones, Intereses y Gastos	10,000,000	0	0	2,920,000	0	12,920,000	860,612	3,357,196	205,751	453,866	374,994	603,635	949,104	411,477	402,981	319,943	4,054,665	921,637	12,915,861	4,139	0
GF.2020000	GASTOS DE OPERACION	1,472,094,639	523,896,039	0	300,624,800	460,271,854	1,836,343,624	39,643,833	45,981,513	89,620,812	192,665,171	122,231,934	136,445,266	101,652,074	128,485,760	97,164,140	181,819,334	161,664,973	362,450,108	1,659,824,918	16,635,135	687,997,845
GF.2020100	Adquisición de Bienes	25,000,000	0	0	0	20,000,000	5,000,000	0	0	5,000,000	0	0	0	0	0	0	0	0	0	5,000,000	0	0
GF.2020102	Otros	25,000,000	0	0	0	20,000,000	5,000,000	0	0	5,000,000	0	0	0	0	0	0	0	0	0	5,000,000	0	0
GF.2020102-01	Compra de Equipo	5,000,000	0	0	0	5,000,000	0	0	0	5,000,000	0	0	0	0	0	0	0	0	0	5,000,000	0	0
GF.2020102-02	Compra de Equipo e Instrumental Médico, Odontológico y de Laboratorio Clínico	20,000,000	0	0	0	20,000,000	0	0	0	0	0	0	0	0	0	0	0	0	0	0	0	0
GF.2020200	Adquisición de Servicios	1,447,094,639	523,896,039	0	300,624,800	440,271,854	1,831,343,624	39,643,833	45,981,513	84,620,812	192,665,171	122,231,934	136,445,266	101,652,074	128,485,760	97,164,140	181,819,334	161,664,973	362,450,108	1,654,824,918	16,635,135	687,997,845
GF.2020200-01	Mantenimiento Hospitalario	847,102,655	86,897,829	0	26,000,000	0	960,000,484	8,704,964	11,782,820	30,894,197	104,127,594	84,243,775	99,922,152	62,568,926	88,406,021	53,709,170	105,245,129	68,762,061	193,824,731	912,191,540	15,778,337	285,028,657
GF.2020200-02	Servicios Públicos	306,991,984	0	0	165,017,000	89,110,580	382,898,404	24,910,114	27,929,962	28,270,851	27,878,682	28,872,978	28,611,571	31,389,861	32,562,977	34,022,869	38,846,137	36,455,066	42,705,939	382,557,007	341,397	262,588,662
GF.2020200-03	Seguros	20,000,000	0	0	7,496,000	10,876,987	16,619,013	0	200,931	1,472,259	0	937,010	0	0	0	3,518,021	3,439,988	6,105,406	937,200	16,610,815	8,198	937,200
GF.2020200-04	Impresos y Publicaciones	36,000,000	409,862,210	0	67,000,000	161,145,215	351,716,995	0	0	16,963,300	48,726,700	0	0	0	0	0	0	0	0	0	0	0
GF.2020200-05	Comunicaciones y Transporte	212,000,000	27,136,000	0	25,336,800	159,139,072	105,333,728	5,279,667	5,433,000	5,586,333	10,550,263	6,797,071	6,127,169	6,097,501	6,152,221	5,184,000	13,444,000	11,826,000	22,657,346	105,134,571	199,157	4,492,926
GF.2020200-08	Imprevistos	5,000,000	0	0	9,250,000	0	14,250,000	749,088	634,800	1,433,872	1,381,932	1,381,100	1,784,374	1,595,786	1,364,541	730,080	744,080	681,380	1,492,680	13,973,713	273,187	102,600
GF.2020200-09	Bienestar Social	10,000,000	0	0	525,000	10,000,000	525,000	0	0	0	0	0	0	0	0	0	0	0	0	525,000	525,000	0
GF.2020200-10	Capacitación	10,000,000	0	0	0	10,000,000	0	0	0	0	0	0	0	0	0	0	0	0	0	0	0	0
GF.2020300	OTROS GASTOS GENERALES	986,233,459	0	78,169,750	0	209,855,748	698,207,961	0	35,712,063	565,532,348	96,233,175	0	0	0	0	0	0	0	0	697,477,586	730,375	609,218,684
GF.2020300-01	Pasivos de Vigencia expiradas	986,233,459	0	78,169,750	0	209,855,748	698,207,961	0	35,712,063	565,532,348	96,233,175	0	0	0	0	0	0	0	0	697,477,586	730,375	609,218,684
GF.2020400	PASIVOS PSFF	0	304,546,302	0	0	0	304,546,302	0	0	0	0	0	0	0	0	0	0	0	0	0	0	0
GF.2020400-01	Acrecencias laborales	0	304,546,302	0	0	0	304,546,302	0	0	0	0	0	0	0	0	0	0	0	0	37,851,958	37,851,958	266,694,344
GG.3000000	TRANSFERENCIAS CORRIENTES	252,574,363	0	0	0	250,000,000	2,574,363	0	0	0	0	0	0	0	0	0	0	0	0	0	0	0
GG.3400000	OTRAS TRANSFERENCIAS	252,574,363	0	0	0	250,000,000	2,574,363	0	0	0	0	0	0	0	0	0	0	0	0	0	0	0
GG.3400100	Sentencias y Conciliaciones	252,574,363	0	0	0	250,000,000	2,574,363	0	0	0	0	0	0	0	0	0	0	0	0	0	0	0
GO.4000000	GASTOS DE OPERACION COMERCIAL Y DE PRESTACION DE SERVICI	1,135,000,000	0	0	74,000,000	142,000,000	1,067,000,000	498,500	121,470,061	68,844,847	107,248,660	64,963,493	153,310,319	81,190,440	145,942,483	104,415,918	21,174,691	106,866,306	85,557,764	1,061,483,483	5,147,853	265,707,723
GO.4100000	GASTOS DE COMERCIALIZACION	500,000,000	0	0	74,000,000	0	574,000,000	498,500	0	46,249,800	97,187,550	0	124,930,319	51,592,727	88,926,397	62,533,369	15,063,560	71,690,226	14,796,646	573,469,094	530,906	169,219,964
GO.4100100	Compra de Bienes para la Venta	500,000,000	0	0	74,000,000	0	574,000,000	498,500	0	46,249,800	97,187,550	0	124,930,319	51,592,727	88,926,397	62,533,369	15,063,560	71,690,226	14,796,646	573,469,094	530,906	169,219,964
GO.4100100-01	Productos Farmacéuticos	500,000,000	0	0	74,000,000	0	574,000,000	498,500	0	46,249,800	97,187,550	0	124,930,319	51,592,727	88,926,397	62,533,369	15,063,560	71,690,226	14,796,646	573,469,094	530,906	169,219,964
GO.4200000	GASTOS DE PRESTACION DE SERVICIOS	635,000,000	0	0	0	142,000,000	493,000,000	0	121,470,061	22,595,047	10,061,110	64,963,493	28,380,000	29,597,713	57,016,086	41,882,549	6,111,131	35,176,080	70,761,118	488,014,389	4,616,947	96,487,759
GO.4200100	Compra de Bienes para la Prestación de Servicios	635,000,000	0	0	0	142,000,000	493,000,000	0	121,470,061	22,595,047	10,061,110	64,963,493	28,380,000	29,597,713	57,016,086	41,882,549	6,111,131	35,176,080	70,761,118	488,014,389	4,616,947	96,487,759
GO.4200100-01	Material Médico-Quirúrgico	250,000,000	0	0	0	54,000,000	196,000,000	0	32,826,587	14,970,977	10,061,110	29,406,177	10,145,920	2,547,589	20,905,413	32,085,033	5,115,279	0	37,359,720	195,423,805	576,195	57,074,719
GO.4200100-02	Material Odontológico	120,000,000	0	0	0	30,000,000	90,000,000	0	36,801,014	0	0	4,995,900	0	26,740,724	0	0	0	0	20,874,698	89,412,337	587,663	20,874,698
GO.4200100-03	Material Laboratorio Clínico	250,000,000	0	0	0	55,000,000	195,000,000	0	51,842,460	7,624,070	0	30,561,416	18,234,080	309,400	31,943,905	9,302,700	0	0	31,641,680	13,500,960	194,960,671	39,329
GO.4200100-06	Gases Medicinales-Oxigeno	15,000,000	0	0	0	3,000,000	12,000,000	0	0	0	0	0	0	0	4,166,768	494,816	995,852	3,534,400	-974,260	8,217,576	3,413,760	808,164
GP.8000000	GASTOS Y/O PROYECTOS DE INVERSION	1,000	13,769,351,855	0	0	0	13,769,352,855	0	0	0	0	0	0	0	26,989,200	580,170,226	242,209,405	325,479,482	307,070,726	382,413,181	1,864,332,220	10,881,682,270
GP.8001100	PROYECTOS	1,000	13,769,351,855	0	0	0	13,769,352,855	0	0	0	0	0	0	0	26,989,200	580,170,226	242,209,405	325,479,482	307,070,726	382,413,181	1,864,332,220	10,881,682,270
GP.8001100-01	Mantenimiento, Dotacion, Suministro, Adecuación y Mejoramiento de Centros y iPuestos de Salud Urbanos y Rurales	1,000	13,769,351,855	0	0	0	13,769,352,855	0	0	0	0	0	0	0	26,989,200	580,170,226	242,209,405	325,479,482	307,070,726	382,413,181	1,864,332,220	10,881,682,270