

EMPRESA SOCIAL DEL ESTADO BARRANCABERMEJA
EJECUCION DE INGRESOS

PERIODO

Periodo comprendido entre: ENERO 01 DE 2023 y MAYO 31 DE 2023


| CODIGO PPTAL | DENOMINACION PPTAL | PPTO INICIAL | ADICIONES | REDUCCION | CREDITO | CONTRA CREDITOS | PPTO DEFINITIVO | RECONOCIMIENTO | | | | | RECOGIMIENTO ACUMULADAS | SALDO POR EJECUTAR |
|------------------------|---|--------------|---------------|-----------|-------------|-----------------|-----------------|----------------|-------------|---------------|------------|-------------|-------------------------|--------------------|
| | | | | | | | | ENERO | FEBRERO | MARZO | ABRIL | MAYO | | |
| 1.1.02.06.007.02 | EMPRESAS PUBLICAS NO FINANCIERAS | 0 | 935,450,066 | 0 | 0 | 0 | 935,450,066 | 0 | 0 | 0 | 0 | 0 | 0 | 935,450,066 |
| 1.1.02.06.007.02.08 | TRANSFERENCIAS PARA EMPRESAS SOCIALES DEL ESTADO | 0 | 935,450,066 | 0 | 0 | 0 | 935,450,066 | 0 | 0 | 0 | 0 | 0 | 0 | 935,450,066 |
| 1.1.02.06.007.02.08.01 | TRANSFERENCIAS PARA ESES - APORTE NACIÉN | 0 | 0 | 0 | 0 | 0 | 0 | 0 | 0 | 0 | 0 | 0 | 0 | 0 |
| 1.1.02.06.007.02.08.02 | TRANSFERENCIAS PARA ESES - APORTE DEPARTAMENTAL | 0 | 0 | 0 | 0 | 0 | 0 | 0 | 0 | 0 | 0 | 0 | 0 | 0 |
| 1.1.02.06.007.02.08.03 | TRANSFERENCIAS PARA ESES - APORTE MUNICIPAL -SUBSIDIO A LA OFERTA | 0 | 935,450,066 | 0 | 0 | 0 | 935,450,066 | 0 | 0 | 0 | 0 | 0 | 0 | 935,450,066 |
| 1.1.02.06.008 | DIFERENTES DE SUBVENCIONES | 0 | 0 | 0 | 0 | 0 | 0 | 0 | 0 | 0 | 0 | 0 | 0 | 0 |
| 1.1.02.06.008.01 | ACTIVIDADES DE ATENCIÉN A LA SALUD HUMANA Y DE ASISTENCIA SOCIAL | 0 | 0 | 0 | 0 | 0 | 0 | 0 | 0 | 0 | 0 | 0 | 0 | 0 |
| 1.1.02.06.008.01.03 | PROGRAMA EMERGENCIA SANITARIA | 0 | 0 | 0 | 0 | 0 | 0 | 0 | 0 | 0 | 0 | 0 | 0 | 0 |
| 1.1.02.06.008.01.03.01 | CONVENIO NO. | 0 | 0 | 0 | 0 | 0 | 0 | 0 | 0 | 0 | 0 | 0 | 0 | 0 |
| 1.1.02.06.008.01.13 | RECURSOS MUNICIPALES PARA ASEGURAMIENTO | 0 | 0 | 0 | 0 | 0 | 0 | 0 | 0 | 0 | 0 | 0 | 0 | 0 |
| 1.1.02.06.008.01.13.01 | CONVENIO NO. | 0 | 0 | 0 | 0 | 0 | 0 | 0 | 0 | 0 | 0 | 0 | 0 | 0 |
| 1.1.02.06.008.01.14 | RECURSOS DEPARTAMENTALES PARA ASEGURAMIENTO | 0 | 0 | 0 | 0 | 0 | 0 | 0 | 0 | 0 | 0 | 0 | 0 | 0 |
| 1.1.02.06.008.01.14.01 | CONVENIO NO. | 0 | 0 | 0 | 0 | 0 | 0 | 0 | 0 | 0 | 0 | 0 | 0 | 0 |
| 1.2 | RECURSOS DE CAPITAL | 0 | 1,395,875,920 | 0 | 500,000,000 | 0 | 1,895,875,920 | 529,076 | 195,124,438 | 1,008,974,598 | 86,880,365 | 108,530,012 | 1,400,038,489 | 495,837,431 |
| 1.2.05 | RENDIMIENTOS FINANCIEROS | 0 | 0 | 0 | 0 | 0 | 0 | 529,076 | 399,536 | 632,784 | 828,199 | 821,905 | 3,211,499 | -3,211,499 |
| 1.2.05.02 | RENDIMIENTOS FINANCIEROS DEPOSITOS | 0 | 0 | 0 | 0 | 0 | 0 | 529,076 | 399,536 | 632,784 | 828,199 | 821,905 | 3,211,499 | -3,211,499 |
| 1.2.06 | DONACIONES | 0 | 0 | 0 | 0 | 0 | 0 | 0 | 0 | 0 | 0 | 0 | 0 | 0 |
| 1.2.09 | RECUPERACION DE CARTERA | 0 | 1,395,875,920 | 0 | 500,000,000 | 0 | 1,895,875,920 | 0 | 194,724,902 | 1,008,341,814 | 86,052,166 | 107,708,107 | 1,396,826,990 | 499,048,931 |
| 1.2.09.01 | RECUPERACION DE CARTERA - VENTAS SERVICIOS DE SALUD | 0 | 1,395,875,920 | 0 | 500,000,000 | 0 | 1,895,875,920 | 0 | 194,724,902 | 1,008,341,814 | 86,052,166 | 107,708,107 | 1,396,826,990 | 499,048,931 |
| 1.2.09.01.001 | RECUPERACION DE CARTERA - REGIMEN SUBSIDIADO | 0 | 364,245,021 | 0 | 500,000,000 | 0 | 864,245,021 | 0 | 190,887,714 | 113,904,207 | 55,211,266 | 99,547,294 | 459,550,481 | 404,694,540 |
| 1.2.09.01.001.01 | RECUPERACION DE CARTERA - REGIMEN SUBSIDIADO CAPITADO | 0 | 349,090,369 | 0 | 440,000,000 | 0 | 789,090,369 | 0 | 119,862,886 | 0 | 44,739,016 | 89,628,281 | 254,230,183 | 534,860,186 |
| 1.2.09.01.001.02 | RECUPERACION DE CARTERA - REGIMEN SUBSIDIADO EVENTO | 0 | 15,154,652 | 0 | 60,000,000 | 0 | 75,154,652 | 0 | 71,024,828 | 113,904,207 | 10,472,250 | 9,919,013 | 205,320,298 | -130,165,646 |
| 1.2.09.01.002 | RECUPERACION DE CARTERA - REGIMEN CONTRIBUTIVO | 0 | 2,795,734 | 0 | 0 | 0 | 2,795,734 | 0 | 3,446,600 | 3,465,490 | 30,840,900 | 8,160,813 | 45,913,803 | -43,118,069 |
| 1.2.09.01.002.01 | RECUPERACION DE CARTERA - REGIMEN CONTRIBUTIVO CAPITADO | 0 | 0 | 0 | 0 | 0 | 0 | 0 | 0 | 0 | 0 | 0 | 0 | 0 |
| 1.2.09.01.002.02 | RECUPERACION DE CARTERA - REGIMEN CONTRIBUTIVO EVENTO | 0 | 2,795,734 | 0 | 0 | 0 | 2,795,734 | 0 | 3,446,600 | 3,465,490 | 30,840,900 | 8,160,813 | 45,913,803 | -43,118,069 |
| 1.2.09.01.003 | RECUPERACION DE CARTERA - PLAN DE INTERVENCIONES COLECTIVAS | 0 | 216,137,223 | 0 | 0 | 0 | 216,137,223 | 0 | 0 | 216,137,223 | 0 | 0 | 216,137,223 | 0 |
| 1.2.09.01.003.02 | RECUPERACION DE CARTERA - PIC DISTRITO BARRANCABERMEJA | 0 | 216,137,223 | 0 | 0 | 0 | 216,137,223 | 0 | 0 | 216,137,223 | 0 | 0 | 216,137,223 | 0 |
| 1.2.09.01.004 | CATASTROFICOS Y ACCIDENTES DE TRANSITO | 0 | 0 | 0 | 0 | 0 | 0 | 0 | 106,948 | 84,055 | 0 | 0 | 191,003 | -191,003 |
| 1.2.09.01.004.01 | SALUD FOSYGA RECLAMACIONES ECAT - ADRES | 0 | 0 | 0 | 0 | 0 | 0 | 0 | 106,948 | 0 | 0 | 0 | 106,948 | -106,948 |
| 1.2.09.01.004.02 | RECUPERACION DE CARTERA - ACCIDENTES DE TRANSITO - SOAT | 0 | 0 | 0 | 0 | 0 | 0 | 0 | 0 | 84,055 | 0 | 0 | 84,055 | -84,055 |

EMPRESA SOCIAL DEL ESTADO BARRANCABERMEJA
EJECUCION DE INGRESOS

PERIODO

Periodo comprendido entre: ENERO 01 DE 2023 y MAYO 31 DE 2023

| CODIGO PPTAL | DENOMINACION PPTAL | PPTO INICIAL | ADICIONES | REDUCCION | CREDITO | CONTRA CREDITOS | PPTO DEFINITIVO | RECONOCIMIENTO | | | | | RECOGIMIENTO ACUMULADAS | SALDO POR EJECUTAR |
|------------------|---|--------------|-------------|-----------|---------|-----------------|-----------------|----------------|---------|-------------|-------|------|-------------------------|--------------------|
| | | | | | | | | ENERO | FEBRERO | MARZO | ABRIL | MAYO | | |
| 1.2.09.01.005 | OTROS RECURSOS SECRETARIAS DE SALUD | 0 | 139,173,894 | 0 | 0 | 0 | 139,173,894 | 0 | 0 | 16,277 | 0 | 0 | 16,277 | 139,157,617 |
| 1.2.09.01.005.01 | SECRETARIA DEPARTAMENTAL DE SANTANDER | 0 | 135,886,684 | 0 | 0 | 0 | 135,886,684 | 0 | 0 | 0 | 0 | 0 | 0 | 135,886,684 |
| 1.2.09.01.005.02 | RECUPERACION DE CARTERA - IPS PUBLICA | 0 | 0 | 0 | 0 | 0 | 0 | 0 | 0 | 16,277 | 0 | 0 | 16,277 | -16,277 |
| 1.2.09.01.005.03 | RECUPERACION DE CARTERA - APS | 0 | 0 | 0 | 0 | 0 | 0 | 0 | 0 | 0 | 0 | 0 | 0 | 0 |
| 1.2.09.01.005.04 | RECUPERACION DE CARTERA - SALUD ESCOLAR | 0 | 0 | 0 | 0 | 0 | 0 | 0 | 0 | 0 | 0 | 0 | 0 | 0 |
| 1.2.09.01.005.05 | DISTRITO DE BARRANCABERMEJA POBLACION EXTRANJERA MADRES | 0 | 3,287,210 | 0 | 0 | 0 | 3,287,210 | 0 | 0 | 0 | 0 | 0 | 0 | 3,287,210 |
| 1.2.09.01.005.06 | ATENCION A LA POBLACION POBRE NO AFILIADA AL REGIMEN SUBSIDIADO | 0 | 0 | 0 | 0 | 0 | 0 | 0 | 0 | 0 | 0 | 0 | 0 | 0 |
| 1.2.09.01.006 | RECUPERACION DE CARTERA - OTRAS VENTAS DE SERVICIOS DE SALUD | 0 | 0 | 0 | 0 | 0 | 0 | 0 | 283,640 | 490,303 | 0 | 0 | 773,943 | -773,943 |
| 1.2.09.01.006.01 | RECUPERACION DE CARTERA - COPAGOS | 0 | 0 | 0 | 0 | 0 | 0 | 0 | 0 | 0 | 0 | 0 | 0 | 0 |
| 1.2.09.01.006.02 | RECUPERACION DE CARTERA - REGIMEN ESPECIAL - FUERZAS MILITARES | 0 | 0 | 0 | 0 | 0 | 0 | 0 | 0 | 0 | 0 | 0 | 0 | 0 |
| 1.2.09.01.006.03 | RECUPERACION DE CARTERA - REGIMEN ESPECIAL - POLICIA NACIONAL | 0 | 0 | 0 | 0 | 0 | 0 | 0 | 0 | -69,697 | 0 | 0 | -69,697 | 69,697 |
| 1.2.09.01.006.04 | NACIONAL DE GESTION DEL RIESGO DE DESASTRES (COVID) | 0 | 0 | 0 | 0 | 0 | 0 | 0 | 0 | 0 | 0 | 0 | 0 | 0 |
| 1.2.09.01.006.05 | RECUPERACION DE CARTERA - IPS PRIVADAS | 0 | 0 | 0 | 0 | 0 | 0 | 0 | 234,112 | 560,000 | 0 | 0 | 794,112 | -794,112 |
| 1.2.09.01.006.06 | NACIONAL DE SALUD DE LAS PERSONAS PRIVADAS DE LA LIBERTAD | 0 | 0 | 0 | 0 | 0 | 0 | 0 | 0 | 0 | 0 | 0 | 0 | 0 |
| 1.2.09.01.006.07 | RECUPERACION DE CARTERA - PARTICULARES | 0 | 0 | 0 | 0 | 0 | 0 | 0 | 49,528 | 0 | 0 | 0 | 49,528 | -49,528 |
| 1.2.09.01.007 | INGRESOS DIFERENTES A VENTAS DE SERVICIOS DE SALUD | 0 | 673,524,048 | 0 | 0 | 0 | 673,524,048 | 0 | 0 | 674,244,260 | 0 | 0 | 674,244,260 | -720,212 |
| 1.2.09.01.007.01 | RECUPERACION DE CARTERA - SUBSIDIO A LA OFERTA | 0 | 673,524,048 | 0 | 0 | 0 | 673,524,048 | 0 | 0 | 674,244,260 | 0 | 0 | 674,244,260 | -720,212 |


MONICA SAMPAYO CONTRERAS

Subdirectora Administrativa y Financiera

**EMPRESA SOCIAL DEL ESTADO BARRANCABERMEJA
EJECUCION DE INGRESOS**

| CODIGO PPTAL | DENOMINACION PPTAL | RECAUDOS | | | | | RECAUDOS ACUMULADO | CUENTAS POR COBRAR |
|---------------------------|---|----------------------|----------------------|----------------------|----------------------|----------------------|-----------------------|--------------------|
| | | ENERO | FEBRERO | MARZO | ABRIL | MAYO | | |
| 1 | PRESUPUESTO DE INGRESOS | 1,503,268,641 | 2,432,183,540 | 7,284,291,220 | 1,710,715,364 | 2,339,538,515 | 15,269,997,280 | 175,257,935 |
| 1.0 | DISPONIBILIDAD INICIAL | 0 | 0 | 5,763,009,974 | 0 | 0 | 5,763,009,974 | 0 |
| 1.0.02 | Bancos | 0 | 0 | 5,763,009,974 | 0 | 0 | 5,763,009,974 | 0 |
| 1.1 | INGRESOS CORRIENTES | 1,502,739,566 | 2,237,059,102 | 512,306,648 | 1,623,834,999 | 2,231,008,503 | 8,106,948,818 | 175,257,935 |
| 1.1.02 | INGRESOS NO TRIBUTARIOS | 1,502,739,566 | 2,237,059,102 | 512,306,648 | 1,623,834,999 | 2,231,008,503 | 8,106,948,818 | 175,257,935 |
| 1.1.02.05 | Venta de bienes y servicios | 1,502,739,566 | 2,237,059,102 | 512,306,648 | 1,623,834,999 | 2,231,008,503 | 8,106,948,818 | 175,257,935 |
| 1.1.02.05.001 | Ventas de establecimientos de mercado | 1,502,739,566 | 2,237,059,102 | 512,306,648 | 1,623,834,999 | 2,231,008,503 | 8,106,948,818 | 175,257,935 |
| 1.1.02.05.001.09 | Servicios para la comunidad, sociales y personales | 1,502,739,566 | 2,237,059,102 | 512,306,648 | 1,623,834,999 | 2,231,008,503 | 8,106,948,818 | 175,257,935 |
| 1.1.02.05.001.09.02 | Servicios de Salud | 1,502,739,566 | 2,237,059,102 | 512,306,648 | 1,623,834,999 | 2,231,008,503 | 8,106,948,818 | 175,257,935 |
| 1.1.02.05.001.09.02.01 | REGIMEN SUBSIDIADO | 530,456,403 | 2,234,311,895 | 1,466,972,062 | 1,619,409,436 | 2,226,865,107 | 8,078,014,904 | 94,463,319 |
| 1.1.02.05.001.09.02.01.01 | Regimen Subsidiado - Capitado | 529,845,557 | 2,230,626,403 | 1,464,932,345 | 1,598,072,029 | 2,207,317,036 | 8,030,793,370 | -15,576,831 |
| 1.1.02.05.001.09.02.01.02 | Regimen Subsidiado- No capitado | 610,846 | 3,685,492 | 2,039,717 | 21,337,407 | 19,548,071 | 47,221,534 | 110,040,150 |
| 1.1.02.05.001.09.02.02 | REGIMEN CONTRIBUTIVO | 0 | 0 | 1,470,418 | 2,501,463 | 2,125,644 | 6,097,525 | 59,202,979 |
| 1.1.02.05.001.09.02.02.02 | Regimen Contributivo - No capitado | 0 | 0 | 1,470,418 | 2,501,463 | 2,125,644 | 6,097,525 | 59,202,979 |
| 1.1.02.05.001.09.02.03 | PLAN DE INTERVENCIONES COLECTIVAS | 0 | 0 | 0 | 0 | 0 | 0 | 0 |
| 1.1.02.05.001.09.02.03.02 | Municipio-PIC | 0 | 0 | 0 | 0 | 0 | 0 | 0 |
| 1.1.02.05.001.09.02.04 | EVENTOS CATASTROFICOS Y ACCIDENTES DE TRANSITO | 0 | 435,507 | 0 | 0 | 112,502 | 548,009 | 824,936 |
| 1.1.02.05.001.09.02.04.01 | MIN. SALUD FOSYGA RECLAMACIONES ECAT - ADRES | 0 | 0 | 0 | 0 | 0 | 0 | 77,711 |
| 1.1.02.05.001.09.02.04.02 | Accidentes de Transito - SOAT | 0 | 435,507 | 0 | 0 | 112,502 | 548,009 | 747,225 |
| 1.1.02.05.001.09.02.05 | OTROS RECURSOS SECRETARIAS DE SALUD | 0 | 0 | 0 | 0 | 0 | 0 | 13,929,983 |
| 1.1.02.05.001.09.02.05.01 | SECRETARIA DEPARTAMENTAL DE SANTANDER | 0 | 0 | 0 | 0 | 0 | 0 | 5,242,788 |
| 1.1.02.05.001.09.02.05.02 | IPS PUBLICAS | 0 | 0 | 0 | 0 | 0 | 0 | 0 |
| 1.1.02.05.001.09.02.05.03 | APS | 0 | 0 | 0 | 0 | 0 | 0 | 0 |
| 1.1.02.05.001.09.02.05.04 | SALUD ESCOLAR | 0 | 0 | 0 | 0 | 0 | 0 | 0 |
| 1.1.02.05.001.09.02.05.05 | POBLACION EXTRANJERA MADRES GESTANTES | 0 | 0 | 0 | 0 | 0 | 0 | 8,687,195 |
| 1.1.02.05.001.09.02.05.06 | ATENCION A LA POBLACION POBRE NO AFILIADA AL REGIMEN SUBSIDIADO | 0 | 0 | 0 | 0 | 0 | 0 | 0 |
| 1.1.02.05.001.09.02.07 | Fuerzas militares | 0 | 0 | 0 | 0 | 0 | 0 | 80,854 |
| 1.1.02.05.001.09.02.08 | Policia Nacional | 0 | 0 | 0 | 0 | 0 | 0 | 97,501 |
| 1.1.02.05.001.09.02.09 | IPS Privadas | 0 | 0 | 770,000 | 0 | 0 | 770,000 | 230,872 |
| 1.1.02.05.001.09.02.11 | Poblacion Especial | 0 | 0 | 0 | 0 | 0 | 0 | 0 |

EMPRESA SOCIAL DEL ESTADO BARRANCABERMEJA
EJECUCION DE INGRESOS

| CODIGO PPTAL | DENOMINACION PPTAL | RECAUDOS | | | | | RECAUDOS ACUMULADO | CUENTAS POR COBRAR |
|------------------------------|---|-------------|-----------|--------------|-----------|-----------|--------------------|--------------------|
| | | ENERO | FEBRERO | MARZO | ABRIL | MAYO | | |
| 1.1.02.05.001.09.02.12 | Poblacion Extranjera | 0 | 0 | 0 | 0 | 0 | 0 | 6,427,491 |
| 1.1.02.05.001.09.02.13 | Particulares | 0 | 0 | 0 | 0 | 0 | 0 | 0 |
| 1.1.02.05.001.09.02.15 | Atencion a la poblacion pobre no afiliada al regimen subsidiado | 0 | 0 | 0 | 0 | 0 | 0 | 0 |
| 1.1.02.05.001.09.02.16 | Fondo Nacional de Salud de las Personas Privadas de la Libertad | 0 | 0 | 0 | 0 | 0 | 0 | 0 |
| 1.1.02.05.001.09.02.18 | Otras ventas de servicios de salud | 12,779,880 | 2,311,700 | 2,597,450 | 1,924,100 | 1,905,250 | 21,518,380 | 0 |
| 1.1.02.05.001.09.02.18.01 | Copagos | 1,632,200 | 2,311,700 | 2,597,450 | 1,924,100 | 1,905,250 | 10,370,700 | 0 |
| 1.1.02.05.001.09.02.18.02 | REGIMEN ESPECIAL - FUERZAS MILITARES | 0 | 0 | 0 | 0 | 0 | 0 | 0 |
| 1.1.02.05.001.09.02.18.03 | REGIMEN ESPECIAL - POLICIA NACIONAL | 0 | 0 | 0 | 0 | 0 | 0 | 0 |
| 1.1.02.05.001.09.02.18.04 | RIESGO DE DESASTRES (VACUNACION COVID) | 11,147,680 | 0 | 0 | 0 | 0 | 11,147,680 | 0 |
| 1.1.02.05.001.09.02.18.05 | IPS PRIVADAS | 0 | 0 | 0 | 0 | 0 | 0 | 0 |
| 1.1.02.05.001.09.02.18.06 | FONDO NACIONAL DE SALUD DE LAS PERSONAS PRIVADAS DE LA LIBERTAD | 0 | 0 | 0 | 0 | 0 | 0 | 0 |
| 1.1.02.05.001.09.02.18.07 | PARTICULARES | 0 | 0 | 0 | 0 | 0 | 0 | 0 |
| 1.1.02.05.001.09.02.19 | CUENTAS POR COBRAR - VENTAS SERVICIOS DE SALUD | 959,503,283 | 0 | -959,503,283 | 0 | 0 | 0 | 0 |
| 1.1.02.05.001.09.02.19.01 | CUENTAS POR COBRAR REGIMEN SUBSIDIADO | 959,503,283 | 0 | -959,503,283 | 0 | 0 | 0 | 0 |
| 1.1.02.05.001.09.02.19.01.01 | Regimen Subsidiado Capitado | 0 | 0 | 0 | 0 | 0 | 0 | 0 |
| 1.1.02.05.001.09.02.19.01.02 | Regimen Subsidiado Evento | 959,503,283 | 0 | -959,503,283 | 0 | 0 | 0 | 0 |
| 1.1.02.05.001.09.02.19.02 | CUENTAS POR COBRAR - REGIMEN CONTRIBUTIVO | 0 | 0 | 0 | 0 | 0 | 0 | 0 |
| 1.1.02.05.001.09.02.19.03 | CUENTAS POR COBRAR - PLAN DE INTERVENCIONES COLECTIVAS | 0 | 0 | 0 | 0 | 0 | 0 | 0 |
| 1.1.02.05.001.09.02.19.04 | CUENTAS POR COBRAR - EVENTOS CATASTROFICOS Y ACCIDENTES DE TRANSITO | 0 | 0 | 0 | 0 | 0 | 0 | 0 |
| 1.1.02.05.001.09.02.19.05 | OTROS RECURSOS SECRETARIAS DE SALUD | 0 | 0 | 0 | 0 | 0 | 0 | 0 |
| 1.1.02.05.001.09.02.19.06 | CUENTAS POR COBRAR - OTRAS VENTAS DE SERVICIOS DE SALUD | 0 | 0 | 0 | 0 | 0 | 0 | 0 |
| 1.1.02.05.001.09.02.19.07 | CUENTAS POR COBRAR - OTROS RECURSOS SECRETARIA DE SALUD | 0 | 0 | 0 | 0 | 0 | 0 | 0 |
| 1.1.02.05.001.09.03 | VENTA DE OTROS BIENES Y SERVICIOS | 0 | 0 | 0 | 0 | 0 | 0 | 0 |
| 1.1.02.05.001.09.04 | OTROS INGRESOS CORRIENTES | 0 | 0 | 0 | 0 | 0 | 0 | 0 |
| 1.1.02.06 | TRANSFERENCIAS CORRIENTES | 0 | 0 | 0 | 0 | 0 | 0 | 0 |
| 1.1.02.06.006 | TRANSFERENCIAS DE OTRAS ENTIDADES DEL GOBIERNO GENERAL | 0 | 0 | 0 | 0 | 0 | 0 | 0 |
| 1.1.02.06.006.06 | OTRAS UNIDADES DE GOBIERNO | 0 | 0 | 0 | 0 | 0 | 0 | 0 |
| 1.1.02.06.006.06.01 | CONVENIO INTERADMINISTRATIVO | 0 | 0 | 0 | 0 | 0 | 0 | 0 |
| 1.1.02.06.007 | SUBVENCIONES | 0 | 0 | 0 | 0 | 0 | 0 | 0 |

**EMPRESA SOCIAL DEL ESTADO BARRANCABERMEJA
EJECUCION DE INGRESOS**

| CODIGO PPTAL | DENOMINACION PPTAL | RECAUDOS | | | | | RECAUDOS ACUMULADO | CUENTAS POR COBRAR |
|------------------------|--|----------|-------------|---------------|------------|-------------|--------------------|--------------------|
| | | ENERO | FEBRERO | MARZO | ABRIL | MAYO | | |
| 1.1.02.06.007.02 | EMPRESAS PUBLICAS NO FINANCIERAS | 0 | 0 | 0 | 0 | 0 | 0 | 0 |
| 1.1.02.06.007.02.08 | TRANSFERENCIAS PARA EMPRESAS SOCIALES DEL ESTADO | 0 | 0 | 0 | 0 | 0 | 0 | 0 |
| 1.1.02.06.007.02.08.01 | TRANSFERENCIAS PARA ESES - APORTE NACIÉN | 0 | 0 | 0 | 0 | 0 | 0 | 0 |
| 1.1.02.06.007.02.08.02 | TRANSFERENCIAS PARA ESES - APORTE DEPARTAMENTAL | 0 | 0 | 0 | 0 | 0 | 0 | 0 |
| 1.1.02.06.007.02.08.03 | TRANSFERENCIAS PARA ESES - APORTE MUNICIPAL - SUBSIDIO A LA OFERTA | 0 | 0 | 0 | 0 | 0 | 0 | 0 |
| 1.1.02.06.008 | DIFERENTES DE SUBVENCIONES | 0 | 0 | 0 | 0 | 0 | 0 | 0 |
| 1.1.02.06.008.01 | ACTIVIDADES DE ATENCIÉN A LA SALUD HUMANA Y DE ASISTENCIA SOCIAL | 0 | 0 | 0 | 0 | 0 | 0 | 0 |
| 1.1.02.06.008.01.03 | PROGRAMA EMERGENCIA SANITARIA | 0 | 0 | 0 | 0 | 0 | 0 | 0 |
| 1.1.02.06.008.01.03.01 | CONVENIO NO. | 0 | 0 | 0 | 0 | 0 | 0 | 0 |
| 1.1.02.06.008.01.13 | RECURSOS MUNICIPALES PARA ASEGURAMIENTO | 0 | 0 | 0 | 0 | 0 | 0 | 0 |
| 1.1.02.06.008.01.13.01 | CONVENIO NO. | 0 | 0 | 0 | 0 | 0 | 0 | 0 |
| 1.1.02.06.008.01.14 | RECURSOS DEPARTAMENTALES PARA ASEGURAMIENTO | 0 | 0 | 0 | 0 | 0 | 0 | 0 |
| 1.1.02.06.008.01.14.01 | CONVENIO NO. | 0 | 0 | 0 | 0 | 0 | 0 | 0 |
| 1.2 | RECURSOS DE CAPITAL | 529,076 | 195,124,438 | 1,008,974,598 | 86,880,365 | 108,530,012 | 1,400,038,489 | 0 |
| 1.2.05 | RENDIMIENTOS FINANCIEROS | 529,076 | 399,536 | 632,784 | 828,199 | 821,905 | 3,211,499 | 0 |
| 1.2.05.02 | RENDIMIENTOS FINANCIEROS DEPOSITOS | 529,076 | 399,536 | 632,784 | 828,199 | 821,905 | 3,211,499 | 0 |
| 1.2.06 | DONACIONES | 0 | 0 | 0 | 0 | 0 | 0 | 0 |
| 1.2.09 | RECUPERACION DE CARTERA | 0 | 194,724,902 | 1,008,341,814 | 86,052,166 | 107,708,107 | 1,396,826,990 | 0 |
| 1.2.09.01 | RECUPERACION DE CARTERA - VENTAS SERVICIOS DE SALUD | 0 | 194,724,902 | 1,008,341,814 | 86,052,166 | 107,708,107 | 1,396,826,990 | 0 |
| 1.2.09.01.001 | RECUPERACION DE CARTERA - REGIMEN SUBSIDIADO | 0 | 190,887,714 | 113,904,207 | 55,211,266 | 99,547,294 | 459,550,481 | 0 |
| 1.2.09.01.001.01 | RECUPERACION DE CARTERA - REGIMEN SUBSIDIADO CAPITADO | 0 | 119,862,886 | 0 | 44,739,016 | 89,628,281 | 254,230,183 | 0 |
| 1.2.09.01.001.02 | RECUPERACION DE CARTERA - REGIMEN SUBSIDIADO EVENTO | 0 | 71,024,828 | 113,904,207 | 10,472,250 | 9,919,013 | 205,320,298 | 0 |
| 1.2.09.01.002 | RECUPERACION DE CARTERA - REGIMEN CONTRIBUTIVO | 0 | 3,446,600 | 3,465,490 | 30,840,900 | 8,160,813 | 45,913,803 | 0 |
| 1.2.09.01.002.01 | RECUPERACION DE CARTERA - REGIMEN CONTRIBUTIVO CAPITADO | 0 | 0 | 0 | 0 | 0 | 0 | 0 |
| 1.2.09.01.002.02 | RECUPERACION DE CARTERA - REGIMEN CONTRIBUTIVO EVENTO | 0 | 3,446,600 | 3,465,490 | 30,840,900 | 8,160,813 | 45,913,803 | 0 |
| 1.2.09.01.003 | RECUPERACION DE CARTERA - PLAN DE INTERVENCIONES COLECTIVAS | 0 | 0 | 216,137,223 | 0 | 0 | 216,137,223 | 0 |
| 1.2.09.01.003.02 | RECUPERACION DE CARTERA - PIC DISTRITO BARRANCABERMEJA | 0 | 0 | 216,137,223 | 0 | 0 | 216,137,223 | 0 |
| 1.2.09.01.004 | CATASTRÓFICOS Y ACCIDENTES DE TRANSITO | 0 | 106,948 | 84,055 | 0 | 0 | 191,003 | 0 |
| 1.2.09.01.004.01 | SALUD FOSYGA RECLAMACIONES ECAT - ADRES | 0 | 106,948 | 0 | 0 | 0 | 106,948 | 0 |
| 1.2.09.01.004.02 | RECUPERACIÉN DE CARTERA - ACCIDENTES DE TRANSITO - SOAT | 0 | 0 | 84,055 | 0 | 0 | 84,055 | 0 |

**EMPRESA SOCIAL DEL ESTADO BARRANCABERMEJA
EJECUCION DE INGRESOS**

| CODIGO PPTAL | DENOMINACION PPTAL | RECAUDOS | | | | | | RECAUDOS ACUMULADO | CUENTAS POR COBRAR |
|------------------|---|----------|---------|-------------|-------|------|-------------|--------------------|--------------------|
| | | ENERO | FEBRERO | MARZO | ABRIL | MAYO | | | |
| 1.2.09.01.005 | OTROS RECURSOS SECRETARIAS DE SALUD | 0 | 0 | 16,277 | 0 | 0 | 16,277 | 0 | |
| 1.2.09.01.005.01 | SECRETARIA DEPARTAMENTAL DE SANTANDER | 0 | 0 | 0 | 0 | 0 | 0 | 0 | |
| 1.2.09.01.005.02 | RECUPERACION DE CARTERA - IPS PUBLICA | 0 | 0 | 16,277 | 0 | 0 | 16,277 | 0 | |
| 1.2.09.01.005.03 | RECUPERACION DE CARTERA - APS | 0 | 0 | 0 | 0 | 0 | 0 | 0 | |
| 1.2.09.01.005.04 | RECUPERACION DE CARTERA - SALUD ESCOLAR | 0 | 0 | 0 | 0 | 0 | 0 | 0 | |
| 1.2.09.01.005.05 | DISTRITO DE BARRANCABERMEJA POBLACION EXTRANJERA MADRES | 0 | 0 | 0 | 0 | 0 | 0 | 0 | |
| 1.2.09.01.005.06 | ATENCIÓN A LA POBLACION POBRE NO AFILIADA AL REGIMEN SUBSIDIADO | 0 | 0 | 0 | 0 | 0 | 0 | 0 | |
| 1.2.09.01.006 | RECUPERACION DE CARTERA - OTRAS VENTAS DE SERVICIOS DE SALUD | 0 | 283,640 | 490,303 | 0 | 0 | 773,943 | 0 | |
| 1.2.09.01.006.01 | RECUPERACION DE CARTERA - COPAGOS | 0 | 0 | 0 | 0 | 0 | 0 | 0 | |
| 1.2.09.01.006.02 | RECUPERACION DE CARTERA - REGIMEN ESPECIAL - FUERZAS MILITARES | 0 | 0 | 0 | 0 | 0 | 0 | 0 | |
| 1.2.09.01.006.03 | RECUPERACION DE CARTERA - REGIMEN ESPECIAL - POLICIA NACIONAL | 0 | 0 | -69,697 | 0 | 0 | -69,697 | 0 | |
| 1.2.09.01.006.04 | NACIONAL DE GESTION DEL RIESGO DE DESASTRES (COVID) | 0 | 0 | 0 | 0 | 0 | 0 | 0 | |
| 1.2.09.01.006.05 | RECUPERACION DE CARTERA - IPS PRIVADAS | 0 | 234,112 | 560,000 | 0 | 0 | 794,112 | 0 | |
| 1.2.09.01.006.06 | NACIONAL DE SALUD DE LAS PERSONAS PRIVADAS DE LA LIBERTAD | 0 | 0 | 0 | 0 | 0 | 0 | 0 | |
| 1.2.09.01.006.07 | RECUPERACION DE CARTERA - PARTICULARES | 0 | 49,528 | 0 | 0 | 0 | 49,528 | 0 | |
| 1.2.09.01.007 | INGRESOS DIFERENTES A VENTAS DE SERVICIOS DE SALUD | 0 | 0 | 674,244,260 | 0 | 0 | 674,244,260 | 0 | |
| 1.2.09.01.007.01 | RECUPERACION DE CARTERA - SUBSIDIO A LA OFERTA | 0 | 0 | 674,244,260 | 0 | 0 | 674,244,260 | 0 | |


MONICA SAMPAYO CONTRERAS

Subdirectora Administrativa y Financiera

EMPRESA SOCIAL DEL ESTADO BARRANCABERMEJA
EJECUCION DE GASTOS PAGOS ACUMULADOS Y CUENTAS POR PAGAR

Periodo comprendido entre: ENERO 01 DE 2023 y MAYO 31 DE 2023

PAGOS

| CODIGO PPTAL | DENOMINACION PPTAL | PPTO INICIAL | ADICIONES | REDUCCION | CREDITO | CONTRA CREDITOS | PPTO DEFINITIVO | ENERO | FEBRERO | MARZO | ABRIL | MAYO | PAGOS ACUMULADAS | REGISTROS POR PAGAR | OBLIGACION POR PAGAR |
|--------------------------|---|----------------|---------------|-----------|-------------|-----------------|-----------------|-------------|---------------|---------------|-------------|---------------|------------------|---------------------|----------------------|
| 2 | GASTOS | 18,701,365,113 | 8,094,335,960 | 0 | 841,912,173 | 841,912,173 | 26,795,701,072 | 459,534,883 | 2,149,635,423 | 1,771,762,103 | 886,521,842 | 1,733,089,839 | 7,000,544,091 | 11,076,484,696 | 2,598,585,972 |
| 2.1 | FUNCIONAMIENTO | 5,057,619,945 | 1,638,777,833 | 0 | 63,624,000 | 63,624,000 | 6,696,397,778 | 177,250,578 | 418,197,412 | 628,263,918 | 217,573,959 | 420,978,432 | 1,862,264,299 | 1,389,936,636 | 500,410,394 |
| 2.1.1 | GASTOS DE PERSONAL | 2,523,665,485 | 78,301,226 | 0 | 0 | 0 | 2,601,966,711 | 139,375,658 | 209,409,711 | 147,188,281 | 160,849,410 | 143,967,744 | 800,790,804 | 59,770,340 | 59,770,340 |
| 2.1.1.01 | PLANTA DE PERSONAL PERMANENTE | 2,523,665,485 | 78,301,226 | 0 | 0 | 0 | 2,601,966,711 | 139,375,658 | 209,409,711 | 147,188,281 | 160,849,410 | 143,967,744 | 800,790,804 | 59,770,340 | 59,770,340 |
| 2.1.1.01.01 | FACTORES CONSTITUTIVOS DE SALARIO | 1,711,040,784 | 0 | 0 | 0 | 0 | 1,711,040,784 | 93,460,851 | 93,889,258 | 107,720,402 | 107,418,245 | 105,906,394 | 508,395,151 | 13,532,785 | 13,532,785 |
| 2.1.1.01.01.001 | FACTORES SALARIALES COMUNES | 1,711,040,784 | 0 | 0 | 0 | 0 | 1,711,040,784 | 93,460,851 | 93,889,258 | 107,720,402 | 107,418,245 | 105,906,394 | 508,395,151 | 13,532,785 | 13,532,785 |
| 2.1.1.01.01.001.01 | SUELDO BASICO - FUNCIONAMIENTO | 1,403,629,560 | 0 | 0 | 0 | 0 | 1,403,629,560 | 90,290,932 | 93,509,416 | 96,135,412 | 100,515,028 | 98,770,136 | 479,220,924 | 0 | 0 |
| 2.1.1.01.01.001.02 | HORAS EXTRAS, DOMINICALES, FESTIVOS Y RECARGOS - FUNCIONAMIENTO | 0 | 0 | 0 | 0 | 0 | 0 | 0 | 0 | 0 | 0 | 0 | 0 | 0 | 0 |
| 2.1.1.01.01.001.04 | SUBSIDIO DE ALIMENTACION - FUNCIONAMIENTO | 1,868,184 | 0 | 0 | 0 | 0 | 1,868,184 | 234,344 | 234,344 | 145,498 | 145,498 | 145,498 | 905,182 | 0 | 0 |
| 2.1.1.01.01.001.05 | AUXILIO DE TRANSPORTE - FUNCIONAMIENTO | 3,008,977 | 0 | 0 | 0 | 0 | 3,008,977 | 145,498 | 145,498 | 234,344 | 234,344 | 234,344 | 994,028 | 0 | 0 |
| 2.1.1.01.01.001.06 | PRIMA DE SERVICIO - FUNCIONAMIENTO | 60,419,657 | 0 | 0 | 0 | 0 | 60,419,657 | 0 | 0 | 0 | 0 | 3,123,889 | 3,123,889 | 0 | 0 |
| 2.1.1.01.01.001.07 | BONIFICACION POR SERVICIOS PRESTADOS - FUNCIONAMIENTO | 41,565,057 | 0 | 0 | 0 | 0 | 41,565,057 | 2,790,077 | 0 | 6,866,414 | 0 | 275,431 | 9,931,922 | 3,829,307 | 3,829,307 |
| 2.1.1.01.01.001.08 | PRESTACIONES SOCIALES - FUNCIONAMIENTO | 200,549,349 | 0 | 0 | 0 | 0 | 200,549,349 | 0 | 0 | 4,338,734 | 6,523,376 | 3,357,096 | 14,219,206 | 9,703,478 | 9,703,478 |
| 2.1.1.01.01.001.08.01 | PRIMA DE NAVIDAD - FUNCIONAMIENTO | 131,119,044 | 0 | 0 | 0 | 0 | 131,119,044 | 0 | 0 | 0 | 0 | 2,937,685 | 2,937,685 | 0 | 0 |
| 2.1.1.01.01.001.08.02 | PRIMA DE VACACIONES - FUNCIONAMIENTO | 69,430,305 | 0 | 0 | 0 | 0 | 69,430,305 | 0 | 0 | 4,338,734 | 6,523,376 | 419,411 | 11,281,521 | 9,703,478 | 9,703,478 |
| 2.1.1.01.02 | CONTRIBUCIONES INHERENTES A LA NOMINA - FUNCIONAMIENTO | 660,518,954 | 0 | 0 | 0 | 0 | 660,518,954 | 0 | 31,134,034 | 30,574,546 | 43,041,289 | 37,590,675 | 142,340,544 | 32,739,640 | 32,739,640 |
| 2.1.1.01.02.001 | APORTES A LA SEGURIDAD SOCIAL EN PENSIONES - FUNCIONAMIENTO | 185,085,550 | 0 | 0 | 0 | 0 | 185,085,550 | 0 | 11,756,300 | 11,524,350 | 22,069,425 | 11,886,425 | 57,236,500 | 12,112,100 | 12,112,100 |
| 2.1.1.01.02.002 | APORTES A LA SEGURIDAD SOCIAL EN SALUD - FUNCIONAMIENTO | 331,102,264 | 0 | 0 | 0 | 0 | 331,102,264 | 0 | 8,327,734 | 8,163,696 | 8,755,764 | 8,663,756 | 33,910,950 | 8,820,340 | 8,820,340 |
| 2.1.1.01.02.003 | APORTES DE CESANTIAS - FUNCIONAMIENTO | 159,091,116 | 0 | 0 | 0 | 0 | 159,091,116 | 0 | 0 | 0 | 0 | 3,306,294 | 3,306,294 | 0 | 0 |
| 2.1.1.01.02.004 | APORTES A CAJAS DE COMPENSACION FAMILIAR - FUNCIONAMIENTO | 66,629,458 | 0 | 0 | 0 | 0 | 66,629,458 | 0 | 3,919,300 | 3,842,000 | 4,330,200 | 5,028,800 | 17,120,300 | 4,151,200 | 4,151,200 |
| 2.1.1.01.02.005 | APORTES GENERALES AL SISTEMA DE RIESGOS LABORALES - FUNCIONAMIENTO | 35,323,748 | 0 | 0 | 0 | 0 | 35,323,748 | 0 | 2,730,500 | 2,240,900 | 2,472,200 | 2,418,300 | 9,361,900 | 2,465,900 | 2,465,900 |
| 2.1.1.01.02.006 | APORTES AL ICBF - FUNCIONAMIENTO | 49,972,092 | 0 | 0 | 0 | 0 | 49,972,092 | 0 | 2,939,900 | 2,881,900 | 3,248,000 | 3,772,000 | 12,841,800 | 3,113,900 | 3,113,900 |
| 2.1.1.01.02.007 | APORTES AL SEMA - FUNCIONAMIENTO | 33,314,726 | 0 | 0 | 0 | 0 | 33,314,726 | 0 | 1,960,300 | 1,921,700 | 2,165,700 | 2,515,100 | 8,562,800 | 2,076,200 | 2,076,200 |
| 2.1.1.01.03 | REMUNERACIONES NO CONSTITUTIVAS DE FACTOR SALARIAL | 100,105,746 | 0 | 0 | 0 | 0 | 100,105,746 | 0 | 0 | 8,893,333 | 10,389,875 | 470,675 | 19,753,883 | 13,497,915 | 13,497,915 |
| 2.1.1.01.03.001 | PRESTACIONES SOCIALES - FUNCIONAMIENTO | 100,105,746 | 0 | 0 | 0 | 0 | 100,105,746 | 0 | 0 | 8,893,333 | 10,389,875 | 470,675 | 19,753,883 | 13,497,915 | 13,497,915 |
| 2.1.1.01.03.001.01 | VACACIONES - FUNCIONAMIENTO | 92,307,804 | 0 | 0 | 0 | 0 | 92,307,804 | 0 | 0 | 8,353,714 | 9,567,617 | 419,411 | 18,340,742 | 12,291,071 | 12,291,071 |
| 2.1.1.01.03.001.02 | INDEMNIZACION POR VACACIONES - FUNCIONAMIENTO | 0 | 0 | 0 | 0 | 0 | 0 | 0 | 0 | 0 | 0 | 0 | 0 | 0 | 0 |
| 2.1.1.01.03.001.03 | BONIFICACION ESPECIAL DE RECREACION - FUNCIONAMIENTO | 7,797,942 | 0 | 0 | 0 | 0 | 7,797,942 | 0 | 0 | 539,619 | 822,258 | 51,264 | 1,413,141 | 1,206,844 | 1,206,844 |
| 2.1.1.01.09 | PASIVOS LABORALES ADMINISTRATIVOS DE VIGENCIAS ANTERIORES | 52,000,000 | 78,301,226 | 0 | 0 | 0 | 130,301,226 | 45,914,807 | 84,386,419 | 0 | 0 | 0 | 130,301,226 | 0 | 0 |
| 2.1.1.02 | PERSONAL SUPERNUMERARIO Y PLANTA TEMPORAL | 0 | 0 | 0 | 0 | 0 | 0 | 0 | 0 | 0 | 0 | 0 | 0 | 0 | 0 |
| 2.1.2 | ADQUISICION DE BIENES Y SERVICIOS | 2,475,954,460 | 639,926,447 | 0 | 55,800,000 | 63,624,000 | 3,108,056,907 | 4,098,126 | 208,787,701 | 474,884,011 | 56,724,549 | 277,010,688 | 1,021,505,075 | 1,330,166,296 | 440,640,054 |
| 2.1.2.01 | ADQUISICION DE ACTIVOS NO FINANCIEROS | 55,000,000 | 0 | 0 | 4,600,000 | 4,600,000 | 55,000,000 | 0 | 965,900 | 0 | 0 | 21,289,503 | 22,255,403 | 5,978,074 | 5,978,074 |
| 2.1.2.01.01 | ACTIVOS FIJOS | 55,000,000 | 0 | 0 | 4,600,000 | 4,600,000 | 55,000,000 | 0 | 965,900 | 0 | 0 | 21,289,503 | 22,255,403 | 5,978,074 | 5,978,074 |
| 2.1.2.01.01.003 | MAQUINARIA Y EQUIPO | 35,000,000 | 0 | 0 | 4,600,000 | 4,600,000 | 35,000,000 | 0 | 965,900 | 0 | 0 | 3,289,503 | 4,255,403 | 5,978,074 | 5,978,074 |
| 2.1.2.01.01.003.03 | MAQUINARIA DE OFICINA, CONTABILIDAD E INFORMATICA | 30,000,000 | 0 | 0 | 0 | 4,600,000 | 25,400,000 | 0 | 0 | 0 | 0 | 0 | 0 | 5,978,074 | 5,978,074 |
| 2.1.2.01.01.003.03.01 | MAQUINAS PARA OFICINA Y CONTABILIDAD, Y SUS PARTES Y ACCESORIOS | 10,000,000 | 0 | 0 | 0 | 4,600,000 | 5,400,000 | 0 | 0 | 0 | 0 | 0 | 0 | 0 | 0 |
| 2.1.2.01.01.003.03.02 | MAQUINARIA DE INFORMATICA Y SUS PARTES, PIEZAS Y ACCESORIOS | 20,000,000 | 0 | 0 | 0 | 0 | 20,000,000 | 0 | 0 | 0 | 0 | 0 | 0 | 5,978,074 | 5,978,074 |
| 2.1.2.01.01.003.04 | MAQUINARIA Y APARATOS ELECTRICOS | 5,000,000 | 0 | 0 | 0 | 0 | 5,000,000 | 0 | 0 | 0 | 0 | 0 | 0 | 0 | 0 |
| 2.1.2.01.01.003.04.06 | OTRO EQUIPO ELECTRICO Y SUS PARTES Y PIEZAS | 5,000,000 | 0 | 0 | 0 | 0 | 5,000,000 | 0 | 0 | 0 | 0 | 0 | 0 | 0 | 0 |
| 2.1.2.01.01.003.05 | Equipo y aparatos de radio, televisión y comunicaciones | 0 | 0 | 0 | 4,600,000 | 0 | 4,600,000 | 0 | 965,900 | 0 | 0 | 3,289,503 | 4,255,403 | 0 | 0 |
| 2.1.2.01.01.003.05.02 | Aparatos transmisores de televisión y radio; televisión, video y cámaras digitales; teléfonos | 0 | 0 | 0 | 4,600,000 | 0 | 4,600,000 | 0 | 965,900 | 0 | 0 | 3,289,503 | 4,255,403 | 0 | 0 |
| 2.1.2.01.01.004 | ACTIVOS FIJOS NO CLASIFICADOS COMO MAQUINARIA Y EQUIPO | 20,000,000 | 0 | 0 | 0 | 0 | 20,000,000 | 0 | 0 | 0 | 0 | 18,000,000 | 18,000,000 | 0 | 0 |
| 2.1.2.01.01.004.01 | MUEBLES, INSTRUMENTOS MUSICALES, ARTICULOS DE DEPORTE Y ANTIGUEDADES | 20,000,000 | 0 | 0 | 0 | 0 | 20,000,000 | 0 | 0 | 0 | 0 | 18,000,000 | 18,000,000 | 0 | 0 |
| 2.1.2.01.01.004.01.01 | MUEBLES | 20,000,000 | 0 | 0 | 0 | 0 | 20,000,000 | 0 | 0 | 0 | 0 | 18,000,000 | 18,000,000 | 0 | 0 |
| 2.1.2.01.01.004.01.01.02 | MUEBLES DEL TIPO UTILIZADO EN LA OFICINA | 18,000,000 | 0 | 0 | 0 | 0 | 18,000,000 | 0 | 0 | 0 | 0 | 18,000,000 | 18,000,000 | 0 | 0 |
| 2.1.2.01.01.004.01.01.04 | OTROS MUEBLES N.C.P. | 2,000,000 | 0 | 0 | 0 | 0 | 2,000,000 | 0 | 0 | 0 | 0 | 0 | 0 | 0 | 0 |
| 2.1.2.02 | ADQUISICIONES DIFERENTES DE ACTIVOS | 2,400,954,460 | 150,000,000 | 0 | 51,200,000 | 59,024,000 | 2,543,130,460 | 4,098,126 | 68,967,633 | 416,985,678 | 56,724,549 | 255,721,185 | 802,492,171 | 1,324,188,221 | 434,661,980 |
| 2.1.2.02.01 | MATERIALES Y SUMINISTROS | 194,200,000 | 0 | 0 | 0 | 0 | 194,200,000 | 0 | 10,458,458 | 23,263,150 | 13,896,636 | 28,020,793 | 75,639,036 | 37,395,859 | 35,734,863 |
| 2.1.2.02.01.001 | MINERALES; ELECTRICIDAD, GAS Y AGUA | 73,200,000 | 0 | 0 | 0 | 0 | 73,200,000 | 0 | 6,933,676 | 6,488,338 | 7,070,176 | 76,875 | 20,569,065 | 12,706,020 | 12,706,020 |
| 2.1.2.02.01.001.01 | SERVICIOS PUBLICOS | 73,200,000 | 0 | 0 | 0 | 0 | 73,200,000 | 0 | 6,933,676 | 6,488,338 | 7,070,176 | 76,875 | 20,569,065 | 12,706,020 | 12,706,020 |
| 2.1.2.02.01.001.01.01 | ELECTRICIDAD | 72,000,000 | 0 | 0 | 0 | 0 | 72,000,000 | 0 | 6,845,619 | 6,304,467 | 7,070,176 | 0 | 20,220,262 | 12,625,357 | 12,625,357 |
| 2.1.2.02.01.001.01.02 | AGUA | 1,200,000 | 0 | 0 | 0 | 0 | 1,200,000 | 0 | 88,057 | 183,871 | 0 | 76,875 | 348,803 | 80,663 | 80,663 |
| 2.1.2.02.01.003 | OTROS BIENES TRANSPORTABLES (EXCEPTO PRODUCTOS METALICOS, MAQUINARIA Y EQUIPO) | 121,000,000 | 0 | 0 | 0 | 0 | 121,000,000 | 0 | 3,524,782 | 16,774,812 | 6,826,460 | 27,943,918 | 55,069,972 | 24,689,838 | 23,028,842 |
| 2.1.2.02.01.003.01 | OTROS BIENES TRANSPORTABLES - MATERIALES | 68,400,000 | 0 | 0 | 0 | 0 | 68,400,000 | 0 | 536,710 | 12,651,823 | 929,500 | 23,752,888 | 37,870,921 | 10,496,889 | 8,835,894 |

EMPRESA SOCIAL DEL ESTADO BARRANCABERMEJA
EJECUCION DE GASTOS PAGOS ACUMULADOS Y CUENTAS POR PAGAR

Periodo comprendido entre: ENERO 01 DE 2023 y MAYO 31 DE 2023

PAGOS

| CODIGO PPTAL | DENOMINACION PPTAL | PPTO INICIAL | ADICIONES | REDUCCION | CREDITO | CONTRA CREDITOS | PPTO DEFINITIVO | ENERO | FEBRERO | MARZO | ABRIL | MAYO | PAGOS ACUMULADAS | REGISTROS POR PAGAR | OBLIGACION POR PAGAR |
|-----------------------|--|---------------|-------------|-----------|------------|-----------------|-----------------|------------|-------------|-------------|------------|-------------|------------------|---------------------|----------------------|
| 2.1.2.02.01.003.02 | OTROS BIENES TRANSPORTABLES - MANTENIMIENTO HOSPITALARIO BIENES | 24,000,000 | 0 | 0 | 0 | 0 | 24,000,000 | 0 | 0 | 0 | 0 | 0 | 0 | 12,000,000 | 11,999,999 |
| 2.1.2.02.01.003.03 | OTROS BIENES TRANSPORTABLES - SEGURIDAD Y SALUD EN EL TRABAJO | 1,000,000 | 0 | 0 | 0 | 0 | 1,000,000 | 0 | 0 | 0 | 0 | 0 | 0 | 992,000 | 992,000 |
| 2.1.2.02.01.003.04 | OTROS BIENES TRANSPORTABLES - COMBUSTIBLE ADMINISTRATIVO | 27,600,000 | 0 | 0 | 0 | 0 | 27,600,000 | 0 | 2,988,072 | 4,122,989 | 5,896,960 | 4,191,030 | 17,199,051 | 1,200,949 | 1,200,949 |
| 2.1.2.02.01.004 | PRODUCTOS METALICOS Y PAQUETES DE SOFTWARE | 0 | 0 | 0 | 0 | 0 | 0 | 0 | 0 | 0 | 0 | 0 | 0 | 0 | 0 |
| 2.1.2.02.02 | ADQUISICION DE SERVICIOS | 2,196,754,460 | 150,000,000 | 0 | 46,200,000 | 52,824,000 | 2,340,130,460 | 4,098,126 | 56,897,141 | 393,722,528 | 41,686,713 | 227,370,742 | 723,775,250 | 1,285,542,363 | 398,927,118 |
| 2.1.2.02.02.007 | SERVICIOS FINANCIEROS Y SERVICIOS CONEXOS, SERVICIOS INMOBILIARIOS Y SERVICIOS DE LEASING | 94,208,000 | 0 | 0 | 0 | 1,624,000 | 92,584,000 | 0 | 5,326,533 | 31,724,910 | 0 | 5,952,440 | 43,003,883 | 18,055,735 | 5,952,440 |
| 2.1.2.02.02.007.01 | SERVICIOS FINANCIEROS | 12,000,000 | 0 | 0 | 0 | 1,624,000 | 10,376,000 | 0 | 0 | 18,445 | 0 | 0 | 18,445 | 0 | 0 |
| 2.1.2.02.02.007.02 | SERVICIOS SEGUROS ADMINISTRATIVO | 20,000,000 | 0 | 0 | 0 | 0 | 20,000,000 | 0 | 0 | 20,000,000 | 0 | 0 | 20,000,000 | 0 | 0 |
| 2.1.2.02.02.007.03 | SERVICIOS DE ARRENDAMIENTO DE TRANSPORTE ADMINISTRATIVO | 62,208,000 | 0 | 0 | 0 | 0 | 62,208,000 | 0 | 5,326,533 | 11,706,465 | 0 | 5,952,440 | 22,985,438 | 18,055,735 | 5,952,440 |
| 2.1.2.02.02.008 | SERVICIOS PRESTADOS A LAS EMPRESAS Y SERVICIOS DE PRODUCCION | 2,092,546,460 | 150,000,000 | 0 | 44,200,000 | 51,200,000 | 2,235,546,460 | 4,098,126 | 50,449,100 | 355,895,247 | 41,527,560 | 219,181,269 | 671,151,302 | 1,267,180,404 | 392,668,454 |
| 2.1.2.02.02.008.01 | SERVICIOS PRESTADOS A LAS EMPRESAS - HONORARIOS ADMINISTRATIVOS | 592,679,976 | 150,000,000 | 0 | 0 | 10,200,000 | 732,479,976 | 0 | 41,620,315 | 114,186,698 | 28,681,280 | 69,557,540 | 254,045,833 | 398,677,362 | 69,854,735 |
| 2.1.2.02.02.008.02 | SERVICIOS PRESTADOS A LAS EMPRESAS - PERSONAL ADMINISTRATIVO AUXILIARES, TECNICOS Y TECNOLOGOS | 78,766,480 | 0 | 0 | 0 | 39,000,000 | 39,766,480 | 0 | 2,676,041 | 6,133,686 | 5,212,714 | 1,229,969 | 15,252,410 | 7,965,511 | 1,757,098 |
| 2.1.2.02.02.008.03 | SERVICIOS PRESTADOS A LAS EMPRESAS - VIGILANCIA ADMINISTRATIVO | 98,400,000 | 0 | 0 | 0 | 0 | 98,400,000 | 0 | 0 | 24,268,223 | 0 | 0 | 24,268,223 | 19,212,980 | 19,212,980 |
| 2.1.2.02.02.008.04 | SERVICIOS PRESTADOS A LAS EMPRESAS - ASEO ADMINISTRATIVO | 38,400,000 | 0 | 0 | 0 | 0 | 38,400,000 | 0 | 0 | 0 | 0 | 10,440,000 | 10,440,000 | 4,524,000 | 4,524,000 |
| 2.1.2.02.02.008.05 | SERVICIOS PRESTADOS A LAS EMPRESAS - MANTENIMIENTO HOSPITALARIO SERVICIOS FUNCIONAMIENTO | 24,000,000 | 0 | 0 | 0 | 0 | 24,000,000 | 0 | 0 | 0 | 0 | 0 | 0 | 0 | 0 |
| 2.1.2.02.02.008.06 | SERVICIOS PRESTADOS A LAS EMPRESAS - SEGURIDAD Y SALUD EN EL TRABAJO | 4,200,000 | 0 | 0 | 0 | 0 | 4,200,000 | 0 | 0 | 1,500,000 | 0 | 0 | 1,500,000 | 1,400,000 | 0 |
| 2.1.2.02.02.008.07 | SERVICIOS PRESTADOS A LAS EMPRESAS - SERVICIOS TELECOMUNICACIONES | 108,000,000 | 0 | 0 | 0 | 0 | 108,000,000 | 4,098,126 | 0 | 15,706,826 | 5,633,566 | 3,219,776 | 28,658,294 | 8,006,043 | 8,006,043 |
| 2.1.2.02.02.008.07.01 | FIJO | 42,000,000 | 0 | 0 | 0 | 0 | 42,000,000 | 4,038,126 | 0 | 8,526,531 | 5,633,566 | 0 | 18,198,223 | 4,701,885 | 4,701,885 |
| 2.1.2.02.02.008.07.02 | INTERNET | 24,000,000 | 0 | 0 | 0 | 0 | 24,000,000 | 60,000 | 0 | 7,180,295 | 0 | 3,219,776 | 10,460,071 | 3,304,158 | 3,304,158 |
| 2.1.2.02.02.008.07.03 | MOVIL | 42,000,000 | 0 | 0 | 0 | 0 | 42,000,000 | 0 | 0 | 0 | 0 | 0 | 0 | 0 | 0 |
| 2.1.2.02.02.008.08 | SERVICIOS PRESTADOS A LAS EMPRESAS - CAPACITACION | 5,000,000 | 0 | 0 | 0 | 0 | 5,000,000 | 0 | 1,618,400 | 745,416 | 0 | 0 | 2,363,816 | 0 | 0 |
| 2.1.2.02.02.008.09 | SERVICIOS PRESTADOS A LAS EMPRESAS - BIENESTAR SOCIAL | 5,000,000 | 0 | 0 | 0 | 0 | 5,000,000 | 0 | 0 | 0 | 0 | 0 | 0 | 0 | 0 |
| 2.1.2.02.02.008.10 | SERVICIOS PRESTADOS A LAS EMPRESAS - IMPRESOS ADMINISTRATIVO | 3,000,000 | 0 | 0 | 0 | 0 | 3,000,000 | 0 | 0 | 0 | 2,000,000 | 0 | 2,000,000 | 0 | 0 |
| 2.1.2.02.02.008.11 | SERVICIOS PRESTADOS A LAS EMPRESAS - PUBLICACIONES | 3,000,000 | 0 | 0 | 0 | 2,000,000 | 1,000,000 | 0 | 0 | 0 | 0 | 0 | 0 | 0 | 0 |
| 2.1.2.02.02.008.12 | SERVICIOS PRESTADOS A LAS EMPRESAS - SERVICIOS EN TECNOLOGIAS DE LA INFORMACION TIC | 97,100,004 | 0 | 0 | 0 | 0 | 97,100,004 | 0 | 4,534,344 | 10,566,011 | 0 | 6,936,161 | 22,036,516 | 59,502,179 | 29,327,328 |
| 2.1.2.02.02.008.13 | SERVICIOS PRESTADOS A LAS EMPRESAS - OPERADOR EXTERNO PERSONAL ADMINISTRATIVO | 1,035,000,000 | 0 | 0 | 44,200,000 | 0 | 1,079,200,000 | 0 | 0 | 182,788,387 | 0 | 127,797,823 | 310,586,210 | 767,892,329 | 259,986,270 |
| 2.1.2.02.02.010 | VIATICOS DE LOS FUNCIONARIOS EN COMISION | 10,000,000 | 0 | 0 | 2,000,000 | 0 | 12,000,000 | 0 | 1,121,508 | 6,102,371 | 159,153 | 2,237,033 | 9,620,065 | 306,224 | 306,224 |
| 2.1.2.02.03 | GASTOS IMPREVISTOS | 10,000,000 | 0 | 0 | 5,000,000 | 6,200,000 | 8,800,000 | 0 | 1,607,034 | 0 | 1,141,200 | 329,650 | 3,077,884 | 1,250,000 | 0 |
| 2.1.2.09 | PASIVOS DE ADQUISICION DE BIENES Y SERVICIOS ADMINISTRATIVOS DE VIGENCIAS ANTERIORES | 20,000,000 | 489,926,447 | 0 | 0 | 0 | 509,926,447 | 0 | 138,859,168 | 57,898,334 | 0 | 0 | 196,757,502 | 0 | 0 |
| 2.1.2.09.01 | PASIVOS DE BIENES ADMINISTRATIVOS DE VIGENCIAS ANTERIORES | 0 | 281,908,788 | 0 | 0 | 0 | 281,908,788 | 0 | 13,127,109 | 0 | 0 | 0 | 13,127,109 | 0 | 0 |
| 2.1.2.09.02 | PASIVOS DE SERVICIOS ADMINISTRATIVOS DE VIGENCIAS ANTERIORES | 20,000,000 | 208,017,659 | 0 | 0 | 0 | 228,017,659 | 0 | 125,732,059 | 57,898,334 | 0 | 0 | 183,630,393 | 0 | 0 |
| 2.1.2.09.02.01 | PASIVOS DE SERVICIOS (DIFERENTE MANTENIMIENTO) ADMINISTRATIVOS DE VIGENCIAS ANTERIORES | 0 | 52,417,255 | 0 | 0 | 0 | 52,417,255 | 0 | 25,137,389 | 0 | 0 | 0 | 25,137,389 | 0 | 0 |
| 2.1.2.09.02.02 | PASIVOS DE SERVICIOS INDIRECTOS ADMINISTRATIVOS | 20,000,000 | 155,600,404 | 0 | 0 | 0 | 175,600,404 | 0 | 100,594,670 | 57,898,334 | 0 | 0 | 158,493,004 | 0 | 0 |
| 2.1.2.09.02.03 | OTROS PASIVOS DE SERVICIOS ADMINISTRATIVOS | 0 | 0 | 0 | 0 | 0 | 0 | 0 | 0 | 0 | 0 | 0 | 0 | 0 | 0 |
| 2.1.3 | TRANSFERENCIAS CORRIENTES | 0 | 40,000,000 | 0 | 0 | 0 | 40,000,000 | 0 | 0 | 0 | 0 | 0 | 0 | 0 | 0 |
| 2.1.3.13 | SENTENCIAS Y CONCILIACIONES | 0 | 40,000,000 | 0 | 0 | 0 | 40,000,000 | 0 | 0 | 0 | 0 | 0 | 0 | 0 | 0 |
| 2.1.3.13.01 | FALLOS NACIONALES | 0 | 0 | 0 | 0 | 0 | 0 | 0 | 0 | 0 | 0 | 0 | 0 | 0 | 0 |
| 2.1.3.13.01.001 | SENTENCIAS | 0 | 0 | 0 | 0 | 0 | 0 | 0 | 0 | 0 | 0 | 0 | 0 | 0 | 0 |
| 2.1.3.13.01.002 | CONCILIACIONES | 0 | 0 | 0 | 0 | 0 | 0 | 0 | 0 | 0 | 0 | 0 | 0 | 0 | 0 |
| 2.1.3.13.09 | PASIVOS DE TRANSFERENCIAS CORRIENTES DE VIGENCIAS ANTERIORES | 0 | 40,000,000 | 0 | 0 | 0 | 40,000,000 | 0 | 0 | 0 | 0 | 0 | 0 | 0 | 0 |
| 2.1.8 | GASTOS POR TRIBUTOS, TASAS, CONTRIBUCIONES, MULTAS, SANCIONES E INTERESES DE MORA | 58,000,000 | 880,550,160 | 0 | 7,824,000 | 0 | 946,374,160 | 33,776,794 | 0 | 6,191,626 | 0 | 0 | 39,968,420 | 0 | 0 |
| 2.1.8.01 | IMPUESTOS | 0 | 0 | 0 | 0 | 0 | 0 | 0 | 0 | 0 | 0 | 0 | 0 | 0 | 0 |
| 2.1.8.01.52 | IMPUESTO PREDIAL Y OTROS | 0 | 0 | 0 | 0 | 0 | 0 | 0 | 0 | 0 | 0 | 0 | 0 | 0 | 0 |
| 2.1.8.02 | Estampillas | 0 | 0 | 0 | 1,230,000 | 0 | 1,230,000 | 0 | 0 | 1,229,746 | 0 | 0 | 1,229,746 | 0 | 0 |
| 2.1.8.03 | Tasas y derechos administrativos | 0 | 0 | 0 | 4,970,000 | 0 | 4,970,000 | 0 | 0 | 4,961,880 | 0 | 0 | 4,961,880 | 0 | 0 |

EMPRESA SOCIAL DEL ESTADO BARRANCABERMEJA
EJECUCION DE GASTOS PAGOS ACUMULADOS Y CUENTAS POR PAGAR

Período comprendido entre: ENERO 01 DE 2023 y MAYO 31 DE 2023

PAGOS

| CODIGO PPTAL | DENOMINACION PPTAL | PPTO INICIAL | ADICIONES | REDUCCION | CREDITO | CONTRA CREDITOS | PPTO DEFINITIVO | ENERO | FEBRERO | MARZO | ABRIL | MAYO | PAGOS ACUMULADAS | REGISTROS POR PAGAR | OBIGACION POR PAGAR |
|--------------------------|---|----------------|---------------|-----------|-------------|-----------------|-----------------|-------------|---------------|---------------|-------------|---------------|------------------|---------------------|---------------------|
| 2.1.8.04 | CONTRIBUCIONES | 18,000,000 | 0 | 0 | 1,624,000 | 0 | 19,624,000 | 0 | 0 | 0 | 0 | 0 | 0 | 0 | 0 |
| 2.1.8.04.07 | CONTRIBUCION DE VIGILANCIA - SUPERINTENDENCIA NACIONAL DE SALUD | 18,000,000 | 0 | 0 | 0 | 0 | 18,000,000 | 0 | 0 | 0 | 0 | 0 | 0 | 0 | 0 |
| 2.1.8.04.10 | Contribución a RTVC y organizaciones regionales de televisión y radiodifusión | 0 | 0 | 0 | 1,624,000 | 0 | 1,624,000 | 0 | 0 | 0 | 0 | 0 | 0 | 0 | 0 |
| 2.1.8.09 | PASIVOS POR TRIBUTOS, TASAS, CONTRIBUCIONES DE VIGENCIA ANTERIORES | 40,000,000 | 880,550,160 | 0 | 0 | 0 | 920,550,160 | 33,776,794 | 0 | 0 | 0 | 0 | 33,776,794 | 0 | 0 |
| 2.3 | INVERSION | 0 | 4,132,773,370 | 0 | 0 | 0 | 4,132,773,370 | 0 | 14,893,992 | 0 | 0 | 0 | 14,893,992 | 4,042,726,506 | 0 |
| 2.3.2 | ADQUISICION DE BIENES Y SERVICIOS | 0 | 4,132,773,370 | 0 | 0 | 0 | 4,132,773,370 | 0 | 14,893,992 | 0 | 0 | 0 | 14,893,992 | 4,042,726,506 | 0 |
| 2.3.2.01 | ADQUISICION DE ACTIVOS NO FINANCIEROS | 0 | 0 | 0 | 0 | 0 | 0 | 0 | 0 | 0 | 0 | 0 | 0 | 0 | 0 |
| 2.3.2.01.01 | ACTIVOS FIJOS | 0 | 0 | 0 | 0 | 0 | 0 | 0 | 0 | 0 | 0 | 0 | 0 | 0 | 0 |
| 2.3.2.01.01.003 | MAQUINARIA Y EQUIPO | 0 | 0 | 0 | 0 | 0 | 0 | 0 | 0 | 0 | 0 | 0 | 0 | 0 | 0 |
| 2.3.2.01.01.003.06 | Aparatos medicos, instrumentos Opticos y de precision, relojes | 0 | 0 | 0 | 0 | 0 | 0 | 0 | 0 | 0 | 0 | 0 | 0 | 0 | 0 |
| 2.3.2.01.01.003.06.01 | Aparatos medicos, quirurgicos, laboratero y odontologicos | 0 | 0 | 0 | 0 | 0 | 0 | 0 | 0 | 0 | 0 | 0 | 0 | 0 | 0 |
| 2.3.2.01.01.004 | ACTIVOS FIJOS NO CLASIFICADOS COMO MAQUINARIA Y EQUIPO | 0 | 0 | 0 | 0 | 0 | 0 | 0 | 0 | 0 | 0 | 0 | 0 | 0 | 0 |
| 2.3.2.01.01.004.01 | MUEBLES, INSTRUMENTOS MUSICALES, ARTICULOS DE DEPORTE Y ANTIGUEDADES | 0 | 0 | 0 | 0 | 0 | 0 | 0 | 0 | 0 | 0 | 0 | 0 | 0 | 0 |
| 2.3.2.01.01.004.01.01 | MUEBLES | 0 | 0 | 0 | 0 | 0 | 0 | 0 | 0 | 0 | 0 | 0 | 0 | 0 | 0 |
| 2.3.2.01.01.004.01.01.02 | MUEBLES DEL TIPO UTILIZADO EN LA OFICINA | 0 | 0 | 0 | 0 | 0 | 0 | 0 | 0 | 0 | 0 | 0 | 0 | 0 | 0 |
| 2.3.2.01.01.004.01.01.04 | OTROS MUEBLES N.C.P. | 0 | 0 | 0 | 0 | 0 | 0 | 0 | 0 | 0 | 0 | 0 | 0 | 0 | 0 |
| 2.3.2.02 | ADQUISICIONES DIFERENTES DE ACTIVOS | 0 | 4,117,879,378 | 0 | 0 | 0 | 4,117,879,378 | 0 | 0 | 0 | 0 | 0 | 0 | 4,042,726,506 | 0 |
| 2.3.2.02.02 | ADQUISICION DE SERVICIOS | 0 | 4,117,879,378 | 0 | 0 | 0 | 4,117,879,378 | 0 | 0 | 0 | 0 | 0 | 0 | 4,042,726,506 | 0 |
| 2.3.2.02.02.005 | CONSTRUCCION Y SERVICIOS DE LA CONSTRUCCION | 0 | 4,117,879,378 | 0 | 0 | 0 | 4,117,879,378 | 0 | 0 | 0 | 0 | 0 | 0 | 4,042,726,506 | 0 |
| 2.3.2.02.02.005.01 | SERVICIOS DE CONSTRUCCION | 0 | 4,117,879,378 | 0 | 0 | 0 | 4,117,879,378 | 0 | 0 | 0 | 0 | 0 | 0 | 4,042,726,506 | 0 |
| 2.3.2.02.02.008 | SERVICIOS PRESTADOS A LAS EMPRESAS Y SERVICIOS DE PRODUCCION. | 0 | 0 | 0 | 0 | 0 | 0 | 0 | 0 | 0 | 0 | 0 | 0 | 0 | 0 |
| 2.3.2.02.02.008.01 | SERVICIOS DE INTERVENTORIA | 0 | 0 | 0 | 0 | 0 | 0 | 0 | 0 | 0 | 0 | 0 | 0 | 0 | 0 |
| 2.3.2.09 | PASIVOS DE INVERSION DE VIGENCIAS ANTERIORES | 0 | 14,893,992 | 0 | 0 | 0 | 14,893,992 | 0 | 14,893,992 | 0 | 0 | 0 | 14,893,992 | 0 | 0 |
| 2.4 | GASTOS DE OPERACION COMERCIAL | 13,643,745,168 | 2,322,784,757 | 0 | 778,288,173 | 778,288,173 | 15,966,529,925 | 282,284,305 | 1,716,544,019 | 1,143,498,185 | 668,947,883 | 1,312,111,407 | 5,123,385,799 | 5,643,821,555 | 2,098,175,577 |
| 2.4.1 | GASTOS DE PERSONAL | 4,182,569,168 | 296,386,068 | 0 | 0 | 0 | 4,478,955,236 | 275,439,564 | 519,133,376 | 309,169,441 | 220,024,937 | 237,238,774 | 1,561,006,092 | 129,677,026 | 129,677,026 |
| 2.4.1.01 | PLANTA DE PERSONAL PERMANENTE | 4,182,569,168 | 296,386,068 | 0 | 0 | 0 | 4,478,955,236 | 275,439,564 | 519,133,376 | 309,169,441 | 220,024,937 | 237,238,774 | 1,561,006,092 | 129,677,026 | 129,677,026 |
| 2.4.1.01.01 | FACTORES CONSTITUTIVOS DE SALARIO | 2,811,142,495 | 0 | 0 | 0 | 0 | 2,811,142,495 | 163,959,894 | 171,844,504 | 217,279,804 | 170,906,004 | 176,321,593 | 900,311,799 | 26,171,140 | 26,171,140 |
| 2.4.1.01.01.001 | FACTORES SALARIALES COMUNES | 2,811,142,495 | 0 | 0 | 0 | 0 | 2,811,142,495 | 163,959,894 | 171,844,504 | 217,279,804 | 170,906,004 | 176,321,593 | 900,311,799 | 26,171,140 | 26,171,140 |
| 2.4.1.01.01.001.01 | SUELDO BASICO - ASISTENCIAL | 2,285,503,776 | 0 | 0 | 0 | 0 | 2,285,503,776 | 158,729,884 | 163,488,713 | 175,363,648 | 168,437,031 | 172,917,134 | 838,936,410 | 0 | 0 |
| 2.4.1.01.01.001.02 | HORAS EXTRAS, DOMINICALES, FESTIVOS Y RECARGOS | 0 | 0 | 0 | 0 | 0 | 0 | 0 | 0 | 0 | 0 | 0 | 0 | 0 | 0 |
| 2.4.1.01.01.001.04 | SUBSIDIO DE ALIMENTACION - ASISTENCIAL | 12,143,196 | 0 | 0 | 0 | 0 | 12,143,196 | 911,787 | 882,688 | 945,737 | 945,737 | 880,263 | 4,566,212 | 0 | 0 |
| 2.4.1.01.01.001.05 | AUXILIO DE TRANSPORTE - ASISTENCIAL | 19,558,350 | 0 | 0 | 0 | 0 | 19,558,350 | 1,468,556 | 1,421,687 | 1,523,236 | 1,523,236 | 1,417,782 | 7,354,497 | 0 | 0 |
| 2.4.1.01.01.001.06 | PRIMA DE SERVICIO - ASISTENCIAL | 103,278,534 | 0 | 0 | 0 | 0 | 103,278,534 | 0 | 0 | 5,026,758 | 0 | 0 | 5,026,758 | 727,345 | 727,345 |
| 2.4.1.01.01.001.07 | BONIFICACION POR SERVICIOS PRESTADOS - ASISTENCIAL | 70,620,873 | 0 | 0 | 0 | 0 | 70,620,873 | 0 | 6,051,416 | 16,685,656 | 0 | 0 | 22,737,072 | 4,936,187 | 4,936,187 |
| 2.4.1.01.01.001.08 | PRESTACIONES SOCIALES - ASISTENCIAL | 320,037,766 | 0 | 0 | 0 | 0 | 320,037,766 | 2,849,667 | 0 | 17,734,769 | 0 | 1,106,414 | 21,890,850 | 20,507,608 | 20,507,608 |
| 2.4.1.01.01.001.08.01 | PRIMA DE NAVIDAD - ASISTENCIAL | 216,241,737 | 0 | 0 | 0 | 0 | 216,241,737 | 0 | 0 | 1,544,333 | 0 | 0 | 1,544,333 | 277,084 | 277,084 |
| 2.4.1.01.01.001.08.02 | PRIMA DE VACACIONES - ASISTENCIAL | 103,796,029 | 0 | 0 | 0 | 0 | 103,796,029 | 2,849,667 | 0 | 16,190,436 | 0 | 1,106,414 | 20,146,517 | 20,230,524 | 20,230,524 |
| 2.4.1.01.02 | CONTRIBUCIONES INHERENTES A LA NOMINA - ASISTENCIAL | 1,088,495,255 | 0 | 0 | 0 | 0 | 1,088,495,255 | 0 | 59,575,931 | 65,028,782 | 49,118,933 | 58,186,409 | 231,910,055 | 59,626,417 | 59,626,417 |
| 2.4.1.01.02.001 | APORTES A LA SEGURIDAD SOCIAL EN PENSIONES - ASISTENCIAL | 304,807,244 | 0 | 0 | 0 | 0 | 304,807,244 | 0 | 22,314,375 | 22,839,375 | 12,360,675 | 21,906,075 | 79,420,500 | 22,422,275 | 22,422,275 |
| 2.4.1.01.02.002 | APORTES A LA SEGURIDAD SOCIAL EN SALUD - ASISTENCIAL | 215,905,131 | 0 | 0 | 0 | 0 | 215,905,131 | 0 | 15,800,956 | 16,171,084 | 15,619,158 | 15,272,534 | 62,863,732 | 15,641,464 | 15,641,464 |
| 2.4.1.01.02.003 | APORTES DE CESANTIAS - ASISTENCIAL | 262,373,290 | 0 | 0 | 0 | 0 | 262,373,290 | 0 | 0 | 2,069,523 | 0 | 0 | 2,069,523 | 280,778 | 280,778 |
| 2.4.1.01.02.004 | APORTES A CAJAS DE COMPENSACION FAMILIAR - ASISTENCIAL | 109,885,398 | 0 | 0 | 0 | 0 | 109,885,398 | 0 | 7,781,500 | 8,769,000 | 7,474,300 | 7,537,700 | 31,562,500 | 7,570,200 | 7,570,200 |
| 2.4.1.01.02.005 | APORTES GENERALES AL SISTEMA DE RIESGOS LABORALES - ASISTENCIAL | 58,167,446 | 0 | 0 | 0 | 0 | 58,167,446 | 0 | 3,950,100 | 4,216,600 | 4,319,500 | 4,045,700 | 16,531,900 | 4,246,900 | 4,246,900 |
| 2.4.1.01.02.006 | APORTES AL ICBF - ASISTENCIAL | 82,414,049 | 0 | 0 | 0 | 0 | 82,414,049 | 0 | 5,836,800 | 6,577,200 | 5,605,300 | 23,674,100 | 5,678,000 | 5,678,000 | 5,678,000 |
| 2.4.1.01.02.007 | APORTES AL SENA - ASISTENCIAL | 54,942,697 | 0 | 0 | 0 | 0 | 54,942,697 | 0 | 3,892,200 | 4,386,000 | 3,739,000 | 3,770,600 | 15,787,800 | 3,786,800 | 3,786,800 |
| 2.4.1.01.03 | REMUNERACIONES NO CONSTITUTIVAS DE FACTOR SALARIAL - ASISTENCIAL | 164,931,418 | 0 | 0 | 0 | 0 | 164,931,418 | 4,343,954 | 810,817 | 23,815,343 | 0 | 2,730,772 | 31,700,886 | 28,280,145 | 28,280,145 |
| 2.4.1.01.03.001 | PRESTACIONES SOCIALES - ASISTENCIAL | 164,931,418 | 0 | 0 | 0 | 0 | 164,931,418 | 4,343,954 | 810,817 | 23,815,343 | 0 | 2,730,772 | 31,700,886 | 28,280,145 | 28,280,145 |
| 2.4.1.01.03.001.01 | VACACIONES - ASISTENCIAL | 152,234,175 | 0 | 0 | 0 | 0 | 152,234,175 | 3,989,534 | 810,817 | 21,726,352 | 0 | 2,606,671 | 29,133,374 | 25,791,578 | 25,791,578 |
| 2.4.1.01.03.001.02 | INDEMNIZACION POR VACACIONES - ASISTENCIAL | 0 | 0 | 0 | 0 | 0 | 0 | 0 | 0 | 0 | 0 | 0 | 0 | 0 | 0 |
| 2.4.1.01.03.001.03 | BONIFICACION ESPECIAL DE RECREACION - ASISTENCIAL | 12,697,243 | 0 | 0 | 0 | 0 | 12,697,243 | 354,420 | 0 | 2,088,991 | 0 | 124,101 | 2,567,512 | 2,488,567 | 2,488,567 |
| 2.4.1.01.09 | PASIVOS LABORALES ASISTENCIAL DE VIGENCIAS ANTERIORES | 118,000,000 | 296,386,068 | 0 | 0 | 0 | 414,386,068 | 107,135,716 | 286,902,124 | 3,045,512 | 0 | 0 | 397,083,352 | 15,599,324 | 15,599,324 |
| 2.4.5 | GASTOS DE COMERCIALIZACION Y PRODUCCION | 9,461,176,000 | 2,026,398,689 | 0 | 778,288,173 | 778,288,173 | 11,487,574,689 | 6,844,741 | 1,197,410,643 | 834,328,744 | 448,922,946 | 1,074,872,633 | 3,562,379,707 | 5,514,144,529 | 1,968,498,551 |
| 2.4.5.01 | MATERIALES Y SUMINISTROS | 1,972,000,000 | 380,000,000 | 0 | 266,451,000 | 95,451,000 | 2,523,000,000 | 0 | 205,663,263 | 127,274,195 | 61,500,901 | 370,939,566 | 765,377,925 | 727,257,894 | 307,835,022 |
| 2.4.5.01.01 | MINERALES Y ELECTRICIDAD, GAS Y AGUA | 464,000,000 | 0 | 0 | 0 | 0 | 464,000,000 | 0 | 36,600,328 | 36,943,708 | 35,350,880 | 3,131,419 | 112,026,334 | 78,963,723 | 78,963,723 |
| 2.4.5.01.01.001 | ELECTRICIDAD | 440,000,000 | 0 | 0 | 0 | 0 | 440,000,000 | 0 | 34,191,061 | 31,522,334 | 35,350,880 | 0 | 101,064,274 | 77,126,787 | 77,126,787 |

EMPRESA SOCIAL DEL ESTADO BARRANCABERMEJA
EJECUCION DE GASTOS PAGOS ACUMULADOS Y CUENTAS POR PAGAR

Periodo comprendido entre: ENERO 01 DE 2023 y MAYO 31 DE 2023

PAGOS


| CODIGO PPTAL | DENOMINACION PPTAL | PPTO INICIAL | ADICIONES | REDUCCION | CREDITO | CONTRA CREDITOS | PPTO DEFINITIVO | ENERO | FEBRERO | MARZO | ABRIL | MAYO | PAGOS ACUMULADAS | REGISTROS POR PAGAR | OBLIGACION POR PAGAR |
|-----------------------|--|---------------|-------------|-----------|-------------|-----------------|-----------------|-----------|-------------|-------------|-------------|-------------|------------------|---------------------|----------------------|
| 2.4.5.01.01.002 | AGUA | 24,000,000 | 0 | 0 | 0 | 0 | 24,000,000 | 0 | 2,409,267 | 5,421,374 | 0 | 3,131,419 | 10,962,060 | 1,836,936 | 1,836,936 |
| 2.4.5.01.02 | PRODUCTOS ALIMENTICIOS, BEBIDAS Y TABACO; TEXTILES, PRENDAS DE VESTIR Y PRODUCTOS DE CUERO | 0 | 0 | 0 | 0 | 0 | 0 | 0 | 0 | 0 | 0 | 0 | 0 | 0 | 744,420,891 |
| 2.4.5.01.02.001 | DOTACION | 0 | 0 | 0 | 0 | 0 | 0 | 0 | 0 | 0 | 0 | 0 | 0 | 0 | 297,902,661 |
| 2.4.5.01.03 | OTROS BIENES TRANSPORTABLES (EXCEPTO PRODUCTOS METALICOS, MAQUINARIA Y EQUIPO) | 1,493,000,000 | 100,000,000 | 0 | 193,451,000 | 18,000,000 | 1,768,451,000 | 0 | 169,062,935 | 90,330,488 | 26,150,021 | 230,005,147 | 515,549,591 | 495,571,356 | 228,871,300 |
| 2.4.5.01.03.001 | OTROS BIENES TRANSPORTABLES - MEDICAMENTOS | 540,000,000 | 0 | 0 | 0 | 0 | 540,000,000 | 0 | 69,201,042 | 41,128,399 | 0 | 55,783,878 | 166,113,319 | 131,796,018 | 131,789,342 |
| 2.4.5.01.03.002 | OTROS BIENES TRANSPORTABLES - MATERIAL MEDICO QUIRURGICO | 180,000,000 | 0 | 0 | 0 | 0 | 180,000,000 | 0 | 0 | 0 | 0 | 18,691,281 | 18,691,281 | 53,308,719 | 24,735,537 |
| 2.4.5.01.03.003 | OTROS BIENES TRANSPORTABLES - MATERIAL DE ODONTOLOGIA | 90,000,000 | 0 | 0 | 0 | 0 | 90,000,000 | 0 | 59,999,970 | 0 | 0 | 0 | 59,999,970 | 30 | 0 |
| 2.4.5.01.03.004 | OTROS BIENES TRANSPORTABLES - MATERIAL PARA LABORATORIO | 264,000,000 | 100,000,000 | 0 | 0 | 0 | 364,000,000 | 0 | 0 | 16,433,700 | 0 | 29,165,310 | 45,599,010 | 59,400,990 | 39,897,131 |
| 2.4.5.01.03.005 | OTROS BIENES TRANSPORTABLES - GASES MEDICINALES-OXIGENO | 12,000,000 | 0 | 0 | 0 | 0 | 12,000,000 | 0 | 0 | 0 | 0 | 0 | 0 | 0 | 2,143,356 |
| 2.4.5.01.03.006 | OTROS BIENES TRANSPORTABLES -MATERIALES-ASISTENCIAL | 183,600,000 | 0 | 0 | 0 | 15,000,000 | 168,600,000 | 0 | 0 | 26,283,011 | 8,712,316 | 8,708,420 | 43,703,747 | 78,696,254 | 13,679,726 |
| 2.4.5.01.03.007 | OTROS BIENES TRANSPORTABLES - MANTENIMIENTO HOSPITALARIO BIENES - ASISTENCIAL | 156,000,000 | 0 | 0 | 0 | 0 | 156,000,000 | 0 | 39,861,923 | 6,485,378 | 17,437,705 | 13,206,258 | 76,991,264 | 26,137,046 | 13,312,177 |
| 2.4.5.01.03.008 | OTROS BIENES TRANSPORTABLES - SEGURIDAD Y SALUD EN EL TRABAJO-ASISTENCIAL | 5,000,000 | 0 | 0 | 0 | 0 | 5,000,000 | 0 | 0 | 0 | 0 | 0 | 0 | 0 | 0 |
| 2.4.5.01.03.009 | OTROS BIENES TRANSPORTABLES - COMBUSTIBLE-ASISTENCIAL | 32,400,000 | 0 | 0 | 0 | 0 | 32,400,000 | 0 | 0 | 0 | 0 | 0 | 0 | 21,600,000 | 3,314,031 |
| 2.4.5.01.03.010 | OTROS BIENES TRANSPORTABLES -MUEBLES | 30,000,000 | 0 | 0 | 193,451,000 | 3,000,000 | 220,451,000 | 0 | 0 | 0 | 0 | 104,451,000 | 104,451,000 | 115,632,300 | 0 |
| 2.4.5.01.04 | PRODUCTOS METALICOS, MAQUINARIA Y EQUIPO - INSTRUMENTAL MEDICO QUIRURGICO | 15,000,000 | 280,000,000 | 0 | 73,000,000 | 77,451,000 | 290,549,000 | 0 | 0 | 0 | 0 | 137,802,000 | 137,802,000 | 152,722,815 | 0 |
| 2.4.5.02 | ADQUISICION DE SERVICIOS | 7,219,176,000 | 836,006,559 | 0 | 354,100,000 | 525,100,000 | 7,884,182,559 | 1,969,475 | 91,857,803 | 643,772,488 | 386,105,101 | 699,388,847 | 1,823,093,715 | 4,722,799,773 | 1,660,663,529 |
| 2.4.5.02.06 | Comercio y distribución; alojamiento; servicios de suministro de comidas y bebidas; servicios de transporte; y servicios de distribución de electricidad, gas y agua | 0 | 0 | 0 | 18,000,000 | 0 | 18,000,000 | 0 | 0 | 0 | 0 | 0 | 0 | 17,003,900 | 1,303,000 |
| 2.4.5.02.06.001 | SERVICIOS DE TRANSPORTE | 0 | 0 | 0 | 3,000,000 | 0 | 3,000,000 | 0 | 0 | 0 | 0 | 0 | 0 | 3,000,000 | 0 |
| 2.4.5.02.06.002 | SERVICIOS DE SUMINISTRO DE COMIDAS Y BEBIDAS | 0 | 0 | 0 | 15,000,000 | 0 | 15,000,000 | 0 | 0 | 0 | 0 | 0 | 0 | 14,003,900 | 1,303,000 |
| 2.4.5.02.07 | SERVICIOS FINANCIEROS Y SERVICIOS CONEXOS; SERVICIOS INMOBILIARIOS; Y SERVICIOS DE ARRENDAMIENTO Y LEASING | 157,008,000 | 0 | 0 | 0 | 0 | 157,008,000 | 0 | 5,326,533 | 59,350,616 | 0 | 13,937,880 | 78,615,029 | 68,005,506 | 13,937,880 |
| 2.4.5.02.07.001 | SERVICIOS DE SEGUROS-ASISTENCIAL | 60,000,000 | 0 | 0 | 0 | 0 | 60,000,000 | 0 | 0 | 45,780,882 | 0 | 0 | 45,780,882 | 3,900,400 | 0 |
| 2.4.5.02.07.002 | SERVICIOS DE ARRENDAMIENTO DE TRANSPORTE - ASISTENCIAL | 97,008,000 | 0 | 0 | 0 | 0 | 97,008,000 | 0 | 5,326,533 | 13,569,734 | 0 | 13,937,880 | 32,834,147 | 64,105,106 | 13,937,880 |
| 2.4.5.02.08 | SERVICIOS PRESTADOS A LAS EMPRESAS Y SERVICIOS DE PRODUCCION | 1,638,900,000 | 47,328,996 | 0 | 206,300,000 | 0 | 1,892,528,996 | 1,969,475 | 84,901,070 | 155,953,078 | 18,600,382 | 190,980,762 | 452,404,767 | 766,285,823 | 285,932,504 |
| 2.4.5.02.08.001 | SERVICIOS PRESTADOS A LAS EMPRESAS - VIGILANCIA | 616,500,000 | 0 | 0 | 0 | 0 | 616,500,000 | 0 | 64,447,276 | 48,526,440 | 0 | 80,678,770 | 193,652,486 | 164,297,928 | 150,936,036 |
| 2.4.5.02.08.002 | SERVICIOS PRESTADOS A LAS EMPRESAS - ASEO | 400,000,000 | 0 | 0 | 0 | 0 | 400,000,000 | 0 | 12,528,000 | 46,980,001 | 0 | 36,540,001 | 96,048,002 | 91,001,998 | 89,435,998 |
| 2.4.5.02.08.003 | SERVICIOS PRESTADOS A LAS EMPRESAS - LAVANDERIA | 96,000,000 | 0 | 0 | 0 | 0 | 96,000,000 | 0 | 5,982,804 | 6,345,259 | 7,076,171 | 0 | 19,404,234 | 36,595,766 | 14,431,798 |
| 2.4.5.02.08.004 | SERVICIOS DE PRODUCCION - MANTENIMIENTO HOSPITALARIO SERVICIOS - ASISTENCIAL | 244,000,000 | 47,328,996 | 0 | 0 | 0 | 291,328,996 | 0 | 355,000 | 41,254,947 | 360,000 | 66,119,500 | 108,089,447 | 110,825,213 | 6,000,000 |
| 2.4.5.02.08.005 | SERVICIOS PRESTADOS A LAS EMPRESAS - SERVICIOS TELECOMUNICACIONES | 50,400,000 | 0 | 0 | 0 | 0 | 50,400,000 | 1,969,475 | 1,587,990 | 12,588,932 | 2,665,003 | 5,900,491 | 24,711,891 | 3,614,796 | 3,614,796 |
| 2.4.5.02.08.005.01 | FIJO | 3,600,000 | 0 | 0 | 0 | 0 | 3,600,000 | 0 | 0 | 787,067 | 0 | 224,711 | 1,011,778 | 232,699 | 232,699 |
| 2.4.5.02.08.005.02 | INTERNET | 42,000,000 | 0 | 0 | 0 | 0 | 42,000,000 | 1,537,638 | 1,547,000 | 10,895,733 | 2,195,176 | 4,653,452 | 20,828,999 | 3,382,097 | 3,382,097 |
| 2.4.5.02.08.005.03 | MOVIL | 4,800,000 | 0 | 0 | 0 | 0 | 4,800,000 | 431,837 | 40,990 | 906,132 | 469,827 | 1,022,328 | 2,871,114 | 0 | 0 |
| 2.4.5.02.08.006 | SERVICIOS PRESTADOS A LAS EMPRESAS - CAPACITACION | 5,000,000 | 0 | 0 | 0 | 0 | 5,000,000 | 0 | 0 | 0 | 0 | 0 | 0 | 0 | 0 |
| 2.4.5.02.08.007 | SERVICIOS PRESTADOS A LAS EMPRESAS - BIENESTAR SOCIAL | 5,000,000 | 0 | 0 | 0 | 0 | 5,000,000 | 0 | 0 | 0 | 0 | 0 | 0 | 0 | 0 |
| 2.4.5.02.08.008 | SERVICIOS PRESTADOS A LAS EMPRESAS - IMPRESOS ASISTENCIAL | 93,000,000 | 0 | 0 | 0 | 0 | 93,000,000 | 0 | 0 | 200,000 | 8,499,208 | 0 | 8,699,208 | 79,690,156 | 17,694,771 |
| 2.4.5.02.08.009 | SERVICIOS PRESTADOS A LAS EMPRESAS - PUBLICACIONES | 100,000,000 | 0 | 0 | 0 | 0 | 100,000,000 | 0 | 0 | 0 | 0 | 0 | 0 | 0 | 58,521,565 |
| 2.4.5.02.08.010 | SERVICIOS PRESTADOS A LAS EMPRESAS - SEGURIDAD Y SALUD EN EL TRABAJO | 6,000,000 | 0 | 0 | 1,300,000 | 0 | 7,300,000 | 0 | 0 | 57,500 | 0 | 1,742,000 | 1,799,500 | 5,500,500 | 436,000 |
| 2.4.5.02.08.011 | SERVICIOS PRESTADOS A LAS EMPRESAS - Servicios de tecnologías de la información TIC | 5,000,000 | 0 | 0 | 0 | 0 | 5,000,000 | 0 | 0 | 0 | 0 | 0 | 0 | 0 | 0 |
| 2.4.5.02.08.012 | SERVICIOS PRESTADOS A LAS EMPRESAS - TRATAMIENTO Y RECOLECCION DE DESECHOS | 18,000,000 | 0 | 0 | 0 | 0 | 18,000,000 | 0 | 0 | 0 | 0 | 0 | 0 | 0 | 12,000,000 |
| 2.4.5.02.08.013 | SERVICIOS PRESTADOS A LAS EMPRESAS - OTRAS ENTIDADES | 0 | 0 | 0 | 205,000,000 | 0 | 205,000,000 | 0 | 0 | 0 | 0 | 0 | 0 | 0 | 204,237,900 |
| 2.4.5.02.09 | SERVICIOS PARA LA COMUNIDAD, SOCIALES Y PERSONALES | 5,420,268,000 | 788,677,563 | 0 | 129,800,000 | 525,100,000 | 5,813,645,563 | 0 | 1,630,200 | 428,468,794 | 367,504,720 | 494,420,663 | 1,292,024,377 | 3,871,504,544 | 1,359,490,145 |
| 2.4.5.02.09.931 | SERVICIOS DE SALUD HUMANA | 5,420,268,000 | 788,677,563 | 0 | 129,800,000 | 525,100,000 | 5,813,645,563 | 0 | 1,630,200 | 428,468,794 | 367,504,720 | 494,420,663 | 1,292,024,377 | 3,871,504,544 | 1,359,490,145 |
| 2.4.5.02.09.931.01 | SERVICIOS DE SALUD HUMANA - OPERADOR EXTERNO PERSONAL ASISTENCIAL | 4,689,000,000 | 788,677,563 | 0 | 0 | 475,100,000 | 5,000,577,563 | 0 | 0 | 419,360,194 | 365,538,720 | 485,962,123 | 1,270,861,037 | 3,343,154,671 | 1,117,492,833 |
| 2.4.5.02.09.931.02 | SERVICIOS DE SALUD HUMANA - PERSONAL DE PIC | 317,868,000 | 0 | 0 | 79,800,000 | 0 | 397,668,000 | 0 | 0 | 0 | 0 | 0 | 0 | 364,013,213 | 149,124,503 |
| 2.4.5.02.09.931.02.01 | HONORARIOS PIC-ASISTENCIAL | 271,848,000 | 0 | 0 | 62,000,000 | 0 | 333,848,000 | 0 | 0 | 0 | 0 | 0 | 0 | 317,063,573 | 124,848,636 |

EMPRESA SOCIAL DEL ESTADO BARRANCABERMEJA
EJECUCION DE GASTOS PAGOS ACUMULADOS Y CUENTAS POR PAGAR

Periodo comprendido entre: ENERO 01 DE 2023 y MAYO 31 DE 2023

PAGOS

| CODIGO PPTAL | DENOMINACION PPTAL | PPTO INICIAL | ADICIONES | REDUCCION | CREDITO | CONTRA CREDITOS | PPTO DEFINITIVO | ENERO | FEBRERO | MARZO | ABRIL | MAYO | PAGOS ACUMULADAS | REGISTROS POR PAGAR | OBLIGACION POR PAGAR |
|-----------------------|---|--------------|-------------|-----------|-------------|-----------------|-----------------|-----------|-------------|------------|-----------|-----------|------------------|---------------------|----------------------|
| 2.4.5.02.09.931.02.02 | REMUNERACION POR SERVICIOS TECNICOS - PIC - ASISTENCIAL | 46,020,000 | 0 | 0 | 17,800,000 | 0 | 63,820,000 | 0 | 0 | 0 | 0 | 0 | 0 | 46,949,640 | 24,275,867 |
| 2.4.5.02.09.931.03 | SERVICIOS DE SALUD HUMANA - PERSONAL DE APS | 0 | 0 | 0 | 0 | 0 | 0 | 0 | 0 | 0 | 0 | 0 | 0 | 0 | 0 |
| 2.4.5.02.09.931.03.01 | HONORARIOS APS - ASISTENCIAL | 0 | 0 | 0 | 0 | 0 | 0 | 0 | 0 | 0 | 0 | 0 | 0 | 0 | 0 |
| 2.4.5.02.09.931.03.02 | REMUNERACION POR SERVICIOS TECNICOS APS - ASISTENCIAL | 0 | 0 | 0 | 0 | 0 | 0 | 0 | 0 | 0 | 0 | 0 | 0 | 0 | 0 |
| 2.4.5.02.09.931.04 | SERVICIOS DE SALUD HUMANA - SERVICIOS ESPECIALIZADOS ASISTENCIAL | 413,400,000 | 0 | 0 | 50,000,000 | 50,000,000 | 413,400,000 | 0 | 1,630,200 | 9,108,600 | 1,966,000 | 8,458,540 | 21,163,340 | 164,336,660 | 92,872,809 |
| 2.4.5.02.09.931.04.01 | SERVICIOS APOYO DIAGNOSTICO DE IMAGENDOLOGIA | 17,400,000 | 0 | 0 | 50,000,000 | 0 | 67,400,000 | 0 | 0 | 0 | 1,966,000 | 6,110,140 | 8,076,140 | 58,423,860 | 52,036,784 |
| 2.4.5.02.09.931.04.02 | SERVICIOS APOYO DIAGNOSTICO DE LABORATORIO CLINICO | 276,000,000 | 0 | 0 | 0 | 50,000,000 | 226,000,000 | 0 | 0 | 0 | 0 | 0 | 0 | 49,000,000 | 36,241,825 |
| 2.4.5.02.09.931.04.03 | SERVICIOS APOYO DIAGNOSTICO DE CERVIKO-VAGINAL | 120,000,000 | 0 | 0 | 0 | 0 | 120,000,000 | 0 | 1,630,200 | 9,108,600 | 0 | 2,348,400 | 13,087,200 | 56,912,800 | 4,594,200 |
| 2.4.5.02.09.931.05 | SERVICIOS DE SALUD HUMANA - OTROS SERVICIOS ASISTENCIAL | 0 | 0 | 0 | 0 | 0 | 0 | 0 | 0 | 0 | 0 | 0 | 0 | 0 | 0 |
| 2.4.5.02.10 | VIATICOS DE LOS FUNCIONARIOS EN COMISION | 3,000,000 | 0 | 0 | 0 | 0 | 3,000,000 | 0 | 0 | 0 | 0 | 49,542 | 49,542 | 0 | -49,542 |
| 2.4.5.09 | PASIVOS DE GASTOS DE COMERCIALIZACION Y PRODUCCION DE VIGENCIAS ANTERIORES | 270,000,000 | 810,392,129 | 0 | 157,737,173 | 157,737,173 | 1,080,392,129 | 4,875,266 | 899,889,577 | 63,282,060 | 1,316,944 | 4,544,220 | 973,908,067 | 64,086,861 | 0 |
| 2.4.5.09.01 | PASIVOS DE MATERIALES Y SUMINISTROS DE VIGENCIAS ANTERIORES | 200,000,000 | 0 | 0 | 0 | 157,737,173 | 42,262,827 | 0 | 34,533,187 | 0 | 0 | 0 | 34,533,187 | 5,980,948 | 0 |
| 2.4.5.09.01.01 | PASIVOS DE MEDICAMENTOS DE VIGENCIAS ANTERIORES | 50,000,000 | 0 | 0 | 0 | 50,000,000 | 0 | 0 | 0 | 0 | 0 | 0 | 0 | 0 | 0 |
| 2.4.5.09.01.02 | PASIVOS DE COMERCIALIZACION (COMPRA DE BYS PARA LA VENTA DIFERENTES A MEDICAMENTOS) DE VIGENCIAS ANTERIORES | 50,000,000 | 0 | 0 | 0 | 33,480,199 | 16,519,802 | 0 | 10,538,854 | 0 | 0 | 0 | 10,538,854 | 5,980,948 | 0 |
| 2.4.5.09.01.03 | OTROS PASIVOS DE MATERIALES Y SUMINISTROS ASISTENCIALES DE VIGENCIAS ANTERIORES | 100,000,000 | 0 | 0 | 0 | 74,256,975 | 25,743,025 | 0 | 23,994,333 | 0 | 0 | 0 | 23,994,333 | 0 | 0 |
| 2.4.5.09.02 | PASIVOS ADQUISICION DE SERVICIOS ASISTENCIALES DE VIGENCIAS ANTERIORES | 70,000,000 | 810,392,129 | 0 | 157,737,173 | 0 | 1,038,129,303 | 4,875,266 | 865,356,390 | 63,282,060 | 1,316,944 | 4,544,220 | 939,374,880 | 58,105,914 | 0 |
| 2.4.5.09.02.01 | PASIVOS DE SERVICIOS DE PERSONAL INDIRECTO ASISTENCIAL DE VIGENCIA ANTERIORES | 0 | 683,122,840 | 0 | 0 | 0 | 683,122,840 | 0 | 553,739,597 | 62,250,954 | 0 | 4,544,220 | 620,534,771 | 48,723,232 | 0 |
| 2.4.5.09.02.02 | PASIVOS DE SERVICIOS DE MANTENIMIENTO DE VIGENCIAS ANTERIORES | 20,000,000 | 77,834,490 | 0 | 0 | 0 | 97,834,490 | 0 | 97,834,490 | 0 | 0 | 0 | 97,834,490 | 0 | 0 |
| 2.4.5.09.02.03 | OTROS PASIVOS DE SERVICIOS ASISTENCIALES | 50,000,000 | 49,434,800 | 0 | 157,737,173 | 0 | 257,171,973 | 4,875,266 | 213,782,303 | 1,031,106 | 1,316,944 | 0 | 221,005,619 | 9,382,682 | 0 |



MONICA SAMPAYO CONTRERAS

Subdirectora Administrativa y Financiera

EMPRESA SOCIAL DEL ESTADO BARRANCABERMEJA
EJECUCION DE GASTOS REGISTROS ACUMULADOS

Periodo comprendido entre: ENERO 01 DE 2023 y MAYO 31 DE 2023

| CODIGO PPTAL | DENOMINACION PPTAL | PPTO INICIAL | ADICIONES | REDUCCION | CREDITO | CONTRA CREDITOS | PPTO DEFINITIVO | ENERO | FEBRERO | MARZO | ABRIL | MAYO | COMPROMISOS ACUMULADOS | SALDO POR EJECUTAR | SALDO POR COMPROMETER |
|-----------------------|---|----------------|---------------|-----------|-------------|-----------------|-----------------|---------------|---------------|---------------|---------------|---------------|------------------------|--------------------|-----------------------|
| 2 | GASTOS | 18,701,365,113 | 8,094,335,960 | 0 | 841,912,173 | 841,912,173 | 26,795,701,072 | 3,526,263,598 | 2,897,713,852 | 1,927,736,980 | 6,590,673,154 | 3,134,641,203 | 18,077,028,787 | 8,422,242,524 | 8,718,672,285.17 |
| 2.1 | FUNCIONAMIENTO | 5,057,619,945 | 1,638,777,833 | 0 | 63,624,000 | 63,624,000 | 6,696,397,778 | 761,376,756 | 879,471,863 | 409,459,609 | 971,498,860 | 230,393,847 | 3,252,200,935 | 3,414,115,913 | 3,444,196,842.55 |
| 2.1.1 | GASTOS DE PERSONAL | 2,523,665,485 | 78,301,226 | 0 | 0 | 0 | 2,601,966,711 | 180,527,395 | 208,850,223 | 174,424,861 | 136,483,926 | 160,274,739 | 860,561,144 | 1,741,405,567 | 1,741,405,566.56 |
| 2.1.1.01 | PLANTA DE PERSONAL PERMANENTE | 2,523,665,485 | 78,301,226 | 0 | 0 | 0 | 2,601,966,711 | 180,527,395 | 208,850,223 | 174,424,861 | 136,483,926 | 160,274,739 | 860,561,144 | 1,741,405,567 | 1,741,405,566.56 |
| 2.1.1.01.01 | FACTORES CONSTITUTIVOS DE SALARIO | 1,711,040,784 | 0 | 0 | 0 | 0 | 1,711,040,784 | 97,645,966 | 93,889,258 | 113,897,565 | 100,894,870 | 115,600,277 | 521,927,936 | 1,189,112,848 | 1,189,112,848.28 |
| 2.1.1.01.01.001 | FACTORES SALARIALES COMUNES | 1,711,040,784 | 0 | 0 | 0 | 0 | 1,711,040,784 | 97,645,966 | 93,889,258 | 113,897,565 | 100,894,870 | 115,600,277 | 521,927,936 | 1,189,112,848 | 1,189,112,848.28 |
| 2.1.1.01.01.001.01 | SUELDO BASICO - FUNCIONAMIENTO | 1,403,629,560 | 0 | 0 | 0 | 0 | 1,403,629,560 | 90,290,932 | 93,509,416 | 96,135,412 | 100,515,028 | 98,770,136 | 479,220,924 | 924,408,636 | 924,408,636.00 |
| 2.1.1.01.01.001.02 | HORAS EXTRAS, DOMINICALES, FESTIVOS Y RECARGOS - FUNCIONAMIENTO | 0 | 0 | 0 | 0 | 0 | 0 | 0 | 0 | 0 | 0 | 0 | 0 | 0 | 0.00 |
| 2.1.1.01.01.001.04 | SUBSIDIO DE ALIMENTACION - FUNCIONAMIENTO | 1,868,184 | 0 | 0 | 0 | 0 | 1,868,184 | 234,344 | 234,344 | 145,498 | 145,498 | 145,498 | 905,182 | 963,002 | 963,002.00 |
| 2.1.1.01.01.001.05 | AUXILIO DE TRANSPORTE - FUNCIONAMIENTO | 3,008,977 | 0 | 0 | 0 | 0 | 3,008,977 | 145,498 | 145,498 | 234,344 | 234,344 | 234,344 | 994,028 | 2,014,949 | 2,014,948.96 |
| 2.1.1.01.01.001.06 | PRIMA DE SERVICIO - FUNCIONAMIENTO | 60,419,657 | 0 | 0 | 0 | 0 | 60,419,657 | 0 | 0 | 0 | 0 | 3,123,889 | 3,123,889 | 57,295,768 | 57,295,768.00 |
| 2.1.1.01.01.001.07 | BONIFICACION POR SERVICIOS PRESTADOS - FUNCIONAMIENTO | 41,565,057 | 0 | 0 | 0 | 0 | 41,565,057 | 2,790,077 | 0 | 6,866,414 | 0 | 4,104,738 | 13,761,229 | 27,803,828 | 27,803,828.00 |
| 2.1.1.01.01.001.08 | PRESTACIONES SOCIALES - FUNCIONAMIENTO | 200,549,349 | 0 | 0 | 0 | 0 | 200,549,349 | 4,185,115 | 0 | 10,515,897 | 0 | 9,221,672 | 23,922,684 | 176,626,665 | 176,626,665.32 |
| 2.1.1.01.01.001.08.01 | PRIMA DE NAVIDAD - FUNCIONAMIENTO | 131,119,044 | 0 | 0 | 0 | 0 | 131,119,044 | 0 | 0 | 0 | 0 | 2,937,685 | 2,937,685 | 128,181,359 | 128,181,359.00 |
| 2.1.1.01.01.001.08.02 | PRIMA DE VACACIONES - FUNCIONAMIENTO | 69,430,305 | 0 | 0 | 0 | 0 | 69,430,305 | 4,185,115 | 0 | 10,515,897 | 0 | 6,283,987 | 20,984,999 | 48,445,306 | 48,445,306.32 |
| 2.1.1.01.02 | CONTRIBUCIONES INHERENTES A LA NOMINA - FUNCIONAMIENTO | 660,518,954 | 0 | 0 | 0 | 0 | 660,518,954 | 31,124,034 | 30,574,546 | 43,041,289 | 34,284,381 | 36,045,934 | 175,080,184 | 485,438,770 | 485,438,770.28 |
| 2.1.1.01.02.001 | APORTES A LA SEGURIDAD SOCIAL EN PENSIONES - FUNCIONAMIENTO | 185,085,550 | 0 | 0 | 0 | 0 | 185,085,550 | 11,756,300 | 11,524,350 | 22,069,425 | 11,886,425 | 12,112,100 | 69,348,600 | 115,736,950 | 115,736,949.72 |
| 2.1.1.01.02.002 | APORTES A LA SEGURIDAD SOCIAL EN SALUD - FUNCIONAMIENTO | 131,102,264 | 0 | 0 | 0 | 0 | 131,102,264 | 8,327,734 | 8,163,696 | 8,755,764 | 8,663,756 | 8,820,340 | 42,731,290 | 88,370,974 | 88,370,974.39 |
| 2.1.1.01.02.003 | APORTES DE CESANTIAS - FUNCIONAMIENTO | 159,091,116 | 0 | 0 | 0 | 0 | 159,091,116 | 0 | 0 | 0 | 0 | 3,306,294 | 3,306,294 | 155,784,822 | 155,784,821.68 |
| 2.1.1.01.02.004 | APORTES A CAJAS DE COMPENSACION FAMILIAR - FUNCIONAMIENTO | 66,629,458 | 0 | 0 | 0 | 0 | 66,629,458 | 3,919,300 | 3,842,000 | 4,330,200 | 5,028,800 | 4,151,200 | 21,271,500 | 45,357,958 | 45,357,958.00 |
| 2.1.1.01.02.005 | APORTES GENERALES AL SISTEMA DE RIESGOS LABORALES - FUNCIONAMIENTO | 35,323,748 | 0 | 0 | 0 | 0 | 35,323,748 | 2,230,500 | 2,240,900 | 2,472,200 | 2,418,300 | 2,465,900 | 11,827,800 | 23,495,948 | 23,495,948.49 |
| 2.1.1.01.02.006 | APORTES AL ICBF - FUNCIONAMIENTO | 49,972,092 | 0 | 0 | 0 | 0 | 49,972,092 | 2,939,900 | 2,881,900 | 3,248,000 | 3,772,000 | 3,113,900 | 15,955,700 | 34,016,392 | 34,016,392.00 |
| 2.1.1.01.02.007 | APORTES AL SENA - FUNCIONAMIENTO | 33,314,726 | 0 | 0 | 0 | 0 | 33,314,726 | 1,960,300 | 1,921,700 | 2,165,700 | 2,515,100 | 2,076,200 | 10,639,000 | 22,675,726 | 22,675,726.00 |
| 2.1.1.01.03 | REMUNERACIONES NO CONSTITUTIVAS DE FACTOR SALARIAL | 100,105,746 | 0 | 0 | 0 | 0 | 100,105,746 | 5,832,588 | 0 | 17,486,007 | 1,304,675 | 8,628,528 | 33,251,798 | 66,853,948 | 66,853,948.00 |
| 2.1.1.01.03.001 | PRESTACIONES SOCIALES - FUNCIONAMIENTO | 100,105,746 | 0 | 0 | 0 | 0 | 100,105,746 | 5,832,588 | 0 | 17,486,007 | 1,304,675 | 8,628,528 | 33,251,798 | 66,853,948 | 66,853,948.00 |
| 2.1.1.01.03.001.01 | VACACIONES - FUNCIONAMIENTO | 92,307,804 | 0 | 0 | 0 | 0 | 92,307,804 | 5,301,145 | 0 | 16,178,120 | 1,304,675 | 7,847,873 | 30,631,813 | 61,675,991 | 61,675,991.00 |
| 2.1.1.01.03.001.02 | INDEMNIZACION POR VACACIONES - FUNCIONAMIENTO | 0 | 0 | 0 | 0 | 0 | 0 | 0 | 0 | 0 | 0 | 0 | 0 | 0 | 0.00 |
| 2.1.1.01.03.001.03 | BONIFICACION ESPECIAL DE RECREACION - FUNCIONAMIENTO | 7,797,942 | 0 | 0 | 0 | 0 | 7,797,942 | 531,443 | 0 | 1,307,887 | 0 | 780,655 | 2,619,985 | 5,177,957 | 5,177,957.00 |
| 2.1.1.01.09 | PASIVOS LABORALES ADMINISTRATIVOS DE VIGENCIAS ANTERIORES | 52,000,000 | 78,301,226 | 0 | 0 | 0 | 130,301,226 | 45,914,807 | 84,386,419 | 0 | 0 | 0 | 130,301,226 | 0 | 0.00 |
| 2.1.1.02 | PERSONAL SUPERNUMERARIO Y PLANTA TEMPORAL | 0 | 0 | 0 | 0 | 0 | 0 | 0 | 0 | 0 | 0 | 0 | 0 | 0 | 0.00 |
| 2.1.2 | ADQUISICION DE BIENES Y SERVICIOS | 2,475,954,460 | 639,926,447 | 0 | 55,800,000 | 63,624,000 | 3,108,056,907 | 547,072,567 | 670,621,640 | 228,843,122 | 835,014,934 | 70,119,108 | 2,351,671,371 | 726,304,606 | 756,385,535.80 |
| 2.1.2.01 | ADQUISICION DE ACTIVOS NO FINANCIEROS | 55,000,000 | 0 | 0 | 4,600,000 | 4,600,000 | 55,000,000 | 0 | 965,900 | 18,000,000 | 5,978,074 | 3,289,503 | 28,233,477 | 26,766,523 | 26,766,523.00 |
| 2.1.2.01.01 | ACTIVOS FIJOS | 55,000,000 | 0 | 0 | 4,600,000 | 4,600,000 | 55,000,000 | 0 | 965,900 | 18,000,000 | 5,978,074 | 3,289,503 | 28,233,477 | 26,766,523 | 26,766,523.00 |
| 2.1.2.01.01.003 | MAQUINARIA Y EQUIPO | 35,000,000 | 0 | 0 | 4,600,000 | 4,600,000 | 35,000,000 | 0 | 965,900 | 0 | 5,978,074 | 3,289,503 | 10,233,477 | 24,766,523 | 24,766,523.00 |
| 2.1.2.01.01.003.03 | MAQUINARIA DE OFICINA, CONTABILIDAD E INFORMATICA | 30,000,000 | 0 | 0 | 4,600,000 | 4,600,000 | 25,400,000 | 0 | 0 | 0 | 5,978,074 | 0 | 5,978,074 | 19,421,926 | 19,421,926.00 |
| 2.1.2.01.01.003.03.01 | MAQUINAS PARA OFICINA Y CONTABILIDAD, Y SUS PARTES Y ACCESORIOS | 10,000,000 | 0 | 0 | 4,600,000 | 4,600,000 | 5,400,000 | 0 | 0 | 0 | 0 | 0 | 0 | 5,400,000 | 5,400,000.00 |
| 2.1.2.01.01.003.03.02 | MAQUINARIA DE INFORMATICA Y SUS PARTES, PIEZAS Y ACCESORIOS | 20,000,000 | 0 | 0 | 0 | 0 | 20,000,000 | 0 | 0 | 0 | 5,978,074 | 0 | 5,978,074 | 14,021,926 | 14,021,926.00 |
| 2.1.2.01.01.003.04 | MAQUINARIA Y APARATOS ELECTRICOS | 5,000,000 | 0 | 0 | 0 | 0 | 5,000,000 | 0 | 0 | 0 | 0 | 0 | 0 | 5,000,000 | 5,000,000.00 |
| 2.1.2.01.01.003.04.06 | OTRO EQUIPO ELECTRICO Y SUS PARTES Y PIEZAS | 5,000,000 | 0 | 0 | 0 | 0 | 5,000,000 | 0 | 0 | 0 | 0 | 0 | 0 | 5,000,000 | 5,000,000.00 |
| 2.1.2.01.01.003.05 | Equipo y aparatos de radio, television y comunicaciones | 0 | 0 | 0 | 4,600,000 | 4,600,000 | 4,600,000 | 0 | 965,900 | 0 | 0 | 3,289,503 | 4,255,403 | 344,597 | 344,597.00 |
| 2.1.2.01.01.003.05.02 | Aparatos transmisores de television y radio; television, video y camaras digitales; telefonos | 0 | 0 | 0 | 4,600,000 | 4,600,000 | 4,600,000 | 0 | 965,900 | 0 | 0 | 3,289,503 | 4,255,403 | 344,597 | 344,597.00 |
| 2.1.2.01.01.004 | ACTIVOS FIJOS NO CLASIFICADOS COMO MAQUINARIA Y EQUIPO | 20,000,000 | 0 | 0 | 0 | 0 | 20,000,000 | 0 | 0 | 18,000,000 | 0 | 0 | 18,000,000 | 2,000,000 | 2,000,000.00 |
| 2.1.2.01.01.004.01 | MUEBLES, INSTRUMENTOS MUSICALES, ARTICULOS DE DEPORTE Y ANTIGUEDADES | 20,000,000 | 0 | 0 | 0 | 0 | 20,000,000 | 0 | 0 | 18,000,000 | 0 | 0 | 18,000,000 | 2,000,000 | 2,000,000.00 |
| 2.1.2.01.01.004.01.01 | MUEBLES | 20,000,000 | 0 | 0 | 0 | 0 | 20,000,000 | 0 | 0 | 18,000,000 | 0 | 0 | 18,000,000 | 2,000,000 | 2,000,000.00 |

EMPRESA SOCIAL DEL ESTADO BARRANCABERMEJA
EJECUCION DE GASTOS REGISTROS ACUMULADOS

Periodo comprendido entre: ENERO 01 DE 2023 y MAYO 31 DE 2023

| CODIGO PPTAL | DENOMINACION PPTAL | PPTO INICIAL | ADICIONES | REDUCCION | CREDITO | CONTRA CREDITOS | PPTO DEFINITIVO | ENERO | FEBRERO | MARZO | ABRIL | MAYO | COMPROMISOS ACUMULADOS | SALDO POR EJECUTAR | SALDO POR COMPROMETER |
|--------------------------|--|---------------|-------------|-----------|------------|-----------------|-----------------|-------------|-------------|-------------|-------------|------------|------------------------|--------------------|-----------------------|
| 2.1.2.01.01.004.01.01.02 | MUEBLES DEL TIPO UTILIZADO EN LA OFICINA | 18,000,000 | 0 | 0 | 0 | 0 | 18,000,000 | 0 | 0 | 18,000,000 | 0 | 0 | 18,000,000 | 0 | 0.00 |
| 2.1.2.01.01.004.01.01.04 | OTROS MUEBLES N.C.P. | 2,000,000 | 0 | 0 | 0 | 0 | 2,000,000 | 0 | 0 | 0 | 0 | 0 | 0 | 2,000,000 | 2,000,000.00 |
| 2.1.2.02 | ADQUISICIONES DIFERENTES DE ACTIVOS | 2,400,954,460 | 150,000,000 | 0 | 51,200,000 | 59,024,000 | 2,543,130,460 | 542,072,567 | 477,898,238 | 210,843,122 | 829,036,860 | 66,829,605 | 2,126,680,392 | 386,369,138 | 416,450,067.80 |
| 2.1.2.02.01 | MATERIALES Y SUMINISTROS | 194,200,000 | 0 | 0 | 0 | 0 | 194,200,000 | 46,463,057 | 45,962,386 | 7,095,814 | 6,131,375 | 7,382,263 | 113,034,895 | 81,165,105 | 81,165,105.00 |
| 2.1.2.02.01.001 | MINERALES; ELECTRICIDAD, GAS Y AGUA | 73,200,000 | 0 | 0 | 0 | 0 | 73,200,000 | 5,588,057 | 8,433,676 | 7,095,814 | 6,076,875 | 6,080,663 | 33,275,085 | 39,924,915 | 39,924,915.00 |
| 2.1.2.02.01.001.01 | SERVICIOS PUBLICOS | 73,200,000 | 0 | 0 | 0 | 0 | 73,200,000 | 5,588,057 | 8,433,676 | 7,095,814 | 6,076,875 | 6,080,663 | 33,275,085 | 39,924,915 | 39,924,915.00 |
| 2.1.2.02.01.001.01.01 | ELECTRICIDAD | 72,000,000 | 0 | 0 | 0 | 0 | 72,000,000 | 5,500,000 | 8,345,619 | 7,000,000 | 6,000,000 | 6,000,000 | 32,845,619 | 39,154,381 | 39,154,381.00 |
| 2.1.2.02.01.001.01.02 | AGUA | 1,200,000 | 0 | 0 | 0 | 0 | 1,200,000 | 88,057 | 88,057 | 95,814 | 76,875 | 80,663 | 429,466 | 770,534 | 770,534.00 |
| 2.1.2.02.01.003 | OTROS BIENES TRANSPORTABLES (EXCEPTO PRODUCTOS METALICOS, MAQUINARIA Y EQUIPO) | 121,000,000 | 0 | 0 | 0 | 0 | 121,000,000 | 40,875,000 | 37,528,710 | 0 | 54,500 | 1,301,600 | 79,759,810 | 41,240,190 | 41,240,190.00 |
| 2.1.2.02.01.003.01 | OTROS BIENES TRANSPORTABLES - MATERIALES | 68,400,000 | 0 | 0 | 0 | 0 | 68,400,000 | 22,475,000 | 24,536,710 | 0 | 54,500 | 1,301,600 | 48,367,810 | 20,032,190 | 20,032,190.00 |
| 2.1.2.02.01.003.02 | OTROS BIENES TRANSPORTABLES - MANTENIMIENTO HOSPITALARIO BIENES | 24,000,000 | 0 | 0 | 0 | 0 | 24,000,000 | 0 | 12,000,000 | 0 | 0 | 0 | 12,000,000 | 12,000,000 | 12,000,000.00 |
| 2.1.2.02.01.003.03 | OTROS BIENES TRANSPORTABLES - SEGURIDAD Y SALUD EN EL TRABAJO | 1,000,000 | 0 | 0 | 0 | 0 | 1,000,000 | 0 | 992,000 | 0 | 0 | 0 | 992,000 | 8,000 | 8,000.00 |
| 2.1.2.02.01.003.04 | OTROS BIENES TRANSPORTABLES - COMBUSTIBLE ADMINISTRATIVO | 27,600,000 | 0 | 0 | 0 | 0 | 27,600,000 | 18,400,000 | 0 | 0 | 0 | 0 | 18,400,000 | 9,200,000 | 9,200,000.00 |
| 2.1.2.02.01.004 | PRODUCTOS METALICOS Y PAQUETES DE SOFTWARE | 0 | 0 | 0 | 0 | 0 | 0 | 0 | 0 | 0 | 0 | 0 | 0 | 0 | 0.00 |
| 2.1.2.02.02 | ADQUISICION DE SERVICIOS | 2,196,754,460 | 150,000,000 | 0 | 46,200,000 | 52,824,000 | 2,340,130,460 | 494,359,510 | 430,328,818 | 203,747,308 | 823,014,285 | 57,867,692 | 2,009,317,613 | 300,731,917 | 330,812,847.00 |
| 2.1.2.02.02.007 | SERVICIOS FINANCIEROS Y SERVICIOS CONEXOS, SERVICIOS INMOBILIARIOS Y SERVICIOS DE LEASING | 94,208,000 | 0 | 0 | 0 | 1,624,000 | 92,584,000 | 25,326,533 | 35,714,640 | 18,445 | 0 | 0 | 61,059,618 | 31,524,382 | 31,524,382.00 |
| 2.1.2.02.02.007.01 | SERVICIOS FINANCIEROS | 12,000,000 | 0 | 0 | 0 | 1,624,000 | 10,376,000 | 0 | 0 | 18,445 | 0 | 0 | 18,445 | 10,357,555 | 10,357,555.00 |
| 2.1.2.02.02.007.02 | SERVICIOS SEGUROS ADMINISTRATIVO | 20,000,000 | 0 | 0 | 0 | 0 | 20,000,000 | 20,000,000 | 0 | 0 | 0 | 0 | 20,000,000 | 0 | 0.00 |
| 2.1.2.02.02.007.03 | SERVICIOS DE ARRENDAMIENTO DE TRANSPORTE ADMINISTRATIVO | 62,208,000 | 0 | 0 | 0 | 0 | 62,208,000 | 5,326,533 | 35,714,640 | 0 | 0 | 0 | 41,041,173 | 21,166,827 | 21,166,827.00 |
| 2.1.2.02.02.008 | SERVICIOS PRESTADOS A LAS EMPRESAS Y SERVICIOS DE PRODUCCION | 2,092,546,460 | 150,000,000 | 0 | 44,200,000 | 51,200,000 | 2,235,546,460 | 469,032,977 | 393,492,670 | 197,626,492 | 822,392,116 | 55,787,451 | 1,998,331,706 | 267,133,824 | 297,214,754.00 |
| 2.1.2.02.02.008.01 | SERVICIOS PRESTADOS A LAS EMPRESAS - HONORARIOS ADMINISTRATIVOS | 592,679,976 | 150,000,000 | 0 | 0 | 10,200,000 | 732,479,976 | 149,065,435 | 332,762,400 | 46,808,960 | 95,580,000 | 28,506,400 | 652,723,195 | 57,911,661 | 79,756,781.00 |
| 2.1.2.02.02.008.02 | SERVICIOS PRESTADOS A LAS EMPRESAS - PERSONAL ADMINISTRATIVO AUXILIARES, TECNICOS Y TECNOLOGOS | 78,766,480 | 0 | 0 | 0 | 39,000,000 | 39,766,480 | 6,816,330 | 3,514,196 | 4,101,905 | 8,785,490 | 0 | 23,217,921 | 16,548,559 | 16,548,559.00 |
| 2.1.2.02.02.008.03 | SERVICIOS PRESTADOS A LAS EMPRESAS - VIGILANCIA ADMINISTRATIVO | 98,400,000 | 0 | 0 | 0 | 0 | 98,400,000 | 8,873,715 | 16,268,477 | 5,915,810 | 8,873,715 | 3,549,436 | 43,481,203 | 49,002,987 | 54,918,797.00 |
| 2.1.2.02.02.008.04 | SERVICIOS PRESTADOS A LAS EMPRESAS - ASEO ADMINISTRATIVO | 38,400,000 | 0 | 0 | 0 | 0 | 38,400,000 | 6,960,000 | 0 | 3,480,000 | 3,480,000 | 1,044,000 | 14,964,000 | 21,116,000 | 23,436,000.00 |
| 2.1.2.02.02.008.05 | SERVICIOS PRESTADOS A LAS EMPRESAS - MANTENIMIENTO HOSPITALARIO SERVICIOS FUNCIONAMIENTO | 24,000,000 | 0 | 0 | 0 | 0 | 24,000,000 | 0 | 0 | 0 | 0 | 0 | 0 | 24,000,000 | 24,000,000.00 |
| 2.1.2.02.02.008.06 | SERVICIOS PRESTADOS A LAS EMPRESAS - SEGURIDAD Y SALUD EN EL TRABAJO | 4,200,000 | 0 | 0 | 0 | 0 | 4,200,000 | 0 | 1,500,000 | 0 | 0 | 1,400,000 | 2,900,000 | 1,300,000 | 1,300,000.00 |
| 2.1.2.02.02.008.07 | SERVICIOS PRESTADOS A LAS EMPRESAS - SERVICIOS TELECOMUNICACIONES | 108,000,000 | 0 | 0 | 0 | 0 | 108,000,000 | 4,098,126 | 8,117,997 | 7,868,732 | 5,633,566 | 10,945,916 | 36,664,337 | 71,335,663 | 71,335,663.00 |
| 2.1.2.02.02.008.07.01 | FIJO | 42,000,000 | 0 | 0 | 0 | 0 | 42,000,000 | 4,038,126 | 4,168,140 | 4,585,467 | 5,633,566 | 4,474,809 | 22,900,108 | 19,099,892 | 19,099,892.00 |
| 2.1.2.02.02.008.07.02 | INTERNET | 24,000,000 | 0 | 0 | 0 | 0 | 24,000,000 | 60,000 | 3,949,857 | 3,283,265 | 0 | 6,471,107 | 13,764,229 | 10,235,771 | 10,235,771.00 |
| 2.1.2.02.02.008.07.03 | MOVIL | 42,000,000 | 0 | 0 | 0 | 0 | 42,000,000 | 0 | 0 | 0 | 0 | 0 | 0 | 42,000,000 | 42,000,000.00 |
| 2.1.2.02.02.008.08 | SERVICIOS PRESTADOS A LAS EMPRESAS - CAPACITACION | 5,000,000 | 0 | 0 | 0 | 0 | 5,000,000 | 0 | 1,618,400 | 745,416 | 0 | 0 | 2,363,816 | 2,636,184 | 2,636,184.00 |
| 2.1.2.02.02.008.09 | SERVICIOS PRESTADOS A LAS EMPRESAS - BIENESTAR SOCIAL | 5,000,000 | 0 | 0 | 0 | 0 | 5,000,000 | 0 | 0 | 0 | 0 | 0 | 0 | 5,000,000 | 5,000,000.00 |
| 2.1.2.02.02.008.10 | SERVICIOS PRESTADOS A LAS EMPRESAS - IMPRESOS ADMINISTRATIVO | 3,000,000 | 0 | 0 | 0 | 0 | 3,000,000 | 0 | 2,000,000 | 0 | 0 | 0 | 2,000,000 | 1,000,000 | 1,000,000.00 |
| 2.1.2.02.02.008.11 | SERVICIOS PRESTADOS A LAS EMPRESAS - PUBLICACIONES | 3,000,000 | 0 | 0 | 0 | 2,000,000 | 1,000,000 | 0 | 0 | 0 | 0 | 0 | 0 | 1,000,000 | 1,000,000.00 |
| 2.1.2.02.02.008.12 | SERVICIOS PRESTADOS A LAS EMPRESAS - SERVICIOS EN TECNOLOGIAS DE LA INFORMACION TIC | 97,100,004 | 0 | 0 | 0 | 0 | 97,100,004 | 31,638,033 | 27,711,200 | 0 | 21,909,312 | 220,150 | 81,538,695 | 15,561,309 | 15,561,309.00 |
| 2.1.2.02.02.008.13 | SERVICIOS PRESTADOS A LAS EMPRESAS - OPERADOR EXTERNO PERSONAL ADMINISTRATIVO | 1,035,000,000 | 0 | 0 | 44,200,000 | 0 | 1,079,200,000 | 261,521,338 | 0 | 128,705,669 | 678,130,033 | 10,121,499 | 1,078,478,539 | 721,461 | 721,461.00 |
| 2.1.2.02.02.010 | VIATICOS DE LOS FUNCIONARIOS EN COMISION | 10,000,000 | 0 | 0 | 2,000,000 | 0 | 12,000,000 | 0 | 1,121,508 | 6,102,371 | 622,169 | 2,080,241 | 9,926,289 | 2,073,711 | 2,073,711.00 |
| 2.1.2.02.03 | GASTOS IMPREVISTOS | 10,000,000 | 0 | 0 | 5,000,000 | 6,200,000 | 8,800,000 | 1,250,000 | 1,607,034 | 0 | -108,800 | 1,579,650 | 4,327,884 | 4,472,116 | 4,472,115.80 |

EMPRESA SOCIAL DEL ESTADO BARRANCABERMEJA
EJECUCION DE GASTOS REGISTROS ACUMULADOS

Periodo comprendido entre: ENERO 01 DE 2023 y MAYO 31 DE 2023

| CODIGO PPTAL | DENOMINACION PPTAL | PPTO INICIAL | ADICIONES | REDUCCION | CREDITO | CONTRA CREDITOS | PPTO DEFINITIVO | ENERO | FEBRERO | MARZO | ABRIL | MAYO | COMPROMISOS ACUMULADOS | SALDO POR EJECUTAR | SALDO POR COMPROMETER |
|--------------------------|--|----------------|---------------|-----------|-------------|-----------------|-----------------|---------------|---------------|---------------|---------------|---------------|------------------------|--------------------|-----------------------|
| 2.1.2.09 | PASIVOS DE ADQUISICION DE BIENES Y SERVICIOS ADMINISTRATIVOS DE VIGENCIAS ANTERIORES | 20,000,000 | 489,926,447 | 0 | 0 | 0 | 509,926,447 | 5,000,000 | 191,757,502 | 0 | 0 | 0 | 196,757,502 | 313,168,945 | 313,168,945.00 |
| 2.1.2.09.01 | PASIVOS DE BIENES ADMINISTRATIVOS DE VIGENCIAS ANTERIORES | 0 | 281,908,788 | 0 | 0 | 0 | 281,908,788 | 0 | 13,127,109 | 0 | 0 | 0 | 13,127,109 | 268,781,679 | 268,781,679.00 |
| 2.1.2.09.02 | PASIVOS DE SERVICIOS ADMINISTRATIVOS DE VIGENCIAS ANTERIORES | 20,000,000 | 208,017,659 | 0 | 0 | 0 | 228,017,659 | 5,000,000 | 178,630,393 | 0 | 0 | 0 | 183,630,393 | 44,387,266 | 44,387,266.00 |
| 2.1.2.09.02.01 | PASIVOS DE SERVICIOS (DIFERENTE MANTENIMIENTO) ADMINISTRATIVOS DE VIGENCIAS ANTERIORES | 0 | 52,417,255 | 0 | 0 | 0 | 52,417,255 | 0 | 25,137,389 | 0 | 0 | 0 | 25,137,389 | 27,279,866 | 27,279,866.00 |
| 2.1.2.09.02.02 | PASIVOS DE SERVICIOS INDIRECTOS ADMINISTRATIVOS | 20,000,000 | 155,600,404 | 0 | 0 | 0 | 175,600,404 | 5,000,000 | 153,493,004 | 0 | 0 | 0 | 158,493,004 | 17,107,400 | 17,107,400.00 |
| 2.1.2.09.02.03 | OTROS PASIVOS DE SERVICIOS ADMINISTRATIVOS | 0 | 0 | 0 | 0 | 0 | 0 | 0 | 0 | 0 | 0 | 0 | 0 | 0 | 0.00 |
| 2.1.3 | TRANSFERENCIAS CORRIENTES | 0 | 40,000,000 | 0 | 0 | 0 | 40,000,000 | 0 | 0 | 0 | 0 | 0 | 0 | 40,000,000 | 40,000,000.00 |
| 2.1.3.13 | SENTENCIAS Y CONCILIACIONES | 0 | 40,000,000 | 0 | 0 | 0 | 40,000,000 | 0 | 0 | 0 | 0 | 0 | 0 | 40,000,000 | 40,000,000.00 |
| 2.1.3.13.01 | FALLOS NACIONALES | 0 | 0 | 0 | 0 | 0 | 0 | 0 | 0 | 0 | 0 | 0 | 0 | 0 | 0.00 |
| 2.1.3.13.01.001 | SENTENCIAS | 0 | 0 | 0 | 0 | 0 | 0 | 0 | 0 | 0 | 0 | 0 | 0 | 0 | 0.00 |
| 2.1.3.13.01.002 | CONCILIACIONES | 0 | 0 | 0 | 0 | 0 | 0 | 0 | 0 | 0 | 0 | 0 | 0 | 0 | 0.00 |
| 2.1.3.13.09 | PASIVOS DE TRANSFERENCIAS CORRIENTES DE VIGENCIAS ANTERIORES | 0 | 40,000,000 | 0 | 0 | 0 | 40,000,000 | 0 | 0 | 0 | 0 | 0 | 0 | 40,000,000 | 40,000,000.00 |
| 2.1.8 | GASTOS POR TRIBUTOS, TASAS, CONTRIBUCIONES, MULTAS, SANCIONES E INTERESES DE MORA | 58,000,000 | 880,550,160 | 0 | 7,824,000 | 0 | 946,374,160 | 33,776,794 | 0 | 6,191,626 | 0 | 0 | 39,968,420 | 906,405,740 | 906,405,740.19 |
| 2.1.8.01 | IMPUESTOS | 0 | 0 | 0 | 0 | 0 | 0 | 0 | 0 | 0 | 0 | 0 | 0 | 0 | 0.00 |
| 2.1.8.01.52 | IMPUESTO PREDIAL Y OTROS | 0 | 0 | 0 | 0 | 0 | 0 | 0 | 0 | 0 | 0 | 0 | 0 | 0 | 0.00 |
| 2.1.8.02 | Estampillas | 0 | 0 | 0 | 1,230,000 | 0 | 1,230,000 | 0 | 0 | 1,229,746 | 0 | 0 | 1,229,746 | 254 | 254.00 |
| 2.1.8.03 | Tasas y derechos administrativos | 0 | 0 | 0 | 4,970,000 | 0 | 4,970,000 | 0 | 0 | 4,961,880 | 0 | 0 | 4,961,880 | 8,120 | 8,120.19 |
| 2.1.8.04 | CONTRIBUCIONES | 18,000,000 | 0 | 0 | 1,624,000 | 0 | 19,624,000 | 0 | 0 | 0 | 0 | 0 | 0 | 19,624,000 | 19,624,000.00 |
| 2.1.8.04.07 | CONTRIBUCION DE VIGILANCIA - SUPERINTENDENCIA NACIONAL DE SALUD | 18,000,000 | 0 | 0 | 0 | 0 | 18,000,000 | 0 | 0 | 0 | 0 | 0 | 0 | 18,000,000 | 18,000,000.00 |
| 2.1.8.04.10 | Contribución a RTVC y organizaciones regionales de televisión y radiodifusión | 0 | 0 | 0 | 1,624,000 | 0 | 1,624,000 | 0 | 0 | 0 | 0 | 0 | 0 | 1,624,000 | 1,624,000.00 |
| 2.1.8.09 | PASIVOS POR TRIBUTOS, TASAS, CONTRIBUCIONES DE VIGENCIA ANTERIORES | 40,000,000 | 880,550,160 | 0 | 0 | 0 | 920,550,160 | 33,776,794 | 0 | 0 | 0 | 0 | 33,776,794 | 886,773,366 | 886,773,366.00 |
| 2.3 | INVERSION | 0 | 4,132,773,370 | 0 | 0 | 0 | 4,132,773,370 | 0 | 14,893,992 | 0 | 4,042,726,506 | 0 | 4,057,620,498 | 0 | 75,152,872.00 |
| 2.3.2 | ADQUISICION DE BIENES Y SERVICIOS | 0 | 4,132,773,370 | 0 | 0 | 0 | 4,132,773,370 | 0 | 14,893,992 | 0 | 4,042,726,506 | 0 | 4,057,620,498 | 0 | 75,152,872.00 |
| 2.3.2.01 | ADQUISICION DE ACTIVOS NO FINANCIEROS | 0 | 0 | 0 | 0 | 0 | 0 | 0 | 0 | 0 | 0 | 0 | 0 | 0 | 0.00 |
| 2.3.2.01.01 | ACTIVOS FIJOS | 0 | 0 | 0 | 0 | 0 | 0 | 0 | 0 | 0 | 0 | 0 | 0 | 0 | 0.00 |
| 2.3.2.01.01.003 | MAQUINARIA Y EQUIPO | 0 | 0 | 0 | 0 | 0 | 0 | 0 | 0 | 0 | 0 | 0 | 0 | 0 | 0.00 |
| 2.3.2.01.01.003.06 | Aparatos medicos, instrumentos Ópticos y de precision, relojes | 0 | 0 | 0 | 0 | 0 | 0 | 0 | 0 | 0 | 0 | 0 | 0 | 0 | 0.00 |
| 2.3.2.01.01.003.06.01 | Aparatos medicos, quirurgicos, laboratorio y odontologicos | 0 | 0 | 0 | 0 | 0 | 0 | 0 | 0 | 0 | 0 | 0 | 0 | 0 | 0.00 |
| 2.3.2.01.01.004 | ACTIVOS FIJOS NO CLASIFICADOS COMO MAQUINARIA Y EQUIPO | 0 | 0 | 0 | 0 | 0 | 0 | 0 | 0 | 0 | 0 | 0 | 0 | 0 | 0.00 |
| 2.3.2.01.01.004.01 | MUEBLES, INSTRUMENTOS MUSICALES, ARTICULOS DE DEPORTE Y ANTIGUEDADES | 0 | 0 | 0 | 0 | 0 | 0 | 0 | 0 | 0 | 0 | 0 | 0 | 0 | 0.00 |
| 2.3.2.01.01.004.01.01 | MUEBLES | 0 | 0 | 0 | 0 | 0 | 0 | 0 | 0 | 0 | 0 | 0 | 0 | 0 | 0.00 |
| 2.3.2.01.01.004.01.01.02 | MUEBLES DEL TIPO UTILIZADO EN LA OFICINA | 0 | 0 | 0 | 0 | 0 | 0 | 0 | 0 | 0 | 0 | 0 | 0 | 0 | 0.00 |
| 2.3.2.01.01.004.01.01.04 | OTROS MUEBLES N.C.P. | 0 | 0 | 0 | 0 | 0 | 0 | 0 | 0 | 0 | 0 | 0 | 0 | 0 | 0.00 |
| 2.3.2.02 | ADQUISICIONES DIFERENTES DE ACTIVOS | 0 | 4,117,879,378 | 0 | 0 | 0 | 4,117,879,378 | 0 | 0 | 0 | 4,042,726,506 | 0 | 4,042,726,506 | 0 | 75,152,872.00 |
| 2.3.2.02.02 | ADQUISICION DE SERVICIOS | 0 | 4,117,879,378 | 0 | 0 | 0 | 4,117,879,378 | 0 | 0 | 0 | 4,042,726,506 | 0 | 4,042,726,506 | 0 | 75,152,872.00 |
| 2.3.2.02.02.005 | CONSTRUCCION Y SERVICIOS DE LA CONSTRUCCION | 0 | 4,117,879,378 | 0 | 0 | 0 | 4,117,879,378 | 0 | 0 | 0 | 4,042,726,506 | 0 | 4,042,726,506 | 0 | 75,152,872.00 |
| 2.3.2.02.02.005.01 | SERVICIOS DE CONSTRUCCION | 0 | 4,117,879,378 | 0 | 0 | 0 | 4,117,879,378 | 0 | 0 | 0 | 4,042,726,506 | 0 | 4,042,726,506 | 0 | 75,152,872.00 |
| 2.3.2.02.02.008 | SERVICIOS PRESTADOS A LAS EMPRESAS Y SERVICIOS DE PRODUCCION. | 0 | 0 | 0 | 0 | 0 | 0 | 0 | 0 | 0 | 0 | 0 | 0 | 0 | 0.00 |
| 2.3.2.02.02.008.01 | SERVICIOS DE INTERVENTORIA | 0 | 0 | 0 | 0 | 0 | 0 | 0 | 0 | 0 | 0 | 0 | 0 | 0 | 0.00 |
| 2.3.2.09 | PASIVOS DE INVERSION DE VIGENCIAS ANTERIORES | 0 | 14,893,992 | 0 | 0 | 0 | 14,893,992 | 0 | 14,893,992 | 0 | 0 | 0 | 14,893,992 | 0 | 0.00 |
| 2.4 | GASTOS DE OPERACION COMERCIAL | 13,643,745,168 | 2,322,784,757 | 0 | 778,288,173 | 778,288,173 | 15,966,529,525 | 2,764,886,842 | 2,003,347,996 | 1,518,277,371 | 1,576,447,788 | 2,904,247,356 | 10,767,207,354 | 5,008,126,612 | 5,199,322,570.62 |
| 2.4.1 | GASTOS DE PERSONAL | 4,182,569,168 | 296,386,068 | 0 | 0 | 0 | 4,478,955,236 | 355,594,053 | 600,977,481 | 251,793,395 | 229,092,413 | 253,225,776 | 1,690,683,118 | 2,788,272,118 | 2,788,272,117.94 |
| 2.4.1.01 | PLANTA DE PERSONAL PERMANENTE | 4,182,569,168 | 296,386,068 | 0 | 0 | 0 | 4,478,955,236 | 355,594,053 | 600,977,481 | 251,793,395 | 229,092,413 | 253,225,776 | 1,690,683,118 | 2,788,272,118 | 2,788,272,117.94 |
| 2.4.1.01.01 | FACTORES CONSTITUTIVOS DE SALARIO | 2,811,142,495 | 0 | 0 | 0 | 0 | 2,811,142,495 | 176,092,647 | 203,121,208 | 191,468,894 | 170,906,004 | 184,894,186 | 926,482,939 | 1,884,659,556 | 1,884,659,556.24 |

EMPRESA SOCIAL DEL ESTADO BARRANCABERMEJA
EJECUCION DE GASTOS REGISTROS ACUMULADOS

Periodo comprendido entre: ENERO 01 DE 2023 y MAYO 31 DE 2023

| CODIGO PPTAL | DENOMINACION PPTAL | PPTO INICIAL | ADICIONES | REDUCCION | CREDITO | CONTRA CREDITOS | PPTO DEFINITIVO | ENERO | FEBRERO | MARZO | ABRIL | MAYO | COMPROMISOS ACUMULADOS | SALDO POR EJECUTAR | SALDO POR COMPROMETER |
|--------------------|--|---------------|---------------|-----------|-------------|-----------------|-----------------|---------------|---------------|---------------|---------------|---------------|------------------------|--------------------|-----------------------|
| 2.4.1.01.001 | FACTORES SALARIALES COMUNES | 2,811,142,495 | 0 | 0 | 0 | 0 | 2,811,142,495 | 176,092,647 | 203,121,208 | 191,468,894 | 170,906,004 | 184,894,186 | 926,482,939 | 1,884,659,556 | 1,884,659,556.24 |
| 2.4.1.01.001.01 | SUELDO BASICO - ASISTENCIAL | 2,285,503,776 | 0 | 0 | 0 | 0 | 2,285,503,776 | 158,729,884 | 163,488,713 | 175,363,648 | 168,437,031 | 172,917,134 | 838,936,410 | 1,446,567,366 | 1,446,567,366.00 |
| 2.4.1.01.001.02 | HORAS EXTRAS, DOMINICALES, FESTIVOS Y RECARGOS | 0 | 0 | 0 | 0 | 0 | 0 | 0 | 0 | 0 | 0 | 0 | 0 | 0 | 0.00 |
| 2.4.1.01.001.04 | SUBSIDIO DE ALIMENTACION - ASISTENCIAL | 12,143,196 | 0 | 0 | 0 | 0 | 12,143,196 | 911,787 | 882,688 | 945,737 | 945,737 | 880,263 | 4,566,212 | 7,576,984 | 7,576,984.00 |
| 2.4.1.01.001.05 | AUXILIO DE TRANSPORTE - ASISTENCIAL | 19,558,350 | 0 | 0 | 0 | 0 | 19,558,350 | 1,468,556 | 1,421,687 | 1,523,236 | 1,523,236 | 1,417,782 | 7,354,497 | 12,203,853 | 12,203,853.24 |
| 2.4.1.01.001.06 | PRIMA DE SERVICIO - ASISTENCIAL | 103,278,534 | 0 | 0 | 0 | 0 | 103,278,534 | 4,781,220 | 972,883 | 0 | 0 | 0 | 5,754,103 | 97,524,431 | 97,524,431.00 |
| 2.4.1.01.001.07 | BONIFICACION POR SERVICIOS PRESTADOS - ASISTENCIAL | 70,620,873 | 0 | 0 | 0 | 0 | 70,620,873 | 6,051,416 | 12,375,368 | 5,183,103 | 0 | 4,063,372 | 27,673,259 | 42,947,614 | 42,947,614.00 |
| 2.4.1.01.001.08 | PRESTACIONES SOCIALES - ASISTENCIAL | 320,037,766 | 0 | 0 | 0 | 0 | 320,037,766 | 8,931,004 | 20,171,532 | 7,480,287 | 0 | 5,615,635 | 42,198,458 | 277,839,308 | 277,839,308.00 |
| 2.4.1.01.001.08.01 | PRIMA DE NAVIDAD - ASISTENCIAL | 216,241,737 | 0 | 0 | 0 | 0 | 216,241,737 | 0 | 1,821,417 | 0 | 0 | 0 | 1,821,417 | 214,420,320 | 214,420,320.00 |
| 2.4.1.01.001.08.02 | PRIMA DE VACACIONES - ASISTENCIAL | 103,796,029 | 0 | 0 | 0 | 0 | 103,796,029 | 8,931,004 | 18,350,115 | 7,480,287 | 0 | 5,615,635 | 40,377,041 | 63,418,988 | 63,418,988.00 |
| 2.4.1.01.02 | CONTRIBUCIONES INHERENTES A LA NOMINA - ASISTENCIAL | 1,088,495,255 | 0 | 0 | 0 | 0 | 1,088,495,255 | 59,575,931 | 64,804,957 | 49,623,536 | 58,186,409 | 59,345,639 | 291,536,472 | 796,958,783 | 796,958,782.50 |
| 2.4.1.01.02.001 | APORTES A LA SEGURIDAD SOCIAL EN PENSIONES - ASISTENCIAL | 304,807,244 | 0 | 0 | 0 | 0 | 304,807,244 | 22,314,375 | 22,839,375 | 12,360,675 | 21,906,075 | 22,422,275 | 101,842,775 | 202,964,469 | 202,964,468.68 |
| 2.4.1.01.02.002 | APORTES A LA SEGURIDAD SOCIAL EN SALUD - ASISTENCIAL | 215,905,131 | 0 | 0 | 0 | 0 | 215,905,131 | 15,800,956 | 16,171,084 | 15,619,158 | 15,272,534 | 15,641,464 | 78,505,196 | 137,399,935 | 137,399,934.94 |
| 2.4.1.01.02.003 | APORTES DE CESANTIAS - ASISTENCIAL | 262,373,290 | 0 | 0 | 0 | 0 | 262,373,290 | 0 | 1,845,698 | 504,603 | 0 | 0 | 2,350,301 | 260,022,989 | 260,022,988.92 |
| 2.4.1.01.02.004 | APORTES A CAJAS DE COMPENSACION FAMILIAR - ASISTENCIAL | 109,885,398 | 0 | 0 | 0 | 0 | 109,885,398 | 7,781,500 | 8,769,000 | 7,474,300 | 7,537,700 | 7,570,200 | 39,132,700 | 70,752,698 | 70,752,698.00 |
| 2.4.1.01.02.005 | APORTES GENERALES AL SISTEMA DE RIESGOS LABORALES - ASISTENCIAL | 58,167,446 | 0 | 0 | 0 | 0 | 58,167,446 | 3,950,100 | 4,216,600 | 4,319,500 | 4,045,700 | 4,246,900 | 20,778,800 | 37,388,646 | 37,388,645.96 |
| 2.4.1.01.02.006 | APORTES AL ICBF - ASISTENCIAL | 82,414,049 | 0 | 0 | 0 | 0 | 82,414,049 | 5,836,800 | 6,577,200 | 5,606,300 | 5,653,800 | 5,678,000 | 29,352,100 | 53,061,949 | 53,061,949.00 |
| 2.4.1.01.02.007 | APORTES AL SENA - ASISTENCIAL | 54,942,697 | 0 | 0 | 0 | 0 | 54,942,697 | 3,892,200 | 4,386,000 | 3,739,000 | 3,770,600 | 3,786,800 | 19,574,600 | 35,368,097 | 35,368,097.00 |
| 2.4.1.01.03 | REMUNERACIONES NO CONSTITUTIVAS DE FACTOR SALARIAL - ASISTENCIAL | 164,931,418 | 0 | 0 | 0 | 0 | 164,931,418 | 12,789,759 | 27,504,356 | 10,700,965 | 0 | 8,985,951 | 59,981,031 | 104,950,387 | 104,950,387.20 |
| 2.4.1.01.03.001 | PRESTACIONES SOCIALES - ASISTENCIAL | 164,931,418 | 0 | 0 | 0 | 0 | 164,931,418 | 12,789,759 | 27,504,356 | 10,700,965 | 0 | 8,985,951 | 59,981,031 | 104,950,387 | 104,950,387.20 |
| 2.4.1.01.03.001.01 | VACACIONES - ASISTENCIAL | 152,234,175 | 0 | 0 | 0 | 0 | 152,234,175 | 11,692,560 | 25,147,148 | 9,766,895 | 0 | 8,318,349 | 54,924,952 | 97,309,223 | 97,309,223.00 |
| 2.4.1.01.03.001.02 | INDEMNIZACION POR VACACIONES - ASISTENCIAL | 0 | 0 | 0 | 0 | 0 | 0 | 0 | 0 | 0 | 0 | 0 | 0 | 0 | 0.00 |
| 2.4.1.01.03.001.03 | BONIFICACION ESPECIAL DE RECREACION - ASISTENCIAL | 12,697,243 | 0 | 0 | 0 | 0 | 12,697,243 | 1,097,199 | 2,357,208 | 934,070 | 0 | 667,602 | 5,056,079 | 7,641,164 | 7,641,164.20 |
| 2.4.1.01.09 | PASIVOS LABORALES ASISTENCIAL DE VICENCIAS ANTERIORES | 118,000,000 | 296,386,068 | 0 | 0 | 0 | 414,386,068 | 107,135,716 | 305,546,960 | 0 | 0 | 0 | 412,682,676 | 1,703,392 | 1,703,392.00 |
| 2.4.5 | GASTOS DE COMERCIALIZACION Y PRODUCCION | 9,461,176,000 | 2,026,398,689 | 0 | 778,288,173 | 778,288,173 | 11,487,574,689 | 2,409,292,789 | 1,402,370,515 | 1,266,483,976 | 1,347,355,375 | 2,651,021,580 | 9,076,524,236 | 2,219,854,494 | 2,411,050,452.68 |
| 2.4.5.01 | MATERIALES Y SUMINISTROS | 1,972,000,000 | 380,000,000 | 0 | 266,451,000 | 95,451,000 | 2,523,000,000 | 358,897,597 | 116,723,579 | 387,453,873 | 316,524,279 | 313,036,491 | 1,492,635,819 | 924,674,181 | 1,030,364,180.88 |
| 2.4.5.01.01 | MINERALES; ELECTRICIDAD, GAS Y AGUA | 464,000,000 | 0 | 0 | 0 | 0 | 464,000,000 | 32,409,267 | 41,723,579 | 37,888,856 | 39,722,279 | 39,246,076 | 190,990,057 | 273,009,943 | 273,009,943.00 |
| 2.4.5.01.01.001 | ELECTRICIDAD | 440,000,000 | 0 | 0 | 0 | 0 | 440,000,000 | 30,000,000 | 39,191,061 | 35,000,000 | 37,000,000 | 37,000,000 | 178,191,061 | 261,808,939 | 261,808,939.00 |
| 2.4.5.01.01.002 | AGUA | 24,000,000 | 0 | 0 | 0 | 0 | 24,000,000 | 2,409,267 | 2,532,518 | 2,888,856 | 2,722,279 | 2,246,076 | 12,798,996 | 11,201,004 | 11,201,004.00 |
| 2.4.5.01.02 | PRODUCTOS ALIMENTICIOS, BEBIDAS Y TABACO; TEXTILES, PRENDAS DE VESTIR Y PRODUCTOS DE CUERO | 0 | 0 | 0 | 0 | 0 | 0 | 0 | 0 | 0 | 0 | 0 | 0 | 0 | 0.00 |
| 2.4.5.01.02.001 | DOTACION | 0 | 0 | 0 | 0 | 0 | 0 | 0 | 0 | 0 | 0 | 0 | 0 | 0 | 0.00 |
| 2.4.5.01.03 | OTROS BIENES TRANSPORTABLES (EXCEPTO PRODUCTOS METALICOS, MAQUINARIA Y EQUIPO) | 1,493,000,000 | 100,000,000 | 0 | 193,451,000 | 18,000,000 | 1,768,451,000 | 326,488,330 | 75,000,000 | 349,565,017 | 139,000,000 | 121,067,600 | 1,011,120,947 | 651,640,053 | 757,330,052.88 |
| 2.4.5.01.03.001 | OTROS BIENES TRANSPORTABLES - MEDICAMENTOS | 540,000,000 | 0 | 0 | 0 | 0 | 540,000,000 | 110,000,000 | 0 | 56,114,017 | 130,000,000 | 1,795,320 | 297,909,337 | 177,099,663 | 242,090,662.88 |
| 2.4.5.01.03.002 | OTROS BIENES TRANSPORTABLES - MATERIAL MEDICO QUIRURGICO | 180,000,000 | 0 | 0 | 0 | 0 | 180,000,000 | 0 | 0 | 72,000,000 | 0 | 0 | 72,000,000 | 108,000,000 | 108,000,000.00 |
| 2.4.5.01.03.003 | OTROS BIENES TRANSPORTABLES - MATERIAL DE ODONTOLOGIA | 90,000,000 | 0 | 0 | 0 | 0 | 90,000,000 | 60,000,000 | 0 | 0 | 0 | 0 | 60,000,000 | 0 | 30,000,000.00 |
| 2.4.5.01.03.004 | OTROS BIENES TRANSPORTABLES - MATERIAL PARA LABORATORIO | 264,000,000 | 100,000,000 | 0 | 0 | 0 | 364,000,000 | 0 | 0 | 105,000,000 | 0 | 0 | 105,000,000 | 259,000,000 | 259,000,000.00 |
| 2.4.5.01.03.005 | OTROS BIENES TRANSPORTABLES - GASES MEDICINALES-OXIGENO | 12,000,000 | 0 | 0 | 0 | 0 | 12,000,000 | 0 | 0 | 0 | 9,000,000 | 0 | 9,000,000 | 3,000,000 | 3,000,000.00 |
| 2.4.5.01.03.006 | OTROS BIENES TRANSPORTABLES -MATERIALES-ASISTENCIAL | 183,600,000 | 0 | 0 | 0 | 15,000,000 | 168,600,000 | 90,400,000 | 32,000,000 | 0 | 0 | 0 | 122,400,000 | 46,200,000 | 46,200,000.00 |
| 2.4.5.01.03.007 | OTROS BIENES TRANSPORTABLES - MANTENIMIENTO HOSPITALARIO BIENES - ASISTENCIAL | 156,000,000 | 0 | 0 | 0 | 0 | 156,000,000 | 44,488,330 | 43,000,000 | 12,000,000 | 0 | 3,639,980 | 103,128,310 | 42,181,690 | 52,871,690.00 |
| 2.4.5.01.03.008 | OTROS BIENES TRANSPORTABLES - SEGURIDAD Y SALUD EN EL TRABAJO-ASISTENCIAL | 5,000,000 | 0 | 0 | 0 | 0 | 5,000,000 | 0 | 0 | 0 | 0 | 0 | 0 | 5,000,000 | 5,000,000.00 |
| 2.4.5.01.03.009 | OTROS BIENES TRANSPORTABLES - COMBUSTIBLE-ASISTENCIAL | 32,400,000 | 0 | 0 | 0 | 0 | 32,400,000 | 21,600,000 | 0 | 0 | 0 | 0 | 21,600,000 | 10,800,000 | 10,800,000.00 |
| 2.4.5.01.03.010 | OTROS BIENES TRANSPORTABLES -MUEBLES | 30,000,000 | 0 | 0 | 193,451,000 | 3,000,000 | 220,451,000 | 0 | 0 | 104,451,000 | 0 | 115,632,300 | 220,083,300 | 367,700 | 367,700.00 |

EMPRESA SOCIAL DEL ESTADO BARANACABERMEJA
EJECUCION DE GASTOS REGISTROS ACUMULADOS

Periodo comprendido entre: ENERO 01 DE 2023 Y MAYO 31 DE 2023

| CODIGO PPTAL | DENOMINACION PPTAL | PPTO INICIAL | ADICIONES | REDUCCION | CREDITO | CREDITOS | CONTRA DEFINITIVO | ENERO | FEBRERO | MARZO | ABRIL | MAYO | COMPROMISOS ACUMULADOS | SALDO POR EJECUTAR | SALDO POR COMPROMETER |
|-----------------------|--|---------------|-------------|-----------|-------------|---------------|-------------------|---------------|-------------|---------------|---------------|---------------|------------------------|--------------------|-----------------------|
| 2.4.5.01.04 | PRODUCTOS METALICOS, MAQUINARIA Y EQUIPO INSTRUMENTAL MEDICO QUIRURGICO | 15,000,000 | 280,000,000 | 0 | 73,000,000 | 77,451,000 | 290,549,000 | 0 | 0 | 0 | 137,802,000 | 152,722,815 | 290,524,815 | 24,185 | 24,185,000 |
| 2.4.5.02 | ADQUISICION DE SERVICIOS | 7,219,176,000 | 836,006,539 | 0 | 354,100,000 | 7,884,187,559 | 1,989,806,399 | 298,927,031 | 892,888,093 | 1,026,286,876 | 2,337,985,089 | 6,545,893,488 | 1,252,783,112 | 1,338,289,071,20 | 1,338,289,071,20 |
| 2.4.5.02.06 | Comercio y distribución; alojamiento; servicios de suministro de comidas y bebidas; servicios de transporte; y servicios de distribución de electricidad, gas y agua | 0 | 18,000,000 | 0 | 3,000,000 | 3,000,000 | 3,000,000 | 0 | 0 | 0 | 14,003,900 | 17,003,900 | 14,003,900 | 0 | 996,100,000 |
| 2.4.5.02.06.001 | SERVICIOS DE TRANSPORTE | 0 | 0 | 0 | 0 | 0 | 0 | 0 | 0 | 0 | 0 | 0 | 0 | 0 | 996,100,000 |
| 2.4.5.02.06.002 | Servicios de suministro de comidas y bebidas | 0 | 15,000,000 | 0 | 15,000,000 | 15,000,000 | 15,000,000 | 0 | 0 | 0 | 0 | 0 | 0 | 0 | 0 |
| 2.4.5.02.07 | SERVICIOS FINANCIEROS Y SERVICIOS CONEXOS; SERVICIOS INMOBILIARIOS Y SERVICIOS DE ARRENDAMIENTO Y LEASING | 157,008,000 | 0 | 0 | 157,008,000 | 55,007,815 | 35,714,640 | 55,898,080 | 0 | 0 | 0 | 0 | 146,650,535 | 10,387,465 | 10,387,465,000 |
| 2.4.5.02.07.001 | SERVICIOS DE SEGUROS-ASISTENCIAL | 60,000,000 | 0 | 0 | 60,000,000 | 49,681,282 | 0 | 0 | 0 | 0 | 0 | 0 | 49,681,282 | 10,318,718 | 10,318,718,000 |
| 2.4.5.02.07.002 | SERVICIOS DE ARRENDAMIENTO DE TRANSPORTE-ASISTENCIAL | 97,008,000 | 0 | 0 | 97,008,000 | 5,326,533 | 35,714,640 | 55,898,080 | 0 | 0 | 0 | 0 | 96,939,253 | 68,747,000 | 68,747,000,000 |
| 2.4.5.02.08.001 | SERVICIOS PRESTADOS A LAS EMPRESAS - VIGILANCIA | 616,500,000 | 0 | 0 | 616,500,000 | 68,463,016 | 134,383,261 | 50,570,424 | 74,666,938 | 29,866,775 | 357,950,414 | 357,950,414 | 208,771,627 | 258,549,586,000 | 258,549,586,000,000 |
| 2.4.5.02.08.002 | SERVICIOS PRESTADOS A LAS EMPRESAS - LAVANDERIA | 400,000,000 | 0 | 0 | 400,000,000 | 87,000,000 | 43,500,000 | 43,500,000 | 0 | 0 | 0 | 0 | 187,050,000 | 183,950,000 | 212,950,000,000 |
| 2.4.5.02.08.003 | SERVICIOS DE PRODUCCION - MANTENIMIENTO HOSPITALARIO SERVICIOS - ASISTENCIAL | 96,000,000 | 244,000,000 | 0 | 96,000,000 | 291,328,996 | 35,629,960 | 42,355,000 | 105,000,000 | -15,000 | 35,944,700 | 218,914,660 | 72,414,336,22 | 72,414,336,22 | 72,414,336,220,000 |
| 2.4.5.02.08.005 | SERVICIOS PRESTADOS A LAS EMPRESAS - SERVICIOS TELECOMUNICACIONES | 50,400,000 | 0 | 0 | 50,400,000 | 1,978,837 | 7,174,130 | 7,064,203 | 2,665,003 | 9,444,514 | 28,326,887 | 22,073,313 | 22,073,313 | 22,073,313,000 | 22,073,313,000,000 |
| 2.4.5.02.08.005.01 | FTO | 3,600,000 | 0 | 0 | 3,600,000 | 787,067 | 0 | 0 | 0 | 0 | 0 | 0 | 457,410 | 2,355,523 | 2,355,523,000 |
| 2.4.5.02.08.005.02 | INTERNET | 42,000,000 | 0 | 0 | 42,000,000 | 1,547,000 | 6,346,073 | 6,158,071 | 2,195,176 | 7,964,776 | 24,211,096 | 17,788,904 | 17,788,904 | 17,788,904,000 | 17,788,904,000,000 |
| 2.4.5.02.08.005.03 | SERVICIOS PRESTADOS A LAS EMPRESAS - MOVIL | 4,800,000 | 0 | 0 | 4,800,000 | 431,837 | 40,990 | 906,132 | 469,827 | 1,022,328 | 2,871,114 | 1,928,886 | 1,928,886 | 1,928,886,000 | 1,928,886,000,000 |
| 2.4.5.02.08.006 | SERVICIOS PRESTADOS A LAS EMPRESAS - BIENESTAR SOCIAL | 5,000,000 | 0 | 0 | 5,000,000 | 0 | 0 | 0 | 0 | 0 | 0 | 0 | 0 | 5,000,000,000 | 5,000,000,000,000 |
| 2.4.5.02.08.007 | SERVICIOS PRESTADOS A LAS EMPRESAS - BIENESTAR SOCIAL | 5,000,000 | 0 | 0 | 5,000,000 | 0 | 0 | 0 | 0 | 0 | 0 | 0 | 0 | 5,000,000,000 | 5,000,000,000,000 |
| 2.4.5.02.08.008 | SERVICIOS PRESTADOS A LAS EMPRESAS - IMPRESOS ASISTENCIAL | 93,000,000 | 0 | 0 | 93,000,000 | 0 | 0 | 200,000 | 0 | 0 | 26,189,364 | 88,389,364 | 4,610,636 | 4,610,636,000 | 4,610,636,000,000 |
| 2.4.5.02.08.009 | SERVICIOS PRESTADOS A LAS EMPRESAS - PUBLICACIONES | 100,000,000 | 0 | 0 | 100,000,000 | 0 | 0 | 0 | 0 | 0 | 58,521,565 | 58,521,565 | 41,478,435 | 41,478,435,000 | 41,478,435,000,000 |
| 2.4.5.02.08.010 | SERVICIOS PRESTADOS A LAS EMPRESAS - SEGURIDAD Y SALUD EN EL TRABAJO | 6,000,000 | 0 | 0 | 1,300,000 | 7,300,000 | 5,300,000 | 0 | 0 | 0 | 2,000,000 | 7,300,000 | 0 | 0 | 0,000,000,000 |
| 2.4.5.02.08.011 | SERVICIOS PRESTADOS A LAS EMPRESAS - Servicios de tecnologías de la información TIC | 5,000,000 | 0 | 0 | 5,000,000 | 0 | 0 | 0 | 0 | 0 | 0 | 0 | 0 | 5,000,000,000 | 5,000,000,000,000 |
| 2.4.5.02.08.012 | SERVICIOS PRESTADOS A LAS EMPRESAS - TRATAMIENTO Y RECOLECCION DE DESCHOS | 18,000,000 | 0 | 0 | 18,000,000 | 0 | 0 | 0 | 0 | 0 | 0 | 0 | 0 | 6,000,000,000 | 6,000,000,000,000 |
| 2.4.5.02.08.013 | SERVICIOS PARA LA COMUNIDAD, SOCIALES Y OTRAS ENTIDADES | 0 | 0 | 0 | 205,000,000 | 0 | 205,000,000 | 0 | 0 | 0 | 204,237,900 | 0 | 204,237,900 | 762,100,000 | 762,100,000,000 |
| 2.4.5.02.09 | PERSONALES | 5,420,268,000 | 788,677,563 | 0 | 129,800,000 | 5,251,000,000 | 5,813,645,563 | 1,682,726,771 | 630,655,386 | 687,228,135 | 2,162,918,629 | 5,163,528,921 | 643,388,642 | 650,116,641,98 | 650,116,641,980,000 |
| 2.4.5.02.09.931 | SERVICIOS DE SALUD HUMANA | 5,420,268,000 | 788,677,563 | 0 | 129,800,000 | 5,251,000,000 | 5,813,645,563 | 1,682,726,771 | 630,655,386 | 687,228,135 | 2,162,918,629 | 5,163,528,921 | 643,388,642 | 650,116,641,98 | 650,116,641,980,000 |
| 2.4.5.02.09.931.01 | SERVICIOS DE SALUD HUMANA - OPERADOR EXTERNO PERSONAL ASISTENCIAL | 4,689,000,000 | 788,677,563 | 0 | 475,100,000 | 5,002,577,563 | 1,507,726,771 | 384,096,866 | 641,619,255 | 2,080,572,816 | 4,614,015,708 | 388,561,855 | 388,561,855 | 388,561,854,98 | 388,561,854,980,000 |
| 2.4.5.02.09.931.02 | SERVICIOS DE SALUD HUMANA - PERSONAL DE PIC | 317,868,000 | 0 | 0 | 79,800,000 | 397,668,000 | 45,608,880 | 80,845,813 | 45,608,880 | 80,845,813 | 364,013,213 | 26,926,787 | 33,654,787,000 | 33,654,787,000,000 | 33,654,787,000,000 |
| 2.4.5.02.09.931.02.01 | HONORARIOS PIC - ASISTENCIAL | 271,848,000 | 0 | 0 | 62,000,000 | 333,848,000 | 203,064,960 | 42,050,000 | 203,064,960 | 42,050,000 | 71,948,613 | 10,056,427 | 16,784,427,000 | 16,784,427,000,000 | 16,784,427,000,000 |
| 2.4.5.02.09.931.02.02 | SERVICIOS DE SALUD HUMANA - PERSONAL DE APS | 46,020,000 | 0 | 0 | 17,800,000 | 63,820,000 | 34,493,560 | 3,558,880 | 8,897,200 | 46,949,640 | 16,870,360 | 16,870,360 | 16,870,360,000 | 16,870,360,000,000 | 16,870,360,000,000 |
| 2.4.5.02.09.931.03 | HONORARIOS APS - ASISTENCIAL | 0 | 0 | 0 | 0 | 0 | 0 | 0 | 0 | 0 | 0 | 0 | 0 | 0,000,000,000 | 0,000,000,000,000 |
| 2.4.5.02.09.931.03.01 | HONORARIOS APS - ASISTENCIAL | 0 | 0 | 0 | 0 | 0 | 0 | 0 | 0 | 0 | 0 | 0 | 0 | 0,000,000,000 | 0,000,000,000,000 |
| 2.4.5.02.09.931.04 | SERVICIOS DE SALUD HUMANA - SERVICIOS ESPECIALIZADOS ASISTENCIAL | 413,400,000 | 50,000,000 | 0 | 50,000,000 | 413,400,000 | 175,000,000 | 9,000,000 | 0 | 0 | 1,500,000 | 185,500,000 | 227,900,000 | 227,900,000,000 | 227,900,000,000,000 |
| 2.4.5.02.09.931.04.01 | IMAGENOLOGIA | 17,400,000 | 0 | 0 | 50,000,000 | 67,400,000 | 56,000,000 | 0 | 0 | 0 | 1,500,000 | 66,500,000 | 900,000,000 | 900,000,000,000 | 900,000,000,000,000 |

EMPRESA SOCIAL DEL ESTADO BARRANCABERMEJA
EJECUCION DE GASTOS REGISTROS ACUMULADOS

Periodo comprendido entre: ENERO 01 DE 2023 y MAYO 31 DE 2023

| CODIGO PPTAL | DENOMINACION PPTAL | PPTO INICIAL | ADICIONES | REDUCCION | CREDITO | CONTRA CREDITOS | PPTO DEFINITIVO | ENERO | FEBRERO | MARZO | ABRIL | MAYO | COMPROMISOS ACUMULADOS | SALDO POR EJECUTAR | SALDO POR COMPROMETER |
|-----------------------|---|--------------|-------------|-----------|-------------|-----------------|-----------------|------------|-------------|-------------|-----------|--------|------------------------|--------------------|-----------------------|
| 2.4.5.02.09.931.04.02 | SERVICIOS APOYO DIAGNOSTICO DE LABORATORIO CLINICO | 276,000,000 | 0 | 0 | 0 | 50,000,000 | 226,000,000 | 49,000,000 | 0 | 0 | 0 | 0 | 49,000,000 | 177,000,000 | 177,000,000.00 |
| 2.4.5.02.09.931.04.03 | SERVICIOS APOYO DIAGNOSTICO DE CERVICO-VAGINAL | 120,000,000 | 0 | 0 | 0 | 0 | 120,000,000 | 70,000,000 | 0 | 0 | 0 | 0 | 70,000,000 | 50,000,000 | 50,000,000.00 |
| 2.4.5.02.09.931.05 | SERVICIOS DE SALUD HUMANA - OTROS SERVICIOS ASISTENCIAL | 0 | 0 | 0 | 0 | 0 | 0 | 0 | 0 | 0 | 0 | 0 | 0 | 0 | 0.00 |
| 2.4.5.02.10 | VIATICOS DE LOS FUNCIONARIOS EN COMISIN | 3,000,000 | 0 | 0 | 0 | 0 | 3,000,000 | 0 | 0 | 0 | 0 | 49,542 | 49,542 | 2,950,458 | 2,950,458.00 |
| 2.4.5.09 | PASIVOS DE GASTOS DE COMERCIALIZACION Y PRODUCCION DE VIGENCIAS ANTERIORES | 270,000,000 | 810,392,129 | 0 | 157,737,173 | 157,737,173 | 1,080,392,129 | 60,588,793 | 986,719,905 | -13,857,990 | 4,544,220 | 0 | 1,037,994,929 | 42,397,201 | 42,397,200.60 |
| 2.4.5.09.01 | PASIVOS DE MATERIALES Y SUMINISTROS DE VIGENCIAS ANTERIORES | 200,000,000 | 0 | 0 | 0 | 157,737,173 | 42,262,827 | 24,911,389 | 15,602,746 | 0 | 0 | 0 | 40,514,135 | 1,748,692 | 1,748,692.00 |
| 2.4.5.09.01.01 | PASIVOS DE MEDICAMENTOS DE VIGENCIAS ANTERIORES | 50,000,000 | 0 | 0 | 0 | 50,000,000 | 0 | 0 | 0 | 0 | 0 | 0 | 0 | 0 | 0.00 |
| 2.4.5.09.01.02 | PASIVOS DE COMERCIALIZACION (COMPRA DE BYS PARA LA VENTA DIFERENTES A MEDICAMENTOS) DE VIGENCIAS ANTERIORES | 50,000,000 | 0 | 0 | 0 | 33,480,199 | 16,519,802 | 9,601,960 | 6,917,842 | 0 | 0 | 0 | 16,519,802 | 0 | 0.00 |
| 2.4.5.09.01.03 | OTROS PASIVOS DE MATERIALES Y SUMINISTROS ASISTENCIALES DE VIGENCIAS ANTERIORES | 100,000,000 | 0 | 0 | 0 | 74,256,975 | 25,743,025 | 15,309,429 | 8,684,904 | 0 | 0 | 0 | 23,994,333 | 1,748,692 | 1,748,692.00 |
| 2.4.5.09.02 | PASIVOS ADQUISICION DE SERVICIOS ASISTENCIALES DE VIGENCIAS ANTERIORES | 70,000,000 | 810,392,129 | 0 | 157,737,173 | 0 | 1,038,129,303 | 35,677,404 | 971,117,160 | -13,857,990 | 4,544,220 | 0 | 997,480,794 | 40,648,509 | 40,648,508.60 |
| 2.4.5.09.02.01 | PASIVOS DE SERVICIOS DE PERSONAL INDIRECTO ASISTENCIAL DE VIGENCIA ANTERIORES | 0 | 683,122,840 | 0 | 0 | 0 | 683,122,840 | 0 | 678,571,773 | -13,857,990 | 4,544,220 | 0 | 669,258,003 | 13,864,837 | 13,864,836.57 |
| 2.4.5.09.02.02 | PASIVOS DE SERVICIOS DE MANTENIMIENTO DE VIGENCIAS ANTERIORES | 20,000,000 | 77,834,490 | 0 | 0 | 0 | 97,834,490 | 0 | 97,834,490 | 0 | 0 | 0 | 97,834,490 | 0 | 0.00 |
| 2.4.5.09.02.03 | OTROS PASIVOS DE SERVICIOS ASISTENCIALES | 50,000,000 | 49,434,800 | 0 | 157,737,173 | 0 | 257,171,973 | 35,677,404 | 194,710,897 | 0 | 0 | 0 | 230,388,301 | 26,783,672 | 26,783,672.03 |



MONICA SAMPAYO CONTRERAS

Subdirectora Administrativa y Financiera

EMPRESA SOCIAL DEL ESTADO BARRANCABERMEJA
EJECUCION DE GASTOS OBLIGACIONES ACUMULADOS

Periodo comprendido entre: ENERO 01 DE 2023 y MAYO 31 DE 2023

| CODIGO PPTAL | DENOMINACION PPTAL | PPTO INICIAL | ADICIONES | REDUCCION | CREDITO | CONTRA CREDITOS | PPTO DEFINITIVO | ENERO | FEBRERO | MARZO | ABRIL | MAYO | OBLIGACION ACUMULADAS | SALDO POR EJECUTAR | SALDO POR PAGAR |
|-----------------------|---|----------------|---------------|-----------|-------------|-----------------|-----------------|---------------|---------------|---------------|---------------|---------------|-----------------------|--------------------|-----------------|
| 2 | GASTOS | 18,701,365,113 | 8,094,335,960 | 0 | 841,912,173 | 841,912,173 | 26,795,701,072 | 1,387,706,457 | 3,081,524,618 | 1,551,743,375 | 1,699,795,630 | 1,878,359,982 | 9,599,130,062 | 8,422,242,524 | 2,598,585,972 |
| 2.1 | FUNCIONAMIENTO | 5,057,619,945 | 1,638,777,833 | 0 | 63,624,000 | 63,624,000 | 6,696,397,778 | 333,062,336 | 683,319,277 | 441,379,475 | 443,796,792 | 461,116,812 | 2,362,674,694 | 3,414,115,913 | 500,410,394 |
| 2.1.1 | GASTOS DE PERSONAL | 2,523,665,485 | 78,301,226 | 0 | 0 | 0 | 2,601,966,711 | 180,527,395 | 208,850,223 | 174,424,861 | 136,483,926 | 160,274,739 | 860,561,144 | 1,741,405,567 | 59,770,340 |
| 2.1.1.01 | PLANTA DE PERSONAL PERMANENTE | 2,523,665,485 | 78,301,226 | 0 | 0 | 0 | 2,601,966,711 | 180,527,395 | 208,850,223 | 174,424,861 | 136,483,926 | 160,274,739 | 860,561,144 | 1,741,405,567 | 59,770,340 |
| 2.1.1.01.01 | FACTORES CONSTITUTIVOS DE SALARIO | 1,711,040,784 | 0 | 0 | 0 | 0 | 1,711,040,784 | 97,645,966 | 93,889,258 | 113,897,565 | 100,894,870 | 115,600,277 | 521,927,936 | 1,189,112,848 | 13,532,785 |
| 2.1.1.01.01.001 | FACTORES SALARIALES COMUNES | 1,711,040,784 | 0 | 0 | 0 | 0 | 1,711,040,784 | 97,645,966 | 93,889,258 | 113,897,565 | 100,894,870 | 115,600,277 | 521,927,936 | 1,189,112,848 | 13,532,785 |
| 2.1.1.01.01.001.01 | SUELDO BASICO - FUNCIONAMIENTO | 1,403,629,560 | 0 | 0 | 0 | 0 | 1,403,629,560 | 90,290,932 | 93,509,416 | 96,135,412 | 100,515,028 | 98,770,136 | 479,220,924 | 924,408,636 | 0 |
| 2.1.1.01.01.001.02 | HORAS EXTRAS, DOMINICALES, FESTIVOS Y RECARGOS - FUNCIONAMIENTO | 0 | 0 | 0 | 0 | 0 | 0 | 0 | 0 | 0 | 0 | 0 | 0 | 0 | 0 |
| 2.1.1.01.01.001.04 | SUBSIDIO DE ALIMENTACION - FUNCIONAMIENTO | 1,868,184 | 0 | 0 | 0 | 0 | 1,868,184 | 234,344 | 234,344 | 145,498 | 145,498 | 145,498 | 905,182 | 963,002 | 0 |
| 2.1.1.01.01.001.05 | AUXILIO DE TRANSPORTE - FUNCIONAMIENTO | 3,008,977 | 0 | 0 | 0 | 0 | 3,008,977 | 145,498 | 145,498 | 234,344 | 234,344 | 234,344 | 994,028 | 2,014,949 | 0 |
| 2.1.1.01.01.001.06 | PRIMA DE SERVICIO - FUNCIONAMIENTO | 60,419,657 | 0 | 0 | 0 | 0 | 60,419,657 | 0 | 0 | 0 | 0 | 3,123,889 | 3,123,889 | 57,295,768 | 0 |
| 2.1.1.01.01.001.07 | BONIFICACION POR SERVICIOS PRESTADOS - FUNCIONAMIENTO | 41,565,057 | 0 | 0 | 0 | 0 | 41,565,057 | 2,790,077 | 0 | 6,866,414 | 0 | 4,104,738 | 13,761,229 | 27,803,828 | 3,829,307 |
| 2.1.1.01.01.001.08 | PRESTACIONES SOCIALES - FUNCIONAMIENTO | 200,549,349 | 0 | 0 | 0 | 0 | 200,549,349 | 4,185,115 | 0 | 10,515,897 | 0 | 9,221,672 | 23,922,684 | 176,626,665 | 9,703,478 |
| 2.1.1.01.01.001.08.01 | PRIMA DE NAVIDAD - FUNCIONAMIENTO | 131,119,044 | 0 | 0 | 0 | 0 | 131,119,044 | 0 | 0 | 0 | 0 | 2,937,685 | 2,937,685 | 128,181,359 | 0 |
| 2.1.1.01.01.001.08.02 | PRIMA DE VACACIONES - FUNCIONAMIENTO | 69,430,305 | 0 | 0 | 0 | 0 | 69,430,305 | 4,185,115 | 0 | 10,515,897 | 0 | 6,283,987 | 20,984,999 | 48,445,306 | 9,703,478 |
| 2.1.1.01.02 | CONTRIBUCIONES INHERENTES A LA NOMINA - FUNCIONAMIENTO | 660,518,954 | 0 | 0 | 0 | 0 | 660,518,954 | 31,134,034 | 30,574,546 | 43,041,289 | 34,284,381 | 36,045,934 | 175,080,184 | 485,438,770 | 32,739,640 |
| 2.1.1.01.02.001 | APORTES A LA SEGURIDAD SOCIAL EN PENSIONES - FUNCIONAMIENTO | 185,085,550 | 0 | 0 | 0 | 0 | 185,085,550 | 11,756,300 | 11,524,350 | 22,069,425 | 11,886,425 | 12,112,100 | 69,348,600 | 115,736,950 | 12,112,100 |
| 2.1.1.01.02.002 | APORTES A LA SEGURIDAD SOCIAL EN SALUD - FUNCIONAMIENTO | 131,102,264 | 0 | 0 | 0 | 0 | 131,102,264 | 8,327,734 | 8,163,696 | 8,755,764 | 8,663,756 | 8,820,340 | 42,731,290 | 88,370,974 | 8,820,340 |
| 2.1.1.01.02.003 | APORTES DE CESANTIAS - FUNCIONAMIENTO | 159,091,116 | 0 | 0 | 0 | 0 | 159,091,116 | 0 | 0 | 0 | 0 | 3,306,294 | 3,306,294 | 155,784,822 | 0 |
| 2.1.1.01.02.004 | APORTES A CAJAS DE COMPENSACION FAMILIAR - FUNCIONAMIENTO | 66,629,458 | 0 | 0 | 0 | 0 | 66,629,458 | 3,919,300 | 3,842,000 | 4,330,200 | 5,028,800 | 4,151,200 | 21,271,500 | 45,357,958 | 4,151,200 |
| 2.1.1.01.02.005 | APORTES GENERALES AL SISTEMA DE RIESGOS LABORALES - FUNCIONAMIENTO | 35,323,748 | 0 | 0 | 0 | 0 | 35,323,748 | 2,230,500 | 2,240,900 | 2,472,200 | 2,418,300 | 2,465,900 | 11,827,800 | 23,495,948 | 2,465,900 |
| 2.1.1.01.02.006 | APORTES AL ICBF - FUNCIONAMIENTO | 49,972,092 | 0 | 0 | 0 | 0 | 49,972,092 | 2,939,900 | 2,881,900 | 3,248,000 | 3,772,000 | 3,213,900 | 15,955,700 | 34,016,392 | 3,113,900 |
| 2.1.1.01.02.007 | APORTES AL SEHA - FUNCIONAMIENTO | 33,314,726 | 0 | 0 | 0 | 0 | 33,314,726 | 1,960,300 | 1,921,700 | 2,165,700 | 2,515,100 | 2,076,200 | 10,639,900 | 22,675,726 | 2,076,200 |
| 2.1.1.01.03 | REMUNERACIONES NO CONSTITUTIVAS DE FACTOR SALARIAL | 100,105,746 | 0 | 0 | 0 | 0 | 100,105,746 | 5,832,588 | 0 | 17,486,007 | 1,304,675 | 8,628,528 | 33,251,798 | 66,853,948 | 13,497,915 |
| 2.1.1.01.03.001 | PRESTACIONES SOCIALES - FUNCIONAMIENTO | 100,105,746 | 0 | 0 | 0 | 0 | 100,105,746 | 5,832,588 | 0 | 17,486,007 | 1,304,675 | 8,628,528 | 33,251,798 | 66,853,948 | 13,497,915 |
| 2.1.1.01.03.001.01 | VACACIONES - FUNCIONAMIENTO | 92,307,804 | 0 | 0 | 0 | 0 | 92,307,804 | 5,301,145 | 0 | 16,178,120 | 1,304,675 | 7,847,873 | 30,631,813 | 61,675,991 | 12,291,071 |
| 2.1.1.01.03.001.02 | INDEMNIZACION POR VACACIONES - FUNCIONAMIENTO | 0 | 0 | 0 | 0 | 0 | 0 | 0 | 0 | 0 | 0 | 0 | 0 | 0 | 0 |
| 2.1.1.01.03.001.03 | BONIFICACION ESPECIAL DE RECREACION - FUNCIONAMIENTO | 7,797,942 | 0 | 0 | 0 | 0 | 7,797,942 | 531,443 | 0 | 1,307,887 | 0 | 780,655 | 2,619,985 | 5,177,957 | 1,206,844 |
| 2.1.1.01.09 | PASIVOS LABORALES ADMINISTRATIVOS DE VIGENCIAS ANTERIORES | 52,000,000 | 78,301,226 | 0 | 0 | 0 | 130,301,226 | 45,914,807 | 84,386,419 | 0 | 0 | 0 | 130,301,226 | 0 | 0 |
| 2.1.1.02 | PERSONAL SUPERNUMERARIO Y PLANTA TEMPORAL | 0 | 0 | 0 | 0 | 0 | 0 | 0 | 0 | 0 | 0 | 0 | 0 | 0 | 0 |
| 2.1.2 | ADQUISICION DE BIENES Y SERVICIOS | 2,475,954,460 | 639,926,447 | 0 | 55,800,000 | 63,624,000 | 3,108,056,907 | 118,758,147 | 474,469,054 | 260,762,988 | 307,312,866 | 300,842,073 | 1,462,145,130 | 726,304,606 | 440,640,054 |
| 2.1.2.01 | ADQUISICION DE ACTIVOS NO FINANCIEROS | 55,000,000 | 0 | 0 | 4,600,000 | 4,600,000 | 55,000,000 | 0 | 965,900 | 0 | 23,978,074 | 3,289,503 | 28,233,477 | 26,766,523 | 5,978,074 |
| 2.1.2.01.01 | ACTIVOS FIJOS | 55,000,000 | 0 | 0 | 4,600,000 | 4,600,000 | 55,000,000 | 0 | 965,900 | 0 | 23,978,074 | 3,289,503 | 28,233,477 | 26,766,523 | 5,978,074 |
| 2.1.2.01.01.003 | MAQUINARIA Y EQUIPO | 35,000,000 | 0 | 0 | 4,600,000 | 4,600,000 | 35,000,000 | 0 | 965,900 | 0 | 5,978,074 | 3,289,503 | 10,233,477 | 24,766,523 | 5,978,074 |
| 2.1.2.01.01.003.03 | MAQUINARIA DE OFICINA, CONTABILIDAD E INFORMATICA | 30,000,000 | 0 | 0 | 0 | 4,600,000 | 25,400,000 | 0 | 0 | 0 | 5,978,074 | 0 | 5,978,074 | 19,421,926 | 5,978,074 |
| 2.1.2.01.01.003.03.01 | MAQUINAS PARA OFICINA Y CONTABILIDAD, Y SUS PARTES Y ACCESORIOS | 10,000,000 | 0 | 0 | 0 | 4,600,000 | 5,400,000 | 0 | 0 | 0 | 0 | 0 | 0 | 5,400,000 | 0 |
| 2.1.2.01.01.003.03.02 | MAQUINARIA DE INFORMATICA Y SUS PARTES, PIEZAS Y ACCESORIOS | 20,000,000 | 0 | 0 | 0 | 0 | 20,000,000 | 0 | 0 | 0 | 5,978,074 | 0 | 5,978,074 | 14,021,926 | 5,978,074 |
| 2.1.2.01.01.003.04 | MAQUINARIA Y APARATOS ELECTRICOS | 5,000,000 | 0 | 0 | 0 | 0 | 5,000,000 | 0 | 0 | 0 | 0 | 0 | 0 | 5,000,000 | 0 |
| 2.1.2.01.01.003.04.06 | OTRO EQUIPO ELECTRICO Y SUS PARTES Y PIEZAS | 5,000,000 | 0 | 0 | 0 | 0 | 5,000,000 | 0 | 0 | 0 | 0 | 0 | 0 | 5,000,000 | 0 |
| 2.1.2.01.01.003.05 | Equipo y aparatos de radio, television y comunicaciones | 0 | 0 | 0 | 4,600,000 | 0 | 4,600,000 | 0 | 965,900 | 0 | 0 | 3,289,503 | 4,255,403 | 344,597 | 0 |
| 2.1.2.01.01.003.05.02 | Aparatos transmisores de television y radio; television, video y camaras digitales; telefonos | 0 | 0 | 0 | 4,600,000 | 0 | 4,600,000 | 0 | 965,900 | 0 | 0 | 3,289,503 | 4,255,403 | 344,597 | 0 |
| 2.1.2.01.01.004 | ACTIVOS FIJOS NO CLASIFICADOS COMO MAQUINARIA Y EQUIPO | 20,000,000 | 0 | 0 | 0 | 0 | 20,000,000 | 0 | 0 | 0 | 18,000,000 | 0 | 18,000,000 | 2,000,000 | 0 |
| 2.1.2.01.01.004.01 | MUEBLES, INSTRUMENTOS MUSICALES, ARTICULOS DE DEPORTE Y ANTIGUEDADES | 20,000,000 | 0 | 0 | 0 | 0 | 20,000,000 | 0 | 0 | 0 | 18,000,000 | 0 | 18,000,000 | 2,000,000 | 0 |
| 2.1.2.01.01.004.01.01 | MUEBLES | 20,000,000 | 0 | 0 | 0 | 0 | 20,000,000 | 0 | 0 | 0 | 18,000,000 | 0 | 18,000,000 | 2,000,000 | 0 |

EMPRESA SOCIAL DEL ESTADO BARRANCABERMEJA
EJECUCION DE GASTOS OBLIGACIONES ACUMULADOS

Periodo comprendido entre: ENERO 01 DE 2023 y MAYO 31 DE 2023

| CODIGO PPTAL | DENOMINACION PPTAL | PPTO INICIAL | ADICIONES | REDUCCION | CREDITO | CONTRA CREDITOS | PPTO DEFINITIVO | ENERO | FEBRERO | MARZO | ABRIL | MAYO | OBLIGACION ACUMULADAS | SALDO POR EJECUTAR | SALDO POR PAGAR |
|--------------------------|--|---------------|-------------|-----------|------------|-----------------|-----------------|-------------|-------------|-------------|-------------|-------------|-----------------------|--------------------|-----------------|
| 2.1.2.01.01.004.01.01.02 | MUEBLES DEL TIPO UTILIZADO EN LA OFICINA | 18,000,000 | 0 | 0 | 0 | 0 | 18,000,000 | 0 | 0 | 0 | 18,000,000 | 0 | 18,000,000 | 0 | 0 |
| 2.1.2.01.01.004.01.01.04 | OTROS MUEBLES N.C.P. | 2,000,000 | 0 | 0 | 0 | 0 | 2,000,000 | 0 | 0 | 0 | 0 | 0 | 0 | 2,000,000 | 0 |
| 2.1.2.02 | ADQUISICIONES DIFERENTES DE ACTIVOS | 2,400,954,460 | 150,000,000 | 0 | 51,200,000 | 59,024,000 | 2,543,130,460 | 113,758,147 | 281,745,653 | 260,762,988 | 283,334,792 | 297,552,570 | 1,237,154,151 | 386,369,138 | 434,661,980 |
| 2.1.2.02.01 | MATERIALES Y SUMINISTROS | 194,200,000 | 0 | 0 | 0 | 0 | 194,200,000 | 8,015,981 | 27,297,346 | 21,244,895 | 19,632,129 | 35,183,548 | 111,373,899 | 81,165,105 | 35,734,863 |
| 2.1.2.02.01.001 | MINERALES; ELECTRICIDAD, GAS Y AGUA | 73,200,000 | 0 | 0 | 0 | 0 | 73,200,000 | 5,588,057 | 8,433,676 | 7,095,814 | 6,076,875 | 6,080,663 | 33,275,085 | 39,924,915 | 12,706,020 |
| 2.1.2.02.01.001.01 | SERVICIOS PUBLICOS | 73,200,000 | 0 | 0 | 0 | 0 | 73,200,000 | 5,588,057 | 8,433,676 | 7,095,814 | 6,076,875 | 6,080,663 | 33,275,085 | 39,924,915 | 12,706,020 |
| 2.1.2.02.01.001.01.01 | ELECTRICIDAD | 72,000,000 | 0 | 0 | 0 | 0 | 72,000,000 | 5,500,000 | 8,345,619 | 7,000,000 | 6,000,000 | 6,000,000 | 32,845,619 | 39,154,381 | 12,625,357 |
| 2.1.2.02.01.001.01.02 | AGUA | 1,200,000 | 0 | 0 | 0 | 0 | 1,200,000 | 88,057 | 88,057 | 95,814 | 76,875 | 80,663 | 429,466 | 770,534 | 80,663 |
| 2.1.2.02.01.003 | OTROS BIENES TRANSPORTABLES (EXCEPTO PRODUCTOS METALICOS, MAQUINARIA Y EQUIPO) | 121,000,000 | 0 | 0 | 0 | 0 | 121,000,000 | 2,427,924 | 18,863,670 | 14,149,081 | 13,555,254 | 29,102,885 | 78,098,814 | 41,240,190 | 23,028,842 |
| 2.1.2.02.01.003.01 | OTROS BIENES TRANSPORTABLES - MATERIALES | 68,400,000 | 0 | 0 | 0 | 0 | 68,400,000 | 0 | 13,188,533 | 9,005,673 | 9,069,255 | 15,443,354 | 46,706,815 | 20,032,190 | 8,835,894 |
| 2.1.2.02.01.003.02 | MANTENIMIENTO HOSPITALARIO BIENES | 24,000,000 | 0 | 0 | 0 | 0 | 24,000,000 | 0 | 0 | 0 | 0 | 11,999,999 | 11,999,999 | 12,000,000 | 11,999,999 |
| 2.1.2.02.01.003.03 | OTROS BIENES TRANSPORTABLES - SEGURIDAD Y SALUD EN EL TRABAJO | 1,000,000 | 0 | 0 | 0 | 0 | 1,000,000 | 0 | 992,000 | 0 | 0 | 0 | 992,000 | 8,000 | 992,000 |
| 2.1.2.02.01.003.04 | OTROS BIENES TRANSPORTABLES - COMBUSTIBLE ADMINISTRATIVO | 27,600,000 | 0 | 0 | 0 | 0 | 27,600,000 | 2,427,924 | 4,683,137 | 5,143,408 | 4,485,999 | 1,639,532 | 18,400,000 | 9,200,000 | 1,200,949 |
| 2.1.2.02.01.004 | PRODUCTOS METALICOS Y PAQUETES DE SOFTWARE | 0 | 0 | 0 | 0 | 0 | 0 | 0 | 0 | 0 | 0 | 0 | 0 | 0 | 0 |
| 2.1.2.02.02 | ADQUISICION DE SERVICIOS | 2,196,754,460 | 150,000,000 | 0 | 46,200,000 | 52,824,000 | 2,340,130,460 | 105,742,166 | 252,841,273 | 239,518,093 | 262,561,464 | 262,039,372 | 1,122,702,368 | 300,731,917 | 398,927,118 |
| 2.1.2.02.02.007 | SERVICIOS FINANCIEROS Y SERVICIOS CONEXOS, SERVICIOS INMOBILIARIOS Y SERVICIOS DE LEASING | 94,208,000 | 0 | 0 | 0 | 1,624,000 | 92,584,000 | 5,326,533 | 25,754,025 | 5,970,885 | 5,952,440 | 5,952,440 | 48,956,323 | 31,524,382 | 5,952,440 |
| 2.1.2.02.02.007.01 | SERVICIOS FINANCIEROS | 12,000,000 | 0 | 0 | 0 | 1,624,000 | 10,376,000 | 0 | 0 | 18,445 | 0 | 0 | 18,445 | 10,357,555 | 0 |
| 2.1.2.02.02.007.02 | SERVICIOS SEGUROS ADMINISTRATIVO | 20,000,000 | 0 | 0 | 0 | 0 | 20,000,000 | 0 | 20,000,000 | 0 | 0 | 0 | 20,000,000 | 0 | 0 |
| 2.1.2.02.02.007.03 | SERVICIOS DE ARRENDAMIENTO DE TRANSPORTE ADMINISTRATIVO | 62,208,000 | 0 | 0 | 0 | 0 | 62,208,000 | 5,326,533 | 5,754,025 | 5,952,440 | 5,952,440 | 5,952,440 | 28,937,878 | 21,166,827 | 5,952,440 |
| 2.1.2.02.02.008 | SERVICIOS PRESTADOS A LAS EMPRESAS Y SERVICIOS DE PRODUCCION | 2,092,546,460 | 150,000,000 | 0 | 44,200,000 | 51,200,000 | 2,235,546,460 | 100,415,633 | 225,965,740 | 227,444,837 | 255,986,855 | 254,006,691 | 1,063,819,756 | 267,133,824 | 392,668,454 |
| 2.1.2.02.02.008.01 | SERVICIOS PRESTADOS A LAS EMPRESAS - HONORARIOS ADMINISTRATIVOS | 592,679,976 | 150,000,000 | 0 | 0 | 10,200,000 | 732,479,976 | 35,240,315 | 60,552,817 | 60,013,881 | 84,018,820 | 84,074,735 | 323,900,568 | 57,911,661 | 69,854,735 |
| 2.1.2.02.02.008.02 | SERVICIOS PRESTADOS A LAS EMPRESAS - PERSONAL ADMINISTRATIVO AUXILIARES, TECNICOS Y TECNOLOGOS | 78,766,480 | 0 | 0 | 0 | 39,000,000 | 39,766,480 | 2,676,041 | 1,514,740 | 4,618,946 | 6,442,683 | 1,757,098 | 17,009,508 | 16,548,559 | 1,757,098 |
| 2.1.2.02.02.008.03 | SERVICIOS PRESTADOS A LAS EMPRESAS - VIGILANCIA ADMINISTRATIVO | 98,400,000 | 0 | 0 | 0 | 0 | 98,400,000 | 0 | 25,142,192 | -873,969 | 15,663,494 | 3,549,486 | 43,481,203 | 49,002,987 | 19,212,980 |
| 2.1.2.02.02.008.04 | SERVICIOS PRESTADOS A LAS EMPRESAS - ASEO ADMINISTRATIVO | 38,400,000 | 0 | 0 | 0 | 0 | 38,400,000 | 0 | 10,440,000 | 3,480,000 | 3,480,000 | 1,044,000 | 14,964,000 | 21,116,000 | 4,524,000 |
| 2.1.2.02.02.008.05 | SERVICIOS PRESTADOS A LAS EMPRESAS - MANTENIMIENTO HOSPITALARIO SERVICIOS FUNCIONAMIENTO | 24,000,000 | 0 | 0 | 0 | 0 | 24,000,000 | 0 | 0 | 0 | 0 | 0 | 0 | 24,000,000 | 0 |
| 2.1.2.02.02.008.06 | SERVICIOS PRESTADOS A LAS EMPRESAS - SEGURIDAD Y SALUD EN EL TRABAJO | 4,200,000 | 0 | 0 | 0 | 0 | 4,200,000 | 0 | 1,500,000 | 0 | 0 | 0 | 1,500,000 | 1,300,000 | 0 |
| 2.1.2.02.02.008.07 | SERVICIOS PRESTADOS A LAS EMPRESAS - SERVICIOS TELECOMUNICACIONES | 108,000,000 | 0 | 0 | 0 | 0 | 108,000,000 | 4,098,126 | 0 | 15,986,729 | 5,633,566 | 10,945,916 | 36,664,337 | 71,335,663 | 8,006,043 |
| 2.1.2.02.02.008.07.01 | FIJO | 42,000,000 | 0 | 0 | 0 | 0 | 42,000,000 | 4,038,126 | 0 | 8,753,607 | 5,633,566 | 4,474,809 | 22,900,108 | 19,099,892 | 4,701,885 |
| 2.1.2.02.02.008.07.02 | INTERNET | 24,000,000 | 0 | 0 | 0 | 0 | 24,000,000 | 60,000 | 0 | 7,233,122 | 0 | 6,471,107 | 13,764,229 | 10,235,771 | 3,304,158 |
| 2.1.2.02.02.008.07.03 | MOVIL | 42,000,000 | 0 | 0 | 0 | 0 | 42,000,000 | 0 | 0 | 0 | 0 | 0 | 0 | 42,000,000 | 0 |
| 2.1.2.02.02.008.08 | SERVICIOS PRESTADOS A LAS EMPRESAS - CAPACITACION | 5,000,000 | 0 | 0 | 0 | 0 | 5,000,000 | 0 | 1,618,400 | 745,416 | 0 | 0 | 2,363,816 | 2,636,184 | 0 |
| 2.1.2.02.02.008.09 | SERVICIOS PRESTADOS A LAS EMPRESAS - BIENESTAR SOCIAL | 5,000,000 | 0 | 0 | 0 | 0 | 5,000,000 | 0 | 0 | 0 | 0 | 0 | 0 | 5,000,000 | 0 |
| 2.1.2.02.02.008.10 | SERVICIOS PRESTADOS A LAS EMPRESAS - IMPRESOS ADMINISTRATIVO | 3,000,000 | 0 | 0 | 0 | 0 | 3,000,000 | 0 | 0 | 2,000,000 | 0 | 0 | 2,000,000 | 1,000,000 | 0 |
| 2.1.2.02.02.008.11 | SERVICIOS PRESTADOS A LAS EMPRESAS - PUBLICACIONES | 3,000,000 | 0 | 0 | 0 | 2,000,000 | 1,000,000 | 0 | 0 | 0 | 0 | 0 | 0 | 1,000,000 | 0 |
| 2.1.2.02.02.008.12 | SERVICIOS PRESTADOS A LAS EMPRESAS - SERVICIOS EN TECNOLOGIAS DE LA INFORMACION TIC | 97,100,004 | 0 | 0 | 0 | 0 | 97,100,004 | 4,534,344 | 6,716,011 | 6,716,011 | 6,588,664 | 26,808,814 | 51,363,844 | 15,561,309 | 29,327,328 |
| 2.1.2.02.02.008.13 | SERVICIOS PRESTADOS A LAS EMPRESAS - OPERADOR EXTERNO PERSONAL ADMINISTRATIVO | 1,035,000,000 | 0 | 0 | 44,200,000 | 0 | 1,079,200,000 | 53,866,807 | 128,921,580 | 127,797,823 | 134,159,628 | 125,826,642 | 570,572,480 | 721,461 | 259,986,270 |
| 2.1.2.02.02.010 | VIATICOS DE LOS FUNCIONARIOS EN COMISION | 10,000,000 | 0 | 0 | 2,000,000 | 0 | 12,000,000 | 0 | 1,121,508 | 6,102,371 | 622,169 | 2,080,241 | 9,926,289 | 2,073,711 | 306,224 |
| 2.1.2.02.03 | GASTOS IMPREVISTOS | 10,000,000 | 0 | 0 | 5,000,000 | 6,200,000 | 8,800,000 | 0 | 1,607,034 | 0 | 1,141,200 | 329,650 | 3,077,884 | 4,472,116 | 0 |

EMPRESA SOCIAL DEL ESTADO BARRANCABERMEJA
EJECUCION DE GASTOS OBLIGACIONES ACUMULADOS

Periodo comprendido entre: ENERO 01 DE 2023 y MAYO 31 DE 2023

| CODIGO PPTAL | DENOMINACION PPTAL | PPTO INICIAL | ADICIONES | REDUCCION | CREDITO | CONTRA CREDITOS | PPTO DEFINITIVO | ENERO | FEBRERO | MARZO | ABRIL | MAYO | OBLIGACION ACUMULADAS | SALDO POR EJECUTAR | SALDO POR PAGAR |
|--------------------------|--|----------------|---------------|-----------|-------------|-----------------|-----------------|---------------|---------------|---------------|---------------|---------------|-----------------------|--------------------|-----------------|
| 2.1.2.09 | PASIVOS DE ADQUISICION DE BIENES Y SERVICIOS ADMINISTRATIVOS DE VIGENCIAS ANTERIORES | 20,000,000 | 489,926,447 | 0 | 0 | 0 | 509,926,447 | 5,000,000 | 191,757,502 | 0 | 0 | 0 | 196,757,502 | 313,168,945 | 0 |
| 2.1.2.09.01 | PASIVOS DE BIENES ADMINISTRATIVOS DE VIGENCIAS ANTERIORES | 0 | 281,908,788 | 0 | 0 | 0 | 281,908,788 | 0 | 13,127,109 | 0 | 0 | 0 | 13,127,109 | 268,781,679 | 0 |
| 2.1.2.09.02 | PASIVOS DE SERVICIOS ADMINISTRATIVOS DE VIGENCIAS ANTERIORES | 20,000,000 | 208,017,659 | 0 | 0 | 0 | 228,017,659 | 5,000,000 | 178,630,393 | 0 | 0 | 0 | 183,630,393 | 44,387,266 | 0 |
| 2.1.2.09.02.01 | PASIVOS DE SERVICIOS (DIFERENTE MANTENIMIENTO) ADMINISTRATIVOS DE VIGENCIAS ANTERIORES | 0 | 52,417,255 | 0 | 0 | 0 | 52,417,255 | 0 | 25,137,389 | 0 | 0 | 0 | 25,137,389 | 27,279,866 | 0 |
| 2.1.2.09.02.02 | PASIVOS DE SERVICIOS INDIRECTOS ADMINISTRATIVOS | 20,000,000 | 155,600,404 | 0 | 0 | 0 | 175,600,404 | 5,000,000 | 153,493,004 | 0 | 0 | 0 | 158,493,004 | 17,107,400 | 0 |
| 2.1.2.09.02.03 | OTROS PASIVOS DE SERVICIOS ADMINISTRATIVOS | 0 | 0 | 0 | 0 | 0 | 0 | 0 | 0 | 0 | 0 | 0 | 0 | 0 | 0 |
| 2.1.3 | TRANSFERENCIAS CORRIENTES | 0 | 40,000,000 | 0 | 0 | 0 | 40,000,000 | 0 | 0 | 0 | 0 | 0 | 0 | 40,000,000 | 0 |
| 2.1.3.13 | SENTENCIAS Y CONCILIACIONES | 0 | 40,000,000 | 0 | 0 | 0 | 40,000,000 | 0 | 0 | 0 | 0 | 0 | 0 | 40,000,000 | 0 |
| 2.1.3.13.01 | FALLOS NACIONALES | 0 | 0 | 0 | 0 | 0 | 0 | 0 | 0 | 0 | 0 | 0 | 0 | 0 | 0 |
| 2.1.3.13.01.001 | SENTENCIAS | 0 | 0 | 0 | 0 | 0 | 0 | 0 | 0 | 0 | 0 | 0 | 0 | 0 | 0 |
| 2.1.3.13.01.002 | CONCILIACIONES | 0 | 0 | 0 | 0 | 0 | 0 | 0 | 0 | 0 | 0 | 0 | 0 | 0 | 0 |
| 2.1.3.13.09 | PASIVOS DE TRANSFERENCIAS CORRIENTES DE VIGENCIAS ANTERIORES | 0 | 40,000,000 | 0 | 0 | 0 | 40,000,000 | 0 | 0 | 0 | 0 | 0 | 0 | 40,000,000 | 0 |
| 2.1.8 | GASTOS POR TRIBUTOS, TASAS, CONTRIBUCIONES, MULTAS, SANCIONES E INTERESES DE MORA | 58,000,000 | 880,550,160 | 0 | 7,824,000 | 0 | 946,374,160 | 33,776,794 | 0 | 6,191,626 | 0 | 0 | 39,968,420 | 906,405,740 | 0 |
| 2.1.8.01 | IMPUESTOS | 0 | 0 | 0 | 0 | 0 | 0 | 0 | 0 | 0 | 0 | 0 | 0 | 0 | 0 |
| 2.1.8.01.52 | IMPUESTO PREDIAL Y OTROS | 0 | 0 | 0 | 0 | 0 | 0 | 0 | 0 | 0 | 0 | 0 | 0 | 0 | 0 |
| 2.1.8.02 | Estampillas | 0 | 0 | 0 | 1,230,000 | 0 | 1,230,000 | 0 | 0 | 1,229,746 | 0 | 0 | 1,229,746 | 254 | 0 |
| 2.1.8.03 | Tasas y derechos administrativos | 0 | 0 | 0 | 4,970,000 | 0 | 4,970,000 | 0 | 0 | 4,961,880 | 0 | 0 | 4,961,880 | 8,120 | 0 |
| 2.1.8.04 | CONTRIBUCIONES | 18,000,000 | 0 | 0 | 1,624,000 | 0 | 19,624,000 | 0 | 0 | 0 | 0 | 0 | 0 | 19,624,000 | 0 |
| 2.1.8.04.07 | CONTRIBUCION DE VIGILANCIA - SUPERINTENDENCIA NACIONAL DE SALUD | 18,000,000 | 0 | 0 | 0 | 0 | 18,000,000 | 0 | 0 | 0 | 0 | 0 | 0 | 18,000,000 | 0 |
| 2.1.8.04.10 | Contribución a RTVC y organizaciones regionales de televisión y radiodifusión | 0 | 0 | 0 | 1,624,000 | 0 | 1,624,000 | 0 | 0 | 0 | 0 | 0 | 0 | 1,624,000 | 0 |
| 2.1.8.09 | PASIVOS POR TRIBUTOS, TASAS, CONTRIBUCIONES DE VIGENCIA ANTERIORES | 40,000,000 | 880,550,160 | 0 | 0 | 0 | 920,550,160 | 33,776,794 | 0 | 0 | 0 | 0 | 33,776,794 | 886,773,366 | 0 |
| 2.3 | INVERSION | 0 | 4,132,773,370 | 0 | 0 | 0 | 4,132,773,370 | 0 | 14,893,992 | 0 | 0 | 0 | 14,893,992 | 0 | 0 |
| 2.3.2 | ADQUISICION DE BIENES Y SERVICIOS | 0 | 4,132,773,370 | 0 | 0 | 0 | 4,132,773,370 | 0 | 14,893,992 | 0 | 0 | 0 | 14,893,992 | 0 | 0 |
| 2.3.2.01 | ADQUISICION DE ACTIVOS NO FINANCIEROS | 0 | 0 | 0 | 0 | 0 | 0 | 0 | 0 | 0 | 0 | 0 | 0 | 0 | 0 |
| 2.3.2.01.01 | ACTIVOS FIJOS | 0 | 0 | 0 | 0 | 0 | 0 | 0 | 0 | 0 | 0 | 0 | 0 | 0 | 0 |
| 2.3.2.01.01.003 | MAQUINARIA Y EQUIPO | 0 | 0 | 0 | 0 | 0 | 0 | 0 | 0 | 0 | 0 | 0 | 0 | 0 | 0 |
| 2.3.2.01.01.003.06 | Aparatos medicos, Instrumentos Opticos y de precision, relojes | 0 | 0 | 0 | 0 | 0 | 0 | 0 | 0 | 0 | 0 | 0 | 0 | 0 | 0 |
| 2.3.2.01.01.003.06.01 | Aparatos medicos, quirurgicos, laboratorio y odontologicos | 0 | 0 | 0 | 0 | 0 | 0 | 0 | 0 | 0 | 0 | 0 | 0 | 0 | 0 |
| 2.3.2.01.01.004 | ACTIVOS FIJOS NO CLASIFICADOS COMO MAQUINARIA Y EQUIPO | 0 | 0 | 0 | 0 | 0 | 0 | 0 | 0 | 0 | 0 | 0 | 0 | 0 | 0 |
| 2.3.2.01.01.004.01 | MUEBLES, INSTRUMENTOS MUSICALES, ARTICULOS DE DEPORTE Y ANTIGUEDADES | 0 | 0 | 0 | 0 | 0 | 0 | 0 | 0 | 0 | 0 | 0 | 0 | 0 | 0 |
| 2.3.2.01.01.004.01.01 | MUEBLES | 0 | 0 | 0 | 0 | 0 | 0 | 0 | 0 | 0 | 0 | 0 | 0 | 0 | 0 |
| 2.3.2.01.01.004.01.01.02 | MUEBLES DEL TIPO UTILIZADO EN LA OFICINA | 0 | 0 | 0 | 0 | 0 | 0 | 0 | 0 | 0 | 0 | 0 | 0 | 0 | 0 |
| 2.3.2.01.01.004.01.01.04 | OTROS MUEBLES N.C.P. | 0 | 0 | 0 | 0 | 0 | 0 | 0 | 0 | 0 | 0 | 0 | 0 | 0 | 0 |
| 2.3.2.02 | ADQUISICIONES DIFERENTES DE ACTIVOS | 0 | 4,117,879,378 | 0 | 0 | 0 | 4,117,879,378 | 0 | 0 | 0 | 0 | 0 | 0 | 0 | 0 |
| 2.3.2.02.02 | ADQUISICION DE SERVICIOS | 0 | 4,117,879,378 | 0 | 0 | 0 | 4,117,879,378 | 0 | 0 | 0 | 0 | 0 | 0 | 0 | 0 |
| 2.3.2.02.02.005 | CONSTRUCCION Y SERVICIOS DE LA CONSTRUCCION | 0 | 4,117,879,378 | 0 | 0 | 0 | 4,117,879,378 | 0 | 0 | 0 | 0 | 0 | 0 | 0 | 0 |
| 2.3.2.02.02.005.01 | SERVICIOS DE CONSTRUCCION | 0 | 4,117,879,378 | 0 | 0 | 0 | 4,117,879,378 | 0 | 0 | 0 | 0 | 0 | 0 | 0 | 0 |
| 2.3.2.02.02.008 | SERVICIOS PRESTADOS A LAS EMPRESAS Y SERVICIOS DE PRODUCCION | 0 | 0 | 0 | 0 | 0 | 0 | 0 | 0 | 0 | 0 | 0 | 0 | 0 | 0 |
| 2.3.2.02.02.008.01 | SERVICIOS DE INTERVENTORIA | 0 | 0 | 0 | 0 | 0 | 0 | 0 | 0 | 0 | 0 | 0 | 0 | 0 | 0 |
| 2.3.2.09 | PASIVOS DE INVERSION DE VIGENCIAS ANTERIORES | 0 | 14,893,992 | 0 | 0 | 0 | 14,893,992 | 0 | 14,893,992 | 0 | 0 | 0 | 14,893,992 | 0 | 0 |
| 2.4 | GASTOS DE OPERACION COMERCIAL | 13,643,745,168 | 2,322,784,757 | 0 | 778,288,173 | 778,288,173 | 15,966,529,925 | 1,054,644,121 | 2,383,311,349 | 1,110,363,900 | 1,255,898,837 | 1,417,243,169 | 7,221,561,377 | 5,008,126,612 | 2,098,175,577 |
| 2.4.1 | GASTOS DE PERSONAL | 4,182,569,168 | 296,386,068 | 0 | 0 | 0 | 4,478,955,236 | 355,594,053 | 600,977,481 | 251,793,395 | 229,092,413 | 253,225,776 | 1,690,683,118 | 2,788,272,118 | 129,677,026 |
| 2.4.1.01 | PLANTA DE PERSONAL PERMANENTE | 4,182,569,168 | 296,386,068 | 0 | 0 | 0 | 4,478,955,236 | 355,594,053 | 600,977,481 | 251,793,395 | 229,092,413 | 253,225,776 | 1,690,683,118 | 2,788,272,118 | 129,677,026 |
| 2.4.1.01.01 | FACTORES CONSTITUTIVOS DE SALARIO | 2,811,142,495 | 0 | 0 | 0 | 0 | 2,811,142,495 | 176,092,647 | 203,121,208 | 191,468,894 | 170,906,004 | 184,894,186 | 926,482,939 | 1,884,659,556 | 26,171,140 |
| 2.4.1.01.01.001 | FACTORES SALARIALES COMUNES | 2,811,142,495 | 0 | 0 | 0 | 0 | 2,811,142,495 | 176,092,647 | 203,121,208 | 191,468,894 | 170,906,004 | 184,894,186 | 926,482,939 | 1,884,659,556 | 26,171,140 |
| 2.4.1.01.01.001.01 | SUELDO BASICO - ASISTENCIAL | 2,285,503,776 | 0 | 0 | 0 | 0 | 2,285,503,776 | 158,729,884 | 163,488,713 | 175,363,648 | 168,437,031 | 172,917,134 | 838,936,410 | 1,446,567,366 | 0 |

EMPRESA SOCIAL DEL ESTADO BARRANCABERMEJA
EJECUCION DE GASTOS OBLIGACIONES ACUMULADOS


Periodo comprendido entre: ENERO 01 DE 2023 y MAYO 31 DE 2023

| CODIGO PPTAL | DENOMINACION PPTAL | PPTO INICIAL | ADICIONES | REDUCCION | CREDITO | CONTRA CREDITOS | PPTO DEFINITIVO | ENERO | FEBRERO | MARZO | ABRIL | MAYO | OBLIGACION ACUMULADAS | SALDO POR EJECUTAR | SALDO POR PAGAR |
|-----------------------|--|---------------|---------------|-----------|-------------|-----------------|-----------------|-------------|---------------|-------------|---------------|---------------|-----------------------|--------------------|-----------------|
| 2.4.1.01.01.001.02 | HORAS EXTRAS, DOMINICALES, FESTIVOS Y RECARGOS | 0 | 0 | 0 | 0 | 0 | 0 | 0 | 0 | 0 | 0 | 0 | 0 | 0 | 0 |
| 2.4.1.01.01.001.04 | SUBSIDIO DE ALIMENTACION - ASISTENCIAL | 12,143,196 | 0 | 0 | 0 | 0 | 12,143,196 | 911,787 | 882,688 | 945,737 | 945,737 | 880,263 | 4,566,212 | 7,576,984 | 0 |
| 2.4.1.01.01.001.05 | AUXILIO DE TRANSPORTE - ASISTENCIAL | 19,558,350 | 0 | 0 | 0 | 0 | 19,558,350 | 1,468,556 | 1,421,687 | 1,523,236 | 1,523,236 | 1,417,782 | 7,354,497 | 12,203,853 | 0 |
| 2.4.1.01.01.001.06 | PRIMA DE SERVICIO - ASISTENCIAL | 103,278,534 | 0 | 0 | 0 | 0 | 103,278,534 | 0 | 4,781,220 | 972,883 | 0 | 0 | 5,754,103 | 97,524,431 | 727,345 |
| 2.4.1.01.01.001.07 | BONIFICACION POR SERVICIOS PRESTADOS - ASISTENCIAL | 70,620,873 | 0 | 0 | 0 | 0 | 70,620,873 | 6,051,416 | 12,375,368 | 5,183,103 | 0 | 4,063,372 | 27,673,259 | 42,947,614 | 4,936,187 |
| 2.4.1.01.01.001.08 | PRESTACIONES SOCIALES - ASISTENCIAL | 320,037,766 | 0 | 0 | 0 | 0 | 320,037,766 | 8,931,004 | 20,171,532 | 7,480,287 | 0 | 5,615,635 | 42,198,458 | 277,839,308 | 20,507,608 |
| 2.4.1.01.01.001.08.01 | PRIMA DE NAVIDAD - ASISTENCIAL | 216,241,737 | 0 | 0 | 0 | 0 | 216,241,737 | 0 | 1,821,417 | 0 | 0 | 0 | 1,821,417 | 214,420,320 | 277,084 |
| 2.4.1.01.01.001.08.02 | PRIMA DE VACACIONES - ASISTENCIAL | 103,796,029 | 0 | 0 | 0 | 0 | 103,796,029 | 8,931,004 | 18,350,115 | 7,480,287 | 0 | 5,615,635 | 40,377,041 | 63,418,988 | 20,230,524 |
| 2.4.1.01.02 | CONTRIBUCIONES INHERENTES A LA NOMINA - ASISTENCIAL | 1,088,495,255 | 0 | 0 | 0 | 0 | 1,088,495,255 | 59,575,931 | 64,804,957 | 49,623,536 | 58,186,409 | 59,345,639 | 291,536,472 | 796,958,783 | 59,626,417 |
| 2.4.1.01.02.001 | APORTES A LA SEGURIDAD SOCIAL EN PENSIONES - ASISTENCIAL | 304,807,244 | 0 | 0 | 0 | 0 | 304,807,244 | 22,314,375 | 22,839,375 | 12,360,675 | 21,906,075 | 22,422,275 | 101,842,775 | 202,964,469 | 22,422,275 |
| 2.4.1.01.02.002 | APORTES A LA SEGURIDAD SOCIAL EN SALUD - ASISTENCIAL | 215,905,131 | 0 | 0 | 0 | 0 | 215,905,131 | 15,800,956 | 16,171,084 | 15,619,158 | 15,272,534 | 15,641,464 | 78,505,196 | 137,399,935 | 15,641,464 |
| 2.4.1.01.02.003 | APORTES DE CESANTIAS - ASISTENCIAL | 262,373,290 | 0 | 0 | 0 | 0 | 262,373,290 | 0 | 1,845,698 | 504,603 | 0 | 0 | 2,350,301 | 260,022,989 | 280,778 |
| 2.4.1.01.02.004 | APORTES A CAJAS DE COMPENSACION FAMILIAR - ASISTENCIAL | 109,885,398 | 0 | 0 | 0 | 0 | 109,885,398 | 7,781,500 | 8,769,000 | 7,474,300 | 7,537,700 | 7,570,200 | 39,132,700 | 70,752,698 | 7,570,200 |
| 2.4.1.01.02.005 | APORTES GENERALES AL SISTEMA DE RIESGOS LABORALES - ASISTENCIAL | 58,167,446 | 0 | 0 | 0 | 0 | 58,167,446 | 3,950,100 | 4,216,600 | 4,319,500 | 4,045,700 | 4,246,900 | 20,778,800 | 37,388,646 | 4,246,900 |
| 2.4.1.01.02.006 | APORTES AL ICBF - ASISTENCIAL | 82,414,049 | 0 | 0 | 0 | 0 | 82,414,049 | 5,836,800 | 6,577,200 | 5,606,300 | 5,653,800 | 5,678,000 | 29,352,100 | 53,061,949 | 5,678,000 |
| 2.4.1.01.02.007 | APORTES AL SENR - ASISTENCIAL | 54,942,697 | 0 | 0 | 0 | 0 | 54,942,697 | 3,892,200 | 4,886,000 | 3,739,000 | 3,770,600 | 3,786,800 | 19,574,600 | 35,368,097 | 3,786,800 |
| 2.4.1.01.03 | REMUNERACIONES NO CONSTITUTIVAS DE FACTOR SALARIAL - ASISTENCIAL | 164,931,418 | 0 | 0 | 0 | 0 | 164,931,418 | 12,789,759 | 27,504,356 | 10,700,965 | 0 | 8,985,951 | 59,981,031 | 104,950,387 | 28,280,145 |
| 2.4.1.01.03.001 | PRESTACIONES SOCIALES - ASISTENCIAL | 164,931,418 | 0 | 0 | 0 | 0 | 164,931,418 | 12,789,759 | 27,504,356 | 10,700,965 | 0 | 8,985,951 | 59,981,031 | 104,950,387 | 28,280,145 |
| 2.4.1.01.03.001.01 | VACACIONES - ASISTENCIAL | 152,234,175 | 0 | 0 | 0 | 0 | 152,234,175 | 11,692,568 | 25,147,148 | 9,766,895 | 0 | 8,318,349 | 54,924,952 | 97,309,223 | 25,791,578 |
| 2.4.1.01.03.001.02 | INDEMNIZACION POR VACACIONES - ASISTENCIAL | 0 | 0 | 0 | 0 | 0 | 0 | 0 | 0 | 0 | 0 | 0 | 0 | 0 | 0 |
| 2.4.1.01.03.001.03 | BONIFICACION ESPECIAL DE RECREACION - ASISTENCIAL | 12,697,243 | 0 | 0 | 0 | 0 | 12,697,243 | 1,097,199 | 2,357,208 | 934,070 | 0 | 667,602 | 5,056,079 | 7,641,164 | 2,488,567 |
| 2.4.1.01.09 | PASIVOS LABORALES ASISTENCIAL DE VIGENCIAS ANTERIORES | 118,000,000 | 296,386,068 | 0 | 0 | 0 | 414,386,068 | 107,135,716 | 305,546,960 | 0 | 0 | 0 | 412,682,676 | 1,703,392 | 15,599,324 |
| 2.4.5 | GASTOS DE COMERCIALIZACION Y PRODUCCION | 9,461,176,000 | 2,026,398,689 | 0 | 778,288,173 | 778,288,173 | 11,487,574,689 | 699,050,068 | 1,782,333,868 | 858,570,505 | 1,026,906,424 | 1,164,017,393 | 5,530,878,259 | 2,219,854,494 | 1,968,498,551 |
| 2.4.5.01 | MATERIALES Y SUMINISTROS | 1,972,000,000 | 380,000,000 | 0 | 266,451,000 | 95,451,000 | 2,523,000,000 | 204,825,460 | 111,153,092 | 164,335,553 | 276,656,774 | 316,242,069 | 1,073,212,948 | 924,674,181 | 307,835,022 |
| 2.4.5.01.01 | MINERALES; ELECTRICIDAD, GAS Y AGUA | 464,000,000 | 0 | 0 | 0 | 0 | 464,000,000 | 32,409,267 | 41,723,579 | 37,888,856 | 39,722,279 | 39,246,076 | 190,990,057 | 273,009,943 | 78,963,723 |
| 2.4.5.01.01.001 | ELECTRICIDAD | 440,000,000 | 0 | 0 | 0 | 0 | 440,000,000 | 30,000,000 | 39,191,061 | 35,000,000 | 37,000,000 | 37,000,000 | 178,191,061 | 261,808,939 | 77,126,787 |
| 2.4.5.01.01.002 | AGUA | 24,000,000 | 0 | 0 | 0 | 0 | 24,000,000 | 2,409,267 | 2,532,518 | 2,888,856 | 2,722,279 | 2,246,076 | 12,798,996 | 11,201,004 | 1,836,936 |
| 2.4.5.01.02 | PRODUCTOS ALIMENTICIOS, BEBIDAS Y TABACO; TEXTILES, PRENDAS DE VESTIR Y PRODUCTOS DE CUERO | 0 | 0 | 0 | 0 | 0 | 0 | 0 | 0 | 0 | 0 | 0 | 0 | 0 | 0 |
| 2.4.5.01.02.001 | DOTACION | 0 | 0 | 0 | 0 | 0 | 0 | 0 | 0 | 0 | 0 | 0 | 0 | 0 | 0 |
| 2.4.5.01.03 | OTROS BIENES TRANSPORTABLES (EXCEPTO PRODUCTOS METALICOS, MAQUINARIA Y EQUIPO) | 1,493,000,000 | 100,000,000 | 0 | 193,451,000 | 18,000,000 | 1,768,451,000 | 172,416,193 | 69,429,513 | 126,446,697 | 236,934,495 | 139,193,993 | 744,420,891 | 651,640,053 | 228,871,300 |
| 2.4.5.01.03.001 | OTROS BIENES TRANSPORTABLES - MEDICAMENTOS | 540,000,000 | 0 | 0 | 0 | 0 | 540,000,000 | 72,554,300 | 36,661,124 | 56,463,275 | 83,980,857 | 48,243,105 | 297,902,661 | 177,090,663 | 131,789,342 |
| 2.4.5.01.03.002 | OTROS BIENES TRANSPORTABLES - MATERIAL MEDICO QUIRURGICO | 180,000,000 | 0 | 0 | 0 | 0 | 180,000,000 | 0 | 18,691,281 | 1,663,344 | 23,072,193 | 43,426,818 | 108,000,000 | 24,735,537 | 0 |
| 2.4.5.01.03.003 | OTROS BIENES TRANSPORTABLES - MATERIAL DE ODONTOLOGIA | 90,000,000 | 0 | 0 | 0 | 0 | 90,000,000 | 59,999,970 | 0 | 0 | 0 | 0 | 59,999,970 | 0 | 0 |
| 2.4.5.01.03.004 | OTROS BIENES TRANSPORTABLES - MATERIAL PARA LABORATORIO | 264,000,000 | 100,000,000 | 0 | 0 | 0 | 364,000,000 | 0 | 16,433,700 | 29,165,310 | 39,897,131 | 85,496,141 | 259,000,000 | 39,897,131 | 0 |
| 2.4.5.01.03.005 | OTROS BIENES TRANSPORTABLES - GASES MEDICINALES-OXIGENO | 12,000,000 | 0 | 0 | 0 | 0 | 12,000,000 | 0 | 0 | 2,037,726 | 105,630 | 0 | 2,143,356 | 3,000,000 | 2,143,356 |
| 2.4.5.01.03.006 | OTROS BIENES TRANSPORTABLES - MATERIALES-ASISTENCIAL | 183,600,000 | 0 | 0 | 0 | 15,000,000 | 168,600,000 | 0 | 26,283,011 | 17,420,736 | 0 | 13,679,726 | 57,383,472 | 46,200,000 | 13,679,726 |
| 2.4.5.01.03.007 | OTROS BIENES TRANSPORTABLES - MANTENIMIENTO HOSPITALARIO BIENES - ASISTENCIAL | 156,000,000 | 0 | 0 | 0 | 0 | 156,000,000 | 39,861,923 | 6,485,378 | 17,437,705 | 15,636,258 | 10,882,177 | 90,303,442 | 42,181,690 | 13,312,177 |
| 2.4.5.01.03.008 | OTROS BIENES TRANSPORTABLES - SEGURIDAD Y SALUD EN EL TRABAJO-ASISTENCIAL | 5,000,000 | 0 | 0 | 0 | 0 | 5,000,000 | 0 | 0 | 0 | 0 | 0 | 0 | 5,000,000 | 0 |
| 2.4.5.01.03.009 | OTROS BIENES TRANSPORTABLES - COMBUSTIBLE-ASISTENCIAL | 32,400,000 | 0 | 0 | 0 | 0 | 32,400,000 | 0 | 0 | 0 | 0 | 3,314,031 | 3,314,031 | 10,800,000 | 3,314,031 |
| 2.4.5.01.03.010 | OTROS BIENES TRANSPORTABLES - MUEBLES | 30,000,000 | 0 | 0 | 193,451,000 | 3,000,000 | 220,451,000 | 0 | 0 | 0 | 104,451,000 | 0 | 104,451,000 | 367,700 | 0 |
| 2.4.5.01.04 | PRODUCTOS METALICOS, MAQUINARIA Y EQUIPO - INSTRUMENTAL MEDICO QUIRURGICO | 15,000,000 | 280,000,000 | 0 | 73,000,000 | 77,451,000 | 290,549,000 | 0 | 0 | 0 | 0 | 137,802,000 | 137,802,000 | 24,185 | 0 |
| 2.4.5.02 | ADQUISICION DE SERVICIOS | 7,219,176,000 | 836,006,559 | 0 | 354,100,000 | 525,100,000 | 7,884,182,559 | 457,002,975 | 739,038,562 | 694,234,952 | 745,705,430 | 847,775,325 | 3,483,757,244 | 1,252,783,112 | 1,660,663,529 |

EMPRESA SOCIAL DEL ESTADO BARRANCABERMEJA
EJECUCION DE GASTOS OBLIGACIONES ACUMULADOS

Periodo comprendido entre: ENERO 01 DE 2023 y MAYO 31 DE 2023

| CODIGO PPTAL | DENOMINACION PPTAL | PPTO INICIAL | ADICIONES | REDUCCION | CREDITO | CONTRA CREDITOS | PPTO DEFINITIVO | ENERO | FEBRERO | MARZO | ABRIL | MAYO | OBLIGACION ACUMULADAS | SALDO POR EJECUTAR | SALDO POR PAGAR |
|----------------|---|--------------|-------------|-----------|-------------|-----------------|-----------------|------------|-------------|-------|-----------|------|-----------------------|--------------------|-----------------|
| 2.4.5.02.10 | VIATICOS DE LOS FUNCIONARIOS EN COMISION | 0 | 0 | 0 | 0 | 0 | 0 | 0 | 0 | 0 | 0 | 0 | 0 | 0 | -49,542 |
| 2.4.5.09 | PASIVOS DE GASTOS DE COMERCIALIZACION Y PRODUCCION DE VIGENCIAS ANTERIORES | 270,000,000 | 810,392,129 | 0 | 157,737,173 | 157,737,173 | 1,080,392,129 | 37,221,633 | 932,142,214 | 0 | 4,544,220 | 0 | 973,908,067 | 42,397,201 | 0 |
| 2.4.5.09.01 | PASIVOS DE MATERIALES Y SUMINISTROS DE VIGENCIAS ANTERIORES | 200,000,000 | 0 | 0 | 0 | 157,737,173 | 42,262,827 | 10,926,911 | 23,605,276 | 0 | 0 | 0 | 34,533,187 | 1,748,692 | 0 |
| 2.4.5.09.01.01 | PASIVOS DE MEDICAMENTOS DE VIGENCIAS ANTERIORES | 50,000,000 | 0 | 0 | 0 | 50,000,000 | 0 | 0 | 0 | 0 | 0 | 0 | 0 | 0 | 0 |
| 2.4.5.09.01.02 | PASIVOS DE COMERCIALIZACION (COMPRA DE BYS PARA LA VENTA DIFERENTES A MEDICAMENTOS) DE VIGENCIAS ANTERIORES | 50,000,000 | 0 | 0 | 0 | 33,480,199 | 16,519,802 | 9,592,254 | 946,600 | 0 | 0 | 0 | 10,538,854 | 0 | 0 |
| 2.4.5.09.01.03 | OTROS PASIVOS DE MATERIALES Y SUMINISTROS ASISTENCIALES DE VIGENCIAS ANTERIORES | 100,000,000 | 0 | 0 | 0 | 74,256,975 | 25,743,025 | 1,334,657 | 22,659,676 | 0 | 0 | 0 | 23,994,333 | 1,748,692 | 0 |
| 2.4.5.09.02 | PASIVOS ADQUISICION DE SERVICIOS ASISTENCIALES DE VIGENCIAS ANTERIORES | 70,000,000 | 810,392,129 | 0 | 157,737,173 | 0 | 1,038,129,303 | 26,294,722 | 908,535,938 | 0 | 4,544,220 | 0 | 939,374,880 | 40,648,509 | 0 |
| 2.4.5.09.02.01 | PASIVOS DE SERVICIOS DE PERSONAL INDIRECTO ASISTENCIAL DE VIGENCIA ANTERIORES | 0 | 683,122,840 | 0 | 0 | 0 | 683,122,840 | 0 | 615,990,551 | 0 | 4,544,220 | 0 | 620,534,771 | 13,864,837 | 0 |
| 2.4.5.09.02.02 | PASIVOS DE SERVICIOS DE MANTENIMIENTO DE VIGENCIAS ANTERIORES | 20,000,000 | 77,834,490 | 0 | 0 | 0 | 97,834,490 | 0 | 97,834,490 | 0 | 0 | 0 | 97,834,490 | 0 | 0 |
| 2.4.5.09.02.03 | OTROS PASIVOS DE SERVICIOS ASISTENCIALES | 50,000,000 | 49,434,800 | 0 | 157,737,173 | 0 | 257,171,973 | 26,294,722 | 194,710,897 | 0 | 0 | 0 | 221,005,619 | 26,783,672 | 0 |



MONICA SAMPAYO CONTRERAS
Subdirectora Administrativa y Financiera