

EMPRESA SOCIAL DEL ESTADO BARRANCABERMEJA
EJECUCION DE INGRESOS

PERIODO

Periodo comprendido entre: Periodo comprendido entre: ENERO 01 DE 2023 y AGOSTO 31 DE 2023


| CODIGO PPTAL | DENOMINACION PPTAL | PPTO INICIAL | ADICIONES | REDUCCION | CREDITO | CONTRA CREDITOS | PPTO DEFINITIVO | RECONOCIMIENTO | | | | | | | | RECOIMIENTO ACUMULADAS | SALDO POR EJECUTAR |
|---------------------------|--|--------------|---------------|-----------|-------------|-----------------|-----------------|----------------|-------------|---------------|------------|-------------|-----------|-----------|------------|------------------------|--------------------|
| | | | | | | | | ENERO | FEBRERO | MARZO | ABRIL | MAYO | JUNIO | JULIO | AGOSTO | | |
| 1.1.02.05.001.09.02.19.03 | CUENTAS POR COBRAR- PLAN DE INTERVENCIONES COLECTIVAS | 0 | 0 | 0 | 0 | 0 | 0 | 0 | 0 | 0 | 0 | 0 | 0 | 0 | 0 | 0 | 0 |
| 1.1.02.05.001.09.02.19.04 | CUENTAS POR COBRAR- EVENTOS CATASTRÉFICOS Y ACCIDENTES DE TRANSITO | 0 | 0 | 0 | 0 | 0 | 0 | 0 | 0 | 0 | 0 | 0 | 0 | 0 | 0 | 0 | 0 |
| 1.1.02.05.001.09.02.19.05 | OTROS RECURSOS SECRETARIAS DE SALUD | 0 | 0 | 0 | 0 | 0 | 0 | 0 | 0 | 0 | 0 | 0 | 0 | 0 | 0 | 0 | 0 |
| 1.1.02.05.001.09.02.19.06 | C X C - OTRAS VENTAS DE SERVICIOS DE SALUD | 0 | 0 | 0 | 0 | 0 | 0 | 0 | 0 | 0 | 0 | 0 | 0 | 0 | 0 | 0 | 0 |
| 1.1.02.05.001.09.02.19.07 | C X C - OTROS RECURSOS SECRETARIA DE SALUD | 0 | 0 | 0 | 0 | 0 | 0 | 0 | 0 | 0 | 0 | 0 | 0 | 0 | 0 | 0 | 0 |
| 1.1.02.05.001.09.03 | VENTA DE OTROS BIENES Y SERVICIOS | 0 | 0 | 0 | 0 | 0 | 0 | 0 | 0 | 0 | 0 | 0 | 0 | 0 | 0 | 0 | 0 |
| 1.1.02.05.001.09.04 | OTROS INGRESOS CORRIENTES | 0 | 0 | 0 | 0 | 0 | 0 | 0 | 0 | 0 | 0 | 0 | 0 | 0 | 0 | 0 | 1,352,106,701 |
| 1.1.02.06 | TRANSFERENCIAS CORRIENTES | 0 | 1,352,106,701 | 0 | 0 | 0 | 1,352,106,701 | 0 | 0 | 0 | 0 | 0 | 0 | 0 | 0 | 0 | 0 |
| 1.1.02.06.006 | ENTIDADES DEL GOBIERNO GENERAL | 0 | 0 | 0 | 0 | 0 | 0 | 0 | 0 | 0 | 0 | 0 | 0 | 0 | 0 | 0 | 0 |
| 1.1.02.06.006.06 | OTRAS UNIDADES DE GOBIERNO | 0 | 0 | 0 | 0 | 0 | 0 | 0 | 0 | 0 | 0 | 0 | 0 | 0 | 0 | 0 | 0 |
| 1.1.02.06.006.06.01 | CONVENIO INTERADMINISTRATIVO | 0 | 0 | 0 | 0 | 0 | 0 | 0 | 0 | 0 | 0 | 0 | 0 | 0 | 0 | 0 | 0 |
| 1.1.02.06.007 | SUBVENCIONES | 0 | 1,352,106,701 | 0 | 0 | 0 | 1,352,106,701 | 0 | 0 | 0 | 0 | 0 | 0 | 0 | 0 | 0 | 1,352,106,701 |
| 1.1.02.06.007.02 | EMPRESAS PUBLICAS NO FINANCIERAS | 0 | 1,352,106,701 | 0 | 0 | 0 | 1,352,106,701 | 0 | 0 | 0 | 0 | 0 | 0 | 0 | 0 | 0 | 1,352,106,701 |
| 1.1.02.06.007.02.08 | TRANSFERENCIAS PARA EMPRESAS SOCIALES DEL ESTADO | 0 | 1,352,106,701 | 0 | 0 | 0 | 1,352,106,701 | 0 | 0 | 0 | 0 | 0 | 0 | 0 | 0 | 0 | 1,352,106,701 |
| 1.1.02.06.007.02.08.01 | TRANSFERENCIAS PARA ESES - APORTE NACION | 0 | 0 | 0 | 0 | 0 | 0 | 0 | 0 | 0 | 0 | 0 | 0 | 0 | 0 | 0 | 0 |
| 1.1.02.06.007.02.08.02 | TRANSFERENCIAS PARA ESES - APORTE DEPARTAMENTAL | 0 | 0 | 0 | 0 | 0 | 0 | 0 | 0 | 0 | 0 | 0 | 0 | 0 | 0 | 0 | 0 |
| 1.1.02.06.007.02.08.03 | TRANSFERENCIAS PARA ESES - APORTE MUNICIPAL -SUBSIDIO A LA OFERTA | 0 | 1,352,106,701 | 0 | 0 | 0 | 1,352,106,701 | 0 | 0 | 0 | 0 | 0 | 0 | 0 | 0 | 0 | 1,352,106,701 |
| 1.1.02.06.008 | DIFERENTES DE SUBVENCIONES | 0 | 0 | 0 | 0 | 0 | 0 | 0 | 0 | 0 | 0 | 0 | 0 | 0 | 0 | 0 | 0 |
| 1.2 | RECURSOS DE CAPITAL | 0 | 1,395,875,920 | 0 | 500,000,000 | 0 | 1,895,875,920 | 529,076 | 195,124,438 | 1,008,974,598 | 86,880,365 | 108,530,012 | 2,220,314 | 7,251,202 | 34,534,766 | 1,444,044,771 | 451,831,149 |
| 1.2.05 | RENDIMIENTOS FINANCIEROS | 0 | 0 | 0 | 0 | 0 | 0 | 529,076 | 399,536 | 632,784 | 828,199 | 821,905 | 900,752 | 889,581 | 582,072 | 5,583,905 | -5,583,905 |
| 1.2.05.02 | RENDIMIENTOS FINANCIEROS DEPOSITOS | 0 | 0 | 0 | 0 | 0 | 0 | 529,076 | 399,536 | 632,784 | 828,199 | 821,905 | 900,752 | 889,581 | 582,072 | 5,583,905 | -5,583,905 |
| 1.2.06 | DONACIONES | 0 | 0 | 0 | 0 | 0 | 0 | 0 | 0 | 0 | 0 | 0 | 0 | 0 | 0 | 0 | 0 |
| 1.2.09 | RECUPERACION DE CARTERA | 0 | 1,395,875,920 | 0 | 500,000,000 | 0 | 1,895,875,920 | 0 | 194,724,902 | 1,008,341,814 | 86,052,166 | 107,708,107 | 1,319,562 | 6,361,621 | 33,952,694 | 1,438,460,867 | 457,415,054 |
| 1.2.09.01 | SERVICIOS DE SALUD | 0 | 1,395,875,920 | 0 | 500,000,000 | 0 | 1,895,875,920 | 0 | 194,724,902 | 1,008,341,814 | 86,052,166 | 107,708,107 | 1,319,562 | 6,361,621 | 33,952,694 | 1,438,460,867 | 457,415,054 |
| 1.2.09.01.001 | REGIMEN SUBSIDIADO | 0 | 364,245,021 | 0 | 500,000,000 | 0 | 864,245,021 | 0 | 190,887,714 | 113,904,207 | 55,211,266 | 99,547,294 | 1,110,740 | 4,247,633 | 28,421,852 | 493,330,706 | 370,914,315 |
| 1.2.09.01.001.01 | RECUPERACION DE CARTERA - REGIMEN SUBSIDIADO CAPITADO | 0 | 349,090,369 | 0 | 440,000,000 | 0 | 789,090,369 | 0 | 119,862,886 | 0 | 44,739,016 | 89,628,281 | 0 | 0 | 0 | 254,230,183 | 534,860,186 |
| 1.2.09.01.001.02 | RECUPERACION DE CARTERA - REGIMEN SUBSIDIADO EVENTO | 0 | 15,154,652 | 0 | 60,000,000 | 0 | 75,154,652 | 0 | 71,024,828 | 113,904,207 | 10,472,250 | 9,919,013 | 1,110,740 | 4,247,633 | 28,421,852 | 239,100,523 | -163,945,871 |
| 1.2.09.01.002 | RECUPERACION DE CARTERA - REGIMEN CONTRIBUTIVO | 0 | 2,795,734 | 0 | 0 | 0 | 2,795,734 | 0 | 3,446,600 | 3,465,490 | 30,840,900 | 8,160,813 | 24,900 | 2,113,988 | 5,530,842 | 53,583,533 | -50,787,799 |
| 1.2.09.01.002.01 | RECUPERACION DE CARTERA - REGIMEN CONTRIBUTIVO CAPITADO | 0 | 0 | 0 | 0 | 0 | 0 | 0 | 0 | 0 | 0 | 0 | 0 | 0 | 0 | 0 | 0 |
| 1.2.09.01.002.02 | RECUPERACION DE CARTERA - REGIMEN CONTRIBUTIVO EVENTO | 0 | 2,795,734 | 0 | 0 | 0 | 2,795,734 | 0 | 3,446,600 | 3,465,490 | 30,840,900 | 8,160,813 | 24,900 | 2,113,988 | 5,530,842 | 53,583,533 | -50,787,799 |
| 1.2.09.01.003 | RECUPERACION DE CARTERA - PLAN DE INTERVENCIONES COLECTIVAS | 0 | 216,137,223 | 0 | 0 | 0 | 216,137,223 | 0 | 0 | 216,137,223 | 0 | 0 | 0 | 0 | 0 | 216,137,223 | 0 |
| 1.2.09.01.003.02 | RECUPERACION DE CARTERA - PIC DISTRITO BARRANCABERMEJA | 0 | 216,137,223 | 0 | 0 | 0 | 216,137,223 | 0 | 0 | 216,137,223 | 0 | 0 | 0 | 0 | 0 | 216,137,223 | 0 |
| 1.2.09.01.004 | RECUPERACION DE CARTERA - EVENTOS CATASTROFICOS Y ACCIDENTES DE TRANSITO | 0 | 0 | 0 | 0 | 0 | 0 | 0 | 106,948 | 84,055 | 0 | 0 | 0 | 0 | 0 | 191,003 | -191,003 |
| 1.2.09.01.004.01 | RECUPERACION DE CARTERA - MIN. SALUD FOSYGA RECLAMACIONES ECAT - ADRES | 0 | 0 | 0 | 0 | 0 | 0 | 0 | 106,948 | 0 | 0 | 0 | 0 | 0 | 0 | 106,948 | -106,948 |
| 1.2.09.01.004.02 | RECUPERACION DE CARTERA - ACCIDENTES DE TRANSITO - SOAT | 0 | 0 | 0 | 0 | 0 | 0 | 0 | 0 | 84,055 | 0 | 0 | 0 | 0 | 0 | 84,055 | -84,055 |
| 1.2.09.01.005 | OTROS RECURSOS SECRETARIAS DE SALUD | 0 | 139,173,894 | 0 | 0 | 0 | 139,173,894 | 0 | 0 | 16,277 | 0 | 0 | 0 | 183,922 | 0 | 200,199 | 138,973,695 |
| 1.2.09.01.005.01 | SECRETARIA DEPARTAMENTAL DE SANTANDER | 0 | 135,886,684 | 0 | 0 | 0 | 135,886,684 | 0 | 0 | 0 | 0 | 0 | 0 | 183,922 | 0 | 183,922 | 135,702,762 |

EMPRESA SOCIAL DEL ESTADO BARRANCABERMEJA
EJECUCION DE INGRESOS

PERIODO

Periodo comprendido entre: Periodo comprendido entre: ENERO 01 DE 2023 y AGOSTO 31 DE 2023

| CODIGO PPTAL | DENOMINACION PPTAL | PPTO INICIAL | ADICIONES | REDUCCION | CREDITO | CONTRA CREDITOS | PPTO DEFINITIVO | RECONOCIMIENTO | | | | | | | | RECOGIMIENTO ACUMULADAS | SALDO POR EJECUTAR | |
|------------------|---|--------------|-------------|-----------|---------|-----------------|-----------------|----------------|---------|-------------|-------|------|-------|-------|--------|-------------------------|--------------------|-----------|
| | | | | | | | | ENERO | FEBRERO | MARZO | ABRIL | MAYO | JUNIO | JULIO | AGOSTO | | | |
| 1.2.09.01.005.02 | RECUPERACION DE CARTERA - TPS PUBLICA | 0 | 0 | 0 | 0 | 0 | 0 | 0 | 0 | 16,277 | 0 | 0 | 0 | 0 | 0 | 0 | 16,277 | -16,277 |
| 1.2.09.01.005.03 | RECUPERACION DE CARTERA - APS | 0 | 0 | 0 | 0 | 0 | 0 | 0 | 0 | 0 | 0 | 0 | 0 | 0 | 0 | 0 | 0 | 0 |
| 1.2.09.01.005.04 | RECUPERACION DE CARTERA - SALUD ESCOLAR | 0 | 0 | 0 | 0 | 0 | 0 | 0 | 0 | 0 | 0 | 0 | 0 | 0 | 0 | 0 | 0 | 0 |
| 1.2.09.01.005.05 | DISTRITO DE BARRANCABERMEJA POBLACION EXTRANJERA MADRES | 0 | 3,287,210 | 0 | 0 | 0 | 3,287,210 | 0 | 0 | 0 | 0 | 0 | 0 | 0 | 0 | 0 | 0 | 3,287,210 |
| 1.2.09.01.005.06 | ATENCION A LA POBLACION POBRE NO AFILIADA AL REGIMEN SUBSIDIADO 11 | 0 | 0 | 0 | 0 | 0 | 0 | 0 | 0 | 0 | 0 | 0 | 0 | 0 | 0 | 0 | 0 | 0 |
| 1.2.09.01.006 | RECUPERACION DE CARTERA - OTRAS VENTAS DE SERVICIOS DE SALUD | 0 | 0 | 0 | 0 | 0 | 0 | 0 | 283,640 | 490,303 | 0 | 0 | 0 | 0 | 0 | 0 | 773,943 | -773,943 |
| 1.2.09.01.006.01 | RECUPERACION DE CARTERA - COPAGOS | 0 | 0 | 0 | 0 | 0 | 0 | 0 | 0 | 0 | 0 | 0 | 0 | 0 | 0 | 0 | 0 | 0 |
| 1.2.09.01.006.02 | REGIMEN ESPECIAL - FUERZAS MILITARES | 0 | 0 | 0 | 0 | 0 | 0 | 0 | 0 | 0 | 0 | 0 | 0 | 0 | 0 | 0 | 0 | 0 |
| 1.2.09.01.006.03 | REGIMEN ESPECIAL - POLICIA NACIONAL | 0 | 0 | 0 | 0 | 0 | 0 | 0 | 0 | -69,697 | 0 | 0 | 0 | 0 | 0 | 0 | -69,697 | 69,697 |
| 1.2.09.01.006.04 | NACIONAL DE GESTION DEL RIESGO DE DESASTRES (COVID) | 0 | 0 | 0 | 0 | 0 | 0 | 0 | 0 | 0 | 0 | 0 | 0 | 0 | 0 | 0 | 0 | 0 |
| 1.2.09.01.006.05 | RECUPERACION DE CARTERA - IPS PRIVADAS | 0 | 0 | 0 | 0 | 0 | 0 | 0 | 234,112 | 560,000 | 0 | 0 | 0 | 0 | 0 | 0 | 794,112 | -794,112 |
| 1.2.09.01.006.06 | RECUPERACION DE CARTERA - FONDO NACIONAL DE SALUD DE LAS PERSONAS PRIVADAS DE LA LIBERTAD | 0 | 0 | 0 | 0 | 0 | 0 | 0 | 0 | 0 | 0 | 0 | 0 | 0 | 0 | 0 | 0 | 0 |
| 1.2.09.01.006.07 | RECUPERACION DE CARTERA - PARTICULARES | 0 | 0 | 0 | 0 | 0 | 0 | 0 | 49,528 | 0 | 0 | 0 | 0 | 0 | 0 | 0 | 49,528 | -49,528 |
| 1.2.09.01.007 | RECUPERACION DE CARTERA - OTRAS INGRESOS DIFERENTES A VENTAS DE SERVICIOS DE SALUD | 0 | 673,524,048 | 0 | 0 | 0 | 673,524,048 | 0 | 0 | 674,244,260 | 0 | 0 | 0 | 0 | 0 | 0 | 674,244,260 | -720,212 |
| 1.2.09.01.007.01 | RECUPERACION DE CARTERA - SUBSIDIO A LA OFERTA | 0 | 673,524,048 | 0 | 0 | 0 | 673,524,048 | 0 | 0 | 674,244,260 | 0 | 0 | 0 | 0 | 0 | 0 | 674,244,260 | -720,212 |



MONICA SAMPAYO CONTRERAS

Subdirectora Administrativa y Financiera

EMPRESA SOCIAL DEL ESTADO BARRANCABERMEJA
EIECUCION DE INGRESOS

| CODIGO PPTAL | DENOMINACION PPTAL | RECAUDOS | | | | | | | | RECAUDOS ACUMULADO | CUENTAS POR COBRAR |
|---------------------------|--|----------|-------------|---------------|------------|-------------|-----------|-----------|------------|--------------------|--------------------|
| | | ENERO | FEBRERO | MARZO | ABRIL | MAYO | JUNIO | JULIO | AGOSTO | | |
| 1.1.02.05.001.09.02.19.03 | CUENTAS POR COBRAR- PLAN DE INTERVENCIONES COLECTIVAS | 0 | 0 | 0 | 0 | 0 | 0 | 0 | 0 | 0 | 0 |
| 1.1.02.05.001.09.02.19.04 | CUENTAS POR COBRAR- EVENTOS CATASTRÉFICOS Y ACCIDENTES DE TRANSITO | 0 | 0 | 0 | 0 | 0 | 0 | 0 | 0 | 0 | 0 |
| 1.1.02.05.001.09.02.19.05 | OTROS RECURSOS SECRETARIAS DE SALUD | 0 | 0 | 0 | 0 | 0 | 0 | 0 | 0 | 0 | 0 |
| 1.1.02.05.001.09.02.19.06 | C X C - OTRAS VENTAS DE SERVICIOS DE SALUD | 0 | 0 | 0 | 0 | 0 | 0 | 0 | 0 | 0 | 0 |
| 1.1.02.05.001.09.02.19.07 | C X C - OTROS RECURSOS SECRETARIA DE SALUD | 0 | 0 | 0 | 0 | 0 | 0 | 0 | 0 | 0 | 0 |
| 1.1.02.05.001.09.03 | VENTA DE OTROS BIENES Y SERVICIOS | 0 | 0 | 0 | 0 | 0 | 0 | 0 | 0 | 0 | 0 |
| 1.1.02.05.001.09.04 | OTROS INGRESOS CORRIENTES | 0 | 0 | 0 | 0 | 0 | 0 | 0 | 0 | 0 | 0 |
| 1.1.02.06 | TRANSFERENCIAS CORRIENTES | 0 | 0 | 0 | 0 | 0 | 0 | 0 | 0 | 0 | 0 |
| 1.1.02.06.006 | ENTIDADES DEL GOBIERNO GENERAL | 0 | 0 | 0 | 0 | 0 | 0 | 0 | 0 | 0 | 0 |
| 1.1.02.06.006.06 | OTRAS UNIDADES DE GOBIERNO | 0 | 0 | 0 | 0 | 0 | 0 | 0 | 0 | 0 | 0 |
| 1.1.02.06.006.06.01 | CONVENIO INTERADMINISTRATIVO | 0 | 0 | 0 | 0 | 0 | 0 | 0 | 0 | 0 | 0 |
| 1.1.02.06.007 | SUBVENCIONES | 0 | 0 | 0 | 0 | 0 | 0 | 0 | 0 | 0 | 0 |
| 1.1.02.06.007.02 | EMPRESAS PUBLICAS NO FINANCIERAS | 0 | 0 | 0 | 0 | 0 | 0 | 0 | 0 | 0 | 0 |
| 1.1.02.06.007.02.08 | TRANSFERENCIAS PARA EMPRESAS SOCIALES DEL ESTADO | 0 | 0 | 0 | 0 | 0 | 0 | 0 | 0 | 0 | 0 |
| 1.1.02.06.007.02.08.01 | TRANSFERENCIAS PARA ESES - APORTE NACION | 0 | 0 | 0 | 0 | 0 | 0 | 0 | 0 | 0 | 0 |
| 1.1.02.06.007.02.08.02 | TRANSFERENCIAS PARA ESES - APORTE DEPARTAMENTAL | 0 | 0 | 0 | 0 | 0 | 0 | 0 | 0 | 0 | 0 |
| 1.1.02.06.007.02.08.03 | TRANSFERENCIAS PARA ESES - APORTE MUNICIPAL - SUBSIDIO A LA OFERTA | 0 | 0 | 0 | 0 | 0 | 0 | 0 | 0 | 0 | 0 |
| 1.1.02.06.008 | DIFERENTES DE SUBVENCIONES | 0 | 0 | 0 | 0 | 0 | 0 | 0 | 0 | 0 | 0 |
| 1.2 | RECURSOS DE CAPITAL | 529,076 | 195,124,438 | 1,008,974,598 | 86,880,365 | 108,530,012 | 2,220,314 | 7,251,202 | 34,534,766 | 1,444,044,771 | 0 |
| 1.2.05 | RENDIMIENTOS FINANCIEROS | 529,076 | 399,536 | 632,784 | 828,199 | 821,905 | 900,752 | 889,581 | 582,072 | 5,583,905 | 0 |
| 1.2.05.02 | RENDIMIENTOS FINANCIEROS DEPOSITOS | 529,076 | 399,536 | 632,784 | 828,199 | 821,905 | 900,752 | 889,581 | 582,072 | 5,583,905 | 0 |
| 1.2.06 | DONACIONES | 0 | 0 | 0 | 0 | 0 | 0 | 0 | 0 | 0 | 0 |
| 1.2.09 | RECUPERACION DE CARTERA | 0 | 194,724,902 | 1,008,341,814 | 86,052,166 | 107,708,107 | 1,319,562 | 6,361,621 | 33,952,694 | 1,438,460,867 | 0 |
| 1.2.09.01 | SERVICIOS DE SALUD | 0 | 194,724,902 | 1,008,341,814 | 86,052,166 | 107,708,107 | 1,319,562 | 6,361,621 | 33,952,694 | 1,438,460,867 | 0 |
| 1.2.09.01.001 | REGIMEN SUBSIDIADO | 0 | 190,887,714 | 113,904,207 | 55,211,266 | 99,547,294 | 1,110,740 | 4,247,633 | 28,421,852 | 493,330,706 | 0 |
| 1.2.09.01.001.01 | RECUPERACION DE CARTERA - REGIMEN SUBSIDIADO CAPITADO | 0 | 119,862,886 | 0 | 44,739,016 | 89,628,281 | 0 | 0 | 0 | 254,230,183 | 0 |
| 1.2.09.01.001.02 | RECUPERACION DE CARTERA - REGIMEN SUBSIDIADO EVENTO | 0 | 71,024,828 | 113,904,207 | 10,472,250 | 9,919,013 | 1,110,740 | 4,247,633 | 28,421,852 | 239,100,523 | 0 |
| 1.2.09.01.002 | RECUPERACION DE CARTERA - REGIMEN CONTRIBUTIVO | 0 | 3,446,600 | 3,465,490 | 30,840,900 | 8,160,813 | 24,900 | 2,113,988 | 5,530,842 | 53,583,533 | 0 |
| 1.2.09.01.002.01 | RECUPERACION DE CARTERA - REGIMEN CONTRIBUTIVO CAPITADO | 0 | 0 | 0 | 0 | 0 | 0 | 0 | 0 | 0 | 0 |
| 1.2.09.01.002.02 | RECUPERACION DE CARTERA - REGIMEN CONTRIBUTIVO EVENTO | 0 | 3,446,600 | 3,465,490 | 30,840,900 | 8,160,813 | 24,900 | 2,113,988 | 5,530,842 | 53,583,533 | 0 |
| 1.2.09.01.003 | RECUPERACION DE CARTERA - PLAN DE INTERVENCIONES COLECTIVAS | 0 | 0 | 216,137,223 | 0 | 0 | 0 | 0 | 0 | 216,137,223 | 0 |
| 1.2.09.01.003.02 | RECUPERACION DE CARTERA - PIC DISTRITO BARRANCABERMEJA | 0 | 0 | 216,137,223 | 0 | 0 | 0 | 0 | 0 | 216,137,223 | 0 |
| 1.2.09.01.004 | RECUPERACION DE CARTERA - EVENTOS CATASTROFICOS Y ACCIDENTES DE TRANSITO | 0 | 106,948 | 84,055 | 0 | 0 | 0 | 0 | 0 | 191,003 | 0 |
| 1.2.09.01.004.01 | RECUPERACION DE CARTERA - MIN. SALUD FOSYGA RECLAMACIONES ECAT - ADRES | 0 | 106,948 | 0 | 0 | 0 | 0 | 0 | 0 | 106,948 | 0 |
| 1.2.09.01.004.02 | RECUPERACION DE CARTERA - ACCIDENTES DE TRANSITO - SOAT | 0 | 0 | 84,055 | 0 | 0 | 0 | 0 | 0 | 84,055 | 0 |
| 1.2.09.01.005 | OTROS RECURSOS SECRETARIAS DE SALUD | 0 | 0 | 16,277 | 0 | 0 | 183,922 | 0 | 0 | 200,199 | 0 |
| 1.2.09.01.005.01 | SECRETARIA DEPARTAMENTAL DE SANTANDER | 0 | 0 | 0 | 0 | 0 | 183,922 | 0 | 0 | 183,922 | 0 |

EMPRESA SOCIAL DEL ESTADO BARRANCABERMEJA
EJECUCION DE INGRESOS

| CODIGO PPTAL | DENOMINACION PPTAL | RECAUDOS | | | | | | | | RECAUDOS ACUMULADO | CUENTAS POR COBRAR |
|------------------|---|----------|---------|-------------|-------|------|-------|-------|--------|--------------------|--------------------|
| | | ENERO | FEBRERO | MARZO | ABRIL | MAYO | JUNIO | JULIO | AGOSTO | | |
| 1.2.09.01.005.02 | RECUPERACION DE CARTERA - IPS PUBLICA | 0 | 0 | 16,277 | 0 | 0 | 0 | 0 | 0 | 16,277 | 0 |
| 1.2.09.01.005.03 | RECUPERACION DE CARTERA - APS | 0 | 0 | 0 | 0 | 0 | 0 | 0 | 0 | 0 | 0 |
| 1.2.09.01.005.04 | RECUPERACION DE CARTERA - SALUD ESCOLAR | 0 | 0 | 0 | 0 | 0 | 0 | 0 | 0 | 0 | 0 |
| 1.2.09.01.005.05 | DISTRITO DE BARRANCABERMEJA POBLACION EXTRANJERA MADRES | 0 | 0 | 0 | 0 | 0 | 0 | 0 | 0 | 0 | 0 |
| 1.2.09.01.005.06 | ATENCION A LA POBLACION POBRE NO AFILIADA AL REGIMEN SUBSIDIADO I I | 0 | 0 | 0 | 0 | 0 | 0 | 0 | 0 | 0 | 0 |
| 1.2.09.01.006 | RECUPERACION DE CARTERA - OTRAS VENTAS DE SERVICIOS DE SALUD | 0 | 283,640 | 490,303 | 0 | 0 | 0 | 0 | 0 | 773,943 | 0 |
| 1.2.09.01.006.01 | RECUPERACION DE CARTERA - COPAGOS | 0 | 0 | 0 | 0 | 0 | 0 | 0 | 0 | 0 | 0 |
| 1.2.09.01.006.02 | REGIMEN ESPECIAL - FUERZAS MILITARES | 0 | 0 | 0 | 0 | 0 | 0 | 0 | 0 | 0 | 0 |
| 1.2.09.01.006.03 | REGIMEN ESPECIAL - POLICIA NACIONAL | 0 | 0 | -69,697 | 0 | 0 | 0 | 0 | 0 | -69,697 | 0 |
| 1.2.09.01.006.04 | NACIONAL DE GESTION DEL RIESGO DE DESASTRES (COVID) | 0 | 0 | 0 | 0 | 0 | 0 | 0 | 0 | 0 | 0 |
| 1.2.09.01.006.05 | RECUPERACION DE CARTERA - IPS PRIVADAS | 0 | 234,112 | 560,000 | 0 | 0 | 0 | 0 | 0 | 794,112 | 0 |
| 1.2.09.01.006.06 | RECUPERACION DE CARTERA - FONDO NACIONAL DE SALUD DE LAS PERSONAS PRIVADAS DE LA LIBERTAD | 0 | 0 | 0 | 0 | 0 | 0 | 0 | 0 | 0 | 0 |
| 1.2.09.01.006.07 | RECUPERACION DE CARTERA - PARTICULARES | 0 | 49,528 | 0 | 0 | 0 | 0 | 0 | 0 | 49,528 | 0 |
| 1.2.09.01.007 | RECUPERACION DE CARTERA - OTRAS INGRESOS DIFERENTES A VENTAS DE SERVICIOS DE SALUD | 0 | 0 | 674,244,260 | 0 | 0 | 0 | 0 | 0 | 674,244,260 | 0 |
| 1.2.09.01.007.01 | RECUPERACION DE CARTERA - SUBSIDIO A LA OFERTA | 0 | 0 | 674,244,260 | 0 | 0 | 0 | 0 | 0 | 674,244,260 | 0 |


MONICA SAMPAYO CONTRERAS

Subdirectora Administrativa y Financiera

EMPRESA SOCIAL DEL ESTADO BARRANCABERMEJA
EJECUCION DE GASTOS PAGOS ACUMULADOS Y CUENTAS POR PAGAR

Periodo comprendido entre: Periodo comprendido entre: ENERO 01 DE 2023 Y AGOSTO 31 DE 2023

PAGOS

| CODIGO PPTAL | DENOMINACION PPTAL | PPTO INICIAL | ADICIONES | REDUCCION | CREDITO | CONTRA CREDITOS | DEFINITIVO | ENERO | FEBRERO | MARZO | ABRIL | MAYO | JUNIO | JULIO | AGOSTO | PAGOS ACUMULADAS | REGISTROS POR PAGAR | OBLIGACION POR PAGAR |
|----------------------------|---|----------------|---------------|-----------|---------------|-----------------|----------------|-------------|---------------|---------------|-------------|---------------|---------------|---------------|---------------|------------------|---------------------|----------------------|
| 2 | GASTOS | 18,701,365,113 | 8,510,992,595 | 0 | 1,407,948,579 | 1,407,948,579 | 27,212,357,707 | 459,534,883 | 2,149,635,423 | 1,771,762,103 | 886,521,842 | 1,733,089,839 | 2,102,104,881 | 2,647,221,730 | 1,964,757,326 | 13,714,628,027 | 8,086,938,718 | 1,961,114,830 |
| 2.1 | FUNCIONAMIENTO | 5,057,619,845 | 1,638,777,833 | 0 | 355,880,406 | 355,880,406 | 6,696,397,778 | 177,250,578 | 418,197,412 | 628,263,918 | 217,573,959 | 420,978,432 | 737,977,374 | 577,991,801 | 478,613,269 | 3,656,841,743 | 554,903,387 | 308,666,657 |
| 2.1.1 | GASTOS DE PERSONAL | 2,523,665,485 | 78,301,226 | 0 | 260,000,000 | 260,000,000 | 2,341,966,711 | 139,375,658 | 209,409,711 | 147,188,281 | 160,849,410 | 143,967,744 | 232,704,936 | 268,949,286 | 151,300,225 | 1,453,745,251 | 64,306,718 | 64,306,718 |
| 2.1.1.01 | PLANTA DE PERSONAL PERMANENTE | 2,523,665,485 | 78,301,226 | 0 | 260,000,000 | 260,000,000 | 2,341,966,711 | 139,375,658 | 209,409,711 | 147,188,281 | 160,849,410 | 143,967,744 | 232,704,936 | 268,949,286 | 151,300,225 | 1,453,745,251 | 64,306,718 | 64,306,718 |
| 2.1.1.01.01 | FACTORES CONSTITUTIVOS DE SALARIO | 1,711,040,784 | 0 | 0 | 200,000,000 | 200,000,000 | 1,511,040,784 | 93,460,851 | 93,889,258 | 107,720,402 | 107,418,246 | 105,906,394 | 196,644,278 | 177,429,588 | 109,366,446 | 991,835,463 | 12,361,190 | 12,361,190 |
| 2.1.1.01.01.001 | FACTORES SALARIALES COMUNES | 1,711,040,784 | 0 | 0 | 200,000,000 | 200,000,000 | 1,511,040,784 | 93,460,851 | 93,889,258 | 107,720,402 | 107,418,246 | 105,906,394 | 196,644,278 | 177,429,588 | 109,366,446 | 991,835,463 | 12,361,190 | 12,361,190 |
| 2.1.1.01.01.001.01 | SUELDO BASICO - FUNCIONAMIENTO | 1,403,629,560 | 0 | 0 | 200,000,000 | 200,000,000 | 1,203,629,560 | 90,290,932 | 93,509,416 | 96,135,412 | 100,515,028 | 98,770,136 | 187,647,518 | 107,134,014 | 107,873,423 | 881,875,879 | 0 | 0 |
| 2.1.1.01.01.001.02 | HORAS EXTRAS, DOMINICALES, FESTIVOS Y RECARGOS - FUNCIONAMIENTO | 0 | 0 | 0 | 0 | 0 | 0 | 0 | 0 | 0 | 0 | 0 | 0 | 0 | 0 | 0 | 0 | 0 |
| 2.1.1.01.01.001.04 | SUBSIDIO DE ALIMENTACION - FUNCIONAMIENTO | 1,868,184 | 0 | 0 | 0 | 0 | 1,868,184 | 234,344 | 234,344 | 145,498 | 145,498 | 145,498 | 236,997 | 166,770 | 141,755 | 1,450,704 | 0 | 0 |
| 2.1.1.01.01.001.05 | AUDICIO DE TRANSPORTE - FUNCIONAMIENTO | 3,008,977 | 0 | 0 | 0 | 0 | 3,008,977 | 145,498 | 145,498 | 234,344 | 234,344 | 234,344 | 454,623 | 281,212 | 239,030 | 1,968,893 | 0 | 0 |
| 2.1.1.01.01.001.06 | PRIMA DE SERVICIO - FUNCIONAMIENTO | 60,419,657 | 0 | 0 | 0 | 0 | 60,419,657 | 0 | 0 | 0 | 0 | 3,123,889 | 456,713 | 46,941,300 | 0 | 50,521,902 | 0 | 0 |
| 2.1.1.01.01.001.07 | BONIFICACION POR SERVICIOS PRESTADOS - FUNCIONAMIENTO | 41,565,057 | 0 | 0 | 0 | 0 | 41,565,057 | 2,790,077 | 0 | 6,866,414 | 0 | 275,431 | 5,841,199 | 8,054,328 | 1,112,238 | 24,939,687 | 0 | 0 |
| 2.1.1.01.01.001.08 | PRESTACIONES SOCIALES - FUNCIONAMIENTO | 200,549,349 | 0 | 0 | 0 | 0 | 200,549,349 | 0 | 0 | 4,338,734 | 6,523,376 | 3,357,096 | 2,007,228 | 14,851,964 | 0 | 31,078,398 | 12,361,190 | 12,361,190 |
| 2.1.1.01.01.001.08.01 | PRIMA DE NAVIDAD - FUNCIONAMIENTO | 131,119,044 | 0 | 0 | 0 | 0 | 131,119,044 | 0 | 0 | 0 | 0 | 2,937,685 | 412,310 | 4,561,523 | 0 | 7,911,518 | 0 | 0 |
| 2.1.1.01.01.001.08.02 | PRIMA DE VACACIONES - FUNCIONAMIENTO | 69,430,305 | 0 | 0 | 0 | 0 | 69,430,305 | 0 | 0 | 4,338,734 | 6,523,376 | 419,411 | 1,594,918 | 10,290,441 | 0 | 23,166,880 | 12,361,190 | 12,361,190 |
| 2.1.1.01.02 | CONTRIBUCIONES INHERENTES A LA NOMINA - FUNCIONAMIENTO | 660,518,954 | 0 | 0 | 60,000,000 | 600,518,954 | 600,518,954 | 0 | 31,134,034 | 30,574,546 | 43,041,289 | 37,590,675 | 33,168,030 | 66,574,894 | 41,933,779 | 284,017,247 | 34,783,209 | 34,783,209 |
| 2.1.1.01.02.001 | APORTES A LA SEGURIDAD SOCIAL EN PENSIONES - FUNCIONAMIENTO | 185,085,550 | 0 | 0 | 0 | 185,085,550 | 185,085,550 | 0 | 11,756,300 | 11,524,350 | 22,069,425 | 11,886,425 | 12,112,100 | 22,826,575 | 13,559,775 | 105,734,950 | 12,948,625 | 12,948,625 |
| 2.1.1.01.02.002 | APORTES A LA SEGURIDAD SOCIAL EN SALUD - FUNCIONAMIENTO | 131,102,264 | 0 | 0 | 0 | 131,102,264 | 131,102,264 | 0 | 8,327,734 | 8,163,696 | 8,755,764 | 8,663,756 | 8,820,340 | 16,061,056 | 9,605,204 | 68,397,550 | 9,447,884 | 9,447,884 |
| 2.1.1.01.02.003 | APORTES DE CESANTIAS - FUNCIONAMIENTO | 159,091,116 | 0 | 0 | 60,000,000 | 99,091,116 | 99,091,116 | 0 | 0 | 0 | 0 | 3,306,294 | 428,390 | 4,974,063 | 0 | 8,708,747 | 0 | 0 |
| 2.1.1.01.02.004 | APORTES A CAJAS DE COMPENSACION FAMILIAR - FUNCIONAMIENTO | 66,629,458 | 0 | 0 | 0 | 66,629,458 | 66,629,458 | 0 | 3,919,300 | 3,842,000 | 4,330,200 | 5,028,800 | 4,151,200 | 8,072,000 | 7,218,200 | 36,561,700 | 4,368,100 | 4,368,100 |
| 2.1.1.01.02.005 | APORTES GENERALES AL SISTEMA DE RIESGOS LABORALES - FUNCIONAMIENTO | 35,323,748 | 0 | 0 | 0 | 35,323,748 | 35,323,748 | 0 | 2,230,500 | 2,240,900 | 2,472,700 | 2,418,300 | 2,465,900 | 4,550,800 | 2,577,300 | 18,955,900 | 2,557,800 | 2,557,800 |
| 2.1.1.01.02.006 | APORTES AL ICBF - FUNCIONAMIENTO | 49,972,092 | 0 | 0 | 0 | 49,972,092 | 49,972,092 | 0 | 2,939,900 | 2,881,900 | 3,248,000 | 3,772,000 | 3,113,900 | 6,054,100 | 5,363,900 | 27,373,700 | 3,276,400 | 3,276,400 |
| 2.1.1.01.02.007 | APORTES AL SENA - FUNCIONAMIENTO | 33,314,726 | 0 | 0 | 0 | 33,314,726 | 33,314,726 | 0 | 1,960,300 | 1,921,700 | 2,165,700 | 2,515,100 | 2,076,200 | 4,036,300 | 3,609,400 | 18,284,700 | 2,184,400 | 2,184,400 |
| 2.1.1.01.03 | REMUNERACIONES NO CONSTITUTIVAS DE FACTOR SALARIAL | 100,105,746 | 0 | 0 | 0 | 100,105,746 | 100,105,746 | 0 | 0 | 8,893,333 | 10,389,875 | 470,675 | 2,892,628 | 24,944,804 | 0 | 47,591,315 | 17,162,319 | 17,162,319 |
| 2.1.1.01.03.001 | PRESTACIONES SOCIALES - FUNCIONAMIENTO | 100,105,746 | 0 | 0 | 0 | 100,105,746 | 100,105,746 | 0 | 0 | 8,893,333 | 10,389,875 | 470,675 | 2,892,628 | 24,944,804 | 0 | 47,591,315 | 17,162,319 | 17,162,319 |
| 2.1.1.01.03.001.01 | VACACIONES - FUNCIONAMIENTO | 92,307,804 | 0 | 0 | 0 | 92,307,804 | 92,307,804 | 0 | 0 | 8,353,714 | 9,567,617 | 419,411 | 2,686,027 | 23,624,464 | 0 | 44,651,233 | 15,657,506 | 15,657,506 |
| 2.1.1.01.03.001.02 | INDEMNIZACION POR VACACIONES - FUNCIONAMIENTO | 0 | 0 | 0 | 0 | 0 | 0 | 0 | 0 | 0 | 0 | 0 | 0 | 0 | 0 | 0 | 0 | 0 |
| 2.1.1.01.03.001.03 | BONIFICACION ESPECIAL DE RECREACION - FUNCIONAMIENTO | 7,797,942 | 0 | 0 | 0 | 7,797,942 | 7,797,942 | 0 | 0 | 539,619 | 822,258 | 51,264 | 206,601 | 1,320,340 | 0 | 2,940,082 | 1,504,813 | 1,504,813 |
| 2.1.1.01.03.001.09 | PASIVOS LABORALES ADMINISTRATIVOS DE VIGENCIAS ANTERIORES | 52,000,000 | 78,301,226 | 0 | 0 | 130,301,226 | 45,914,807 | 84,386,419 | 0 | 0 | 0 | 0 | 0 | 0 | 0 | 130,301,226 | 0 | 0 |
| 2.1.1.02 | PERSONAL SUPERNUMERARIO Y PLANTA TEMPORAL | 0 | 0 | 0 | 0 | 0 | 0 | 0 | 0 | 0 | 0 | 0 | 0 | 0 | 0 | 0 | 0 | 0 |
| 2.1.1.2 | ADQUISICION DE BIENES Y SERVICIOS | 2,475,954,460 | 639,926,447 | 0 | 334,800,000 | 94,833,775 | 3,355,847,132 | 4,098,126 | 208,787,701 | 474,884,011 | 56,724,549 | 277,010,688 | 505,267,438 | 238,935,571 | 326,266,413 | 2,091,974,497 | 490,596,669 | 244,359,939 |
| 2.1.1.2.01 | ADQUISICION DE ACTIVOS NO FINANCIEROS | 55,000,000 | 0 | 0 | 4,600,000 | 4,600,000 | 55,000,000 | 0 | 965,900 | 0 | 0 | 21,289,503 | 0 | 0 | 13,742,468 | 35,997,871 | 5,000,000 | 0 |
| 2.1.1.2.01.01 | ACTIVOS FIJOS | 55,000,000 | 0 | 0 | 4,600,000 | 4,600,000 | 55,000,000 | 0 | 965,900 | 0 | 0 | 21,289,503 | 0 | 0 | 13,742,468 | 35,997,871 | 5,000,000 | 0 |
| 2.1.1.2.01.01.003 | MAQUINARIA Y EQUIPO | 35,000,000 | 0 | 0 | 4,600,000 | 4,600,000 | 35,000,000 | 0 | 965,900 | 0 | 0 | 3,289,503 | 0 | 0 | 13,742,468 | 17,997,871 | 5,000,000 | 0 |
| 2.1.1.2.01.01.003.03 | MAQUINARIA DE OFICINA, CONTABILIDAD E INFORMATICA | 30,000,000 | 0 | 0 | 4,600,000 | 25,400,000 | 30,000,000 | 0 | 0 | 0 | 0 | 0 | 0 | 0 | 13,742,468 | 13,742,468 | 5,000,000 | 0 |
| 2.1.1.2.01.01.003.03.01 | MAQUINARIA PARA OFICINA Y CONTABILIDAD, Y SUS PARTES Y ACCESORIOS | 10,000,000 | 0 | 0 | 4,600,000 | 5,400,000 | 10,000,000 | 0 | 0 | 0 | 0 | 0 | 0 | 0 | 13,742,468 | 13,742,468 | 5,000,000 | 0 |
| 2.1.1.2.01.01.003.03.02 | MAQUINARIA DE INFORMATICA Y SUS PARTES, PIEZAS Y ACCESORIOS | 20,000,000 | 0 | 0 | 0 | 20,000,000 | 20,000,000 | 0 | 0 | 0 | 0 | 0 | 0 | 0 | 0 | 0 | 0 | 0 |
| 2.1.1.2.01.01.003.04 | MAQUINARIA Y APARATOS ELECTRICOS | 5,000,000 | 0 | 0 | 0 | 5,000,000 | 5,000,000 | 0 | 0 | 0 | 0 | 0 | 0 | 0 | 0 | 0 | 0 | 0 |
| 2.1.1.2.01.01.003.04.06 | OTRO EQUIPO ELECTRICO Y SUS PARTES Y PIEZAS | 5,000,000 | 0 | 0 | 0 | 5,000,000 | 5,000,000 | 0 | 0 | 0 | 0 | 0 | 0 | 0 | 0 | 0 | 0 | 0 |
| 2.1.1.2.01.01.003.05 | Equipo y aparatos de radio, televisión y comunicaciones | 0 | 0 | 0 | 4,600,000 | 4,600,000 | 0 | 965,900 | 0 | 0 | 0 | 3,289,503 | 0 | 0 | 0 | 4,255,403 | 0 | 0 |
| 2.1.1.2.01.01.003.05.02 | Aparatos transmisores de televisión y radio; televisión, video y cámaras digitales; teléfonos | 0 | 0 | 0 | 4,600,000 | 4,600,000 | 0 | 965,900 | 0 | 0 | 0 | 3,289,503 | 0 | 0 | 0 | 4,255,403 | 0 | 0 |
| 2.1.1.2.01.01.004 | ACTIVOS FIJOS NO CLASIFICADOS COMO MAQUINARIA Y EQUIPO | 20,000,000 | 0 | 0 | 0 | 20,000,000 | 20,000,000 | 0 | 0 | 0 | 0 | 18,000,000 | 0 | 0 | 0 | 18,000,000 | 0 | 0 |
| 2.1.1.2.01.01.004.01 | MUEBLES, INSTRUMENTOS MUSICALES, ARTICULOS DE DEPORTE Y ANTIGUEDADES | 20,000,000 | 0 | 0 | 0 | 20,000,000 | 20,000,000 | 0 | 0 | 0 | 0 | 18,000,000 | 0 | 0 | 0 | 18,000,000 | 0 | 0 |
| 2.1.1.2.01.01.004.01.01 | MUEBLES | 20,000,000 | 0 | 0 | 0 | 20,000,000 | 20,000,000 | 0 | 0 | 0 | 0 | 18,000,000 | 0 | 0 | 0 | 18,000,000 | 0 | 0 |
| 2.1.1.2.01.01.004.01.01.02 | MUEBLES DEL TIPO UTILIZADO EN LA OFICINA | 18,000,000 | 0 | 0 | 0 | 18,000,000 | 18,000,000 | 0 | 0 | 0 | 0 | 18,000,000 | 0 | 0 | 0 | 18,000,000 | 0 | 0 |
| 2.1.1.2.01.01.004.01.01.04 | OTROS MUEBLES N.C.P. | 2,000,000 | 0 | 0 | 0 | 2,000,000 | 2,000,000 | 0 | 0 | 0 | 0 | 0 | 0 | 0 | 0 | 0 | 0 | 0 |
| 2.1.1.2.02 | ADQUISICIONES DIFERENTES DE ACTIVOS | 2,400,954,460 | 150,000,000 | 0 | 330,200,000 | 90,233,775 | 2,790,920,685 | 4,098,126 | 68,967,633 | 416,985,678 | 56,724,549 | 255,721,185 | 505,267,438 | 238,935,571 | 312,523,945 | 1,859,219,125 | 485,596,669 | 244,359,939 |
| 2.1.1.2.02.01 | MATERIALES Y SUMINISTROS | 194,200,000 | 0 | 0 | 2,000,000 | 192,200,000 | 192,200,000 | 0 | 10,458,458 | 23,263,150 | 13,896,636 | 28,020,793 | 32,0 | | | | | |

EMPRESA SOCIAL DEL ESTADO BARRANCABERMEJA

Periodo comprendido entre: Periodo comprendido entre: ENERO 01 DE 2023 Y AGOSTO 31 DE 2023

EJECUCION DE GASTOS PAGOS ACUMULADOS Y CUENTAS POR PAGAR

PAGOS

| CODIGO PPTAL | DENOMINACION PPTAL | PPTO INICIAL | ADICIONES | REDUCCION | CREDITO | CONTRA CREDITOS | PPTO DEFINITIVO | ENERO | FEBRERO | MARZO | ABRIL | MAYO | JUNIO | JULIO | AGOSTO | PAGOS ACUMULADAS | REGISTROS POR PAGAR | OBLIGACION POR PAGAR |
|-----------------------|--|----------------|---------------|-----------|---------------|-----------------|-----------------|-------------|---------------|---------------|-------------|---------------|---------------|---------------|---------------|------------------|---------------------|----------------------|
| 2.1.2.02.02.008 | SERVICIOS PRESTADOS A LAS EMPRESAS Y SERVICIOS DE PRODUCCION | 2,092,546,460 | 150,000,000 | 0 | 323,200,000 | 80,409,775 | 2,485,336,685 | 4,098,126 | 50,449,100 | 355,895,247 | 41,527,560 | 219,181,269 | 460,772,607 | 224,083,584 | 296,223,463 | 1,652,230,956 | 449,251,401 | 231,442,967 |
| 2.1.2.02.02.008.01 | SERVICIOS PRESTADOS A LAS EMPRESAS - HONORARIOS ADMINISTRATIVOS | 592,679,976 | 150,000,000 | 0 | 70,000,000 | 10,200,000 | 802,479,976 | 0 | 41,620,315 | 114,186,698 | 28,681,280 | 69,557,540 | 180,864,435 | 51,429,120 | 106,597,049 | 592,936,437 | 109,791,878 | 28,912,420 |
| 2.1.2.02.02.008.02 | SERVICIOS PRESTADOS A LAS EMPRESAS - PERSONAL ADMINISTRATIVO AUXILIARES, TECNICOS Y TECNOLOGOS | 78,766,480 | 0 | 0 | 0 | 39,000,000 | 39,766,480 | 0 | 2,676,041 | 6,133,686 | 5,212,714 | 1,229,969 | 1,757,098 | 3,689,906 | 6,442,693 | 27,142,107 | 10,132,598 | 1,757,098 |
| 2.1.2.02.02.008.03 | SERVICIOS PRESTADOS A LAS EMPRESAS - VIGILANCIA ADMINISTRATIVO | 98,400,000 | 0 | 0 | 0 | 0 | 98,400,000 | 0 | 0 | 24,268,223 | 0 | 0 | 0 | 15,663,494 | 10,944,248 | 50,875,965 | 26,621,145 | 26,621,145 |
| 2.1.2.02.02.008.04 | SERVICIOS PRESTADOS A LAS EMPRESAS - ASEO ADMINISTRATIVO | 38,400,000 | 0 | 0 | 0 | 0 | 38,400,000 | 0 | 0 | 0 | 0 | 10,440,000 | 0 | 3,480,000 | 3,944,000 | 17,864,000 | 13,920,000 | 13,920,000 |
| 2.1.2.02.02.008.05 | SERVICIOS PRESTADOS A LAS EMPRESAS - MANTENIMIENTO HOSPITALARIO SERVICIOS FUNCIONAMIENTO | 24,000,000 | 0 | 0 | 0 | 0 | 24,000,000 | 0 | 0 | 0 | 0 | 0 | 0 | 0 | 0 | 0 | 0 | 0 |
| 2.1.2.02.02.008.06 | SERVICIOS PRESTADOS A LAS EMPRESAS- SEGURIDAD Y SALUD EN EL TRABAJO | 4,200,000 | 0 | 0 | 0 | 0 | 4,200,000 | 0 | 0 | 1,500,000 | 0 | 0 | 0 | 0 | 0 | 1,500,000 | 1,400,000 | 1,097,000 |
| 2.1.2.02.02.008.07 | SERVICIOS PRESTADOS A LAS EMPRESAS - SERVICIOS TELECOMUNICACIONES | 108,000,000 | 0 | 0 | 0 | 29,209,775 | 78,790,225 | 4,098,126 | 0 | 15,706,826 | 5,633,566 | 3,219,776 | 7,726,140 | 12,172,360 | 4,128,284 | 52,685,078 | 279,903 | 279,903 |
| 2.1.2.02.02.008.07.01 | FUJO | 42,000,000 | 0 | 0 | 0 | 0 | 42,000,000 | 4,038,126 | 0 | 8,526,531 | 5,633,566 | 0 | 4,474,809 | 8,800,977 | 4,128,284 | 35,602,293 | 227,076 | 227,076 |
| 2.1.2.02.02.008.07.02 | INTERNET | 24,000,000 | 0 | 0 | 0 | 0 | 24,000,000 | 60,000 | 0 | 7,180,295 | 0 | 3,219,776 | 3,251,331 | 3,371,383 | 0 | 17,082,785 | 52,827 | 52,827 |
| 2.1.2.02.02.008.07.03 | MOVIL | 42,000,000 | 0 | 0 | 0 | 29,209,775 | 12,790,225 | 0 | 0 | 0 | 0 | 0 | 0 | 0 | 0 | 0 | 0 | 0 |
| 2.1.2.02.02.008.08 | SERVICIOS PRESTADOS A LAS EMPRESAS - CAPACITACION | 5,000,000 | 0 | 0 | 0 | 0 | 5,000,000 | 0 | 1,618,400 | 745,416 | 0 | 0 | 0 | 0 | 0 | 2,363,816 | 0 | 0 |
| 2.1.2.02.02.008.09 | SERVICIOS PRESTADOS A LAS EMPRESAS - BIENESTAR SOCIAL | 5,000,000 | 0 | 0 | 0 | 0 | 5,000,000 | 0 | 0 | 0 | 0 | 0 | 0 | 0 | 0 | 0 | 0 | 0 |
| 2.1.2.02.02.008.10 | SERVICIOS PRESTADOS A LAS EMPRESAS - IMPRESOS ADMINISTRATIVO | 3,000,000 | 0 | 0 | 0 | 0 | 3,000,000 | 0 | 0 | 0 | 2,000,000 | 0 | 0 | 0 | 0 | 2,000,000 | 0 | 0 |
| 2.1.2.02.02.008.11 | SERVICIOS PRESTADOS A LAS EMPRESAS - PUBLICACIONES | 3,000,000 | 0 | 0 | 0 | 2,000,000 | 1,000,000 | 0 | 0 | 0 | 0 | 0 | 0 | 0 | 0 | 0 | 0 | 0 |
| 2.1.2.02.02.008.12 | SERVICIOS PRESTADOS A LAS EMPRESAS - SERVICIOS EN TECNOLOGIAS DE LA INFORMACION TIC | 97,100,004 | 0 | 0 | 19,000,000 | 0 | 116,100,004 | 0 | 4,534,344 | 10,566,011 | 0 | 6,936,161 | 10,438,664 | 3,345,564 | 30,233,960 | 66,054,704 | 47,436,187 | 25,477,328 |
| 2.1.2.02.02.008.13 | SERVICIOS PRESTADOS A LAS EMPRESAS - OPERADOR EXTERNO PERSONAL ADMINISTRATIVO | 1,035,000,000 | 0 | 0 | 234,200,000 | 0 | 1,269,200,000 | 0 | 0 | 182,788,387 | 0 | 127,797,823 | 259,986,270 | 134,303,140 | 133,933,229 | 838,808,849 | 239,669,690 | 133,378,073 |
| 2.1.2.02.02.010 | VIATICOS DE LOS FUNCIONARIOS EN COMISION | 10,000,000 | 0 | 0 | 2,000,000 | 0 | 12,000,000 | 0 | 1,121,508 | 6,102,371 | 159,153 | 2,237,033 | 556,131 | 0 | 999,153 | 11,175,349 | 90,754 | 90,754 |
| 2.1.2.02.03 | GASTOS IMPREVISTOS | 10,000,000 | 0 | 0 | 5,000,000 | 6,200,000 | 8,800,000 | 0 | 1,607,034 | 0 | 1,141,200 | 329,650 | 0 | 0 | 1,238,550 | 4,316,344 | 1,250,000 | 0 |
| 2.1.2.09 | PASIVOS DE ADQUISICION DE BIENES Y SERVICIOS ADMINISTRATIVOS DE VIGENCIAS ANTERIORES | 20,000,000 | 489,926,447 | 0 | 0 | 0 | 509,926,447 | 0 | 138,859,168 | 57,898,334 | 0 | 0 | 0 | 0 | 0 | 196,757,502 | 0 | 0 |
| 2.1.2.09.01 | PASIVOS DE BIENES ADMINISTRATIVOS DE VIGENCIAS ANTERIORES | 0 | 281,908,788 | 0 | 0 | 0 | 281,908,788 | 0 | 13,127,109 | 0 | 0 | 0 | 0 | 0 | 0 | 13,127,109 | 0 | 0 |
| 2.1.2.09.02 | PASIVOS DE SERVICIOS ADMINISTRATIVOS DE VIGENCIAS ANTERIORES | 20,000,000 | 208,017,659 | 0 | 0 | 0 | 228,017,659 | 0 | 125,732,059 | 57,898,334 | 0 | 0 | 0 | 0 | 0 | 183,630,393 | 0 | 0 |
| 2.1.2.09.02.01 | PASIVOS DE SERVICIOS (DIFERENTE MANTENIMIENTO) ADMINISTRATIVOS DE VIGENCIAS ANTERIORES | 0 | 52,417,255 | 0 | 0 | 0 | 52,417,255 | 0 | 25,137,389 | 0 | 0 | 0 | 0 | 0 | 0 | 25,137,389 | 0 | 0 |
| 2.1.2.09.02.02 | PASIVOS DE SERVICIOS INDIRECTOS ADMINISTRATIVOS | 20,000,000 | 155,600,404 | 0 | 0 | 0 | 175,600,404 | 0 | 100,594,670 | 57,898,334 | 0 | 0 | 0 | 0 | 0 | 158,493,004 | 0 | 0 |
| 2.1.2.09.02.03 | OTROS PASIVOS DE SERVICIOS ADMINISTRATIVOS | 0 | 0 | 0 | 0 | 0 | 0 | 0 | 0 | 0 | 0 | 0 | 0 | 50,209,774 | 0 | 50,209,774 | 0 | 0 |
| 2.1.3 | TRANSFERENCIAS CORRIENTES | 40,000,000 | 0 | 0 | 10,209,775 | 0 | 50,209,775 | 0 | 0 | 0 | 0 | 0 | 0 | 50,209,774 | 0 | 50,209,774 | 0 | 0 |
| 2.1.3.13 | SENTENCIAS Y CONCILIACIONES | 40,000,000 | 0 | 0 | 10,209,775 | 0 | 50,209,775 | 0 | 0 | 0 | 0 | 0 | 0 | 10,209,774 | 0 | 10,209,774 | 0 | 0 |
| 2.1.3.13.01 | FALLOS NACIONALES | 0 | 0 | 0 | 10,209,775 | 0 | 10,209,775 | 0 | 0 | 0 | 0 | 0 | 0 | 10,209,774 | 0 | 10,209,774 | 0 | 0 |
| 2.1.3.13.01.001 | SENTENCIAS | 0 | 0 | 0 | 10,209,775 | 0 | 10,209,775 | 0 | 0 | 0 | 0 | 0 | 0 | 0 | 0 | 0 | 0 | 0 |
| 2.1.3.13.01.002 | CONCILIACIONES | 0 | 0 | 0 | 0 | 0 | 0 | 0 | 0 | 0 | 0 | 0 | 0 | 0 | 0 | 0 | 0 | 0 |
| 2.1.3.13.09 | PASIVOS DE TRANSFERENCIAS CORRIENTES DE VIGENCIAS ANTERIORES | 0 | 40,000,000 | 0 | 0 | 0 | 40,000,000 | 0 | 0 | 0 | 0 | 0 | 0 | 40,000,000 | 0 | 40,000,000 | 0 | 0 |
| 2.1.8 | GASTOS POR TRIBUTOS, TASAS, CONTRIBUCIONES, MULTAS, SANCIONES E INTERESES DE MORA | 58,000,000 | 880,550,160 | 0 | 10,870,631 | 1,046,631 | 948,374,160 | 33,776,794 | 0 | 6,191,626 | 0 | 0 | 0 | 19,897,170 | 1,046,631 | 60,912,221 | 0 | 0 |
| 2.1.8.01 | IMPUESTOS | 0 | 0 | 0 | 0 | 0 | 0 | 0 | 0 | 0 | 0 | 0 | 0 | 0 | 0 | 0 | 0 | 0 |
| 2.1.8.01.52 | IMPUESTO PREDIAL Y OTROS | 0 | 0 | 0 | 1,464,630 | 0 | 1,464,630 | 0 | 0 | 1,229,746 | 0 | 0 | 0 | 0 | 234,630 | 1,464,376 | 0 | 0 |
| 2.1.8.02 | Estampillas | 0 | 0 | 0 | 5,782,001 | 0 | 5,782,001 | 0 | 0 | 4,961,880 | 0 | 0 | 0 | 0 | 812,001 | 5,773,881 | 0 | 0 |
| 2.1.8.03 | Tasas y derechos administrativos | 0 | 0 | 0 | 3,624,000 | 1,046,631 | 20,577,369 | 0 | 0 | 0 | 0 | 0 | 0 | 19,897,170 | 0 | 19,897,170 | 0 | 0 |
| 2.1.8.04 | CONTRIBUCIONES | 18,000,000 | 0 | 0 | 0 | 0 | 18,000,000 | 0 | 0 | 0 | 0 | 0 | 0 | 19,897,170 | 0 | 19,897,170 | 0 | 0 |
| 2.1.8.04.07 | CONTRIBUCION DE VIGILANCIA - SUPERINTENDENCIA NACIONAL DE SALUD | 18,000,000 | 0 | 0 | 2,000,000 | 0 | 20,000,000 | 0 | 0 | 0 | 0 | 0 | 0 | 19,897,170 | 0 | 19,897,170 | 0 | 0 |
| 2.1.8.04.10 | Contribución a RTVC y organizaciones regionales de televisión y radioafiliación | 0 | 0 | 0 | 1,624,000 | 1,046,631 | 577,369 | 0 | 0 | 0 | 0 | 0 | 0 | 0 | 0 | 0 | 0 | 0 |
| 2.1.8.09 | PASIVOS POR TRIBUTOS, TASAS, CONTRIBUCIONES DE VIGENCIA ANTERIORES | 40,000,000 | 880,550,160 | 0 | 0 | 0 | 920,550,160 | 33,776,794 | 0 | 0 | 0 | 0 | 0 | 0 | 0 | 33,776,794 | 0 | 0 |
| 2.3 | INVERSION | 0 | 4,132,773,370 | 0 | 0 | 0 | 4,132,773,370 | 0 | 14,893,992 | 0 | 0 | 0 | 0 | 0 | 0 | 14,893,992 | 4,090,326,506 | 0 |
| 2.3.2 | ADQUISICION DE BIENES Y SERVICIOS | 0 | 4,132,773,370 | 0 | 0 | 0 | 4,132,773,370 | 0 | 14,893,992 | 0 | 0 | 0 | 0 | 0 | 0 | 14,893,992 | 4,090,326,506 | 0 |
| 2.3.2.01 | ADQUISICION DE ACTIVOS NO FINANCIEROS | 0 | 0 | 0 | 0 | 0 | 0 | 0 | 0 | 0 | 0 | 0 | 0 | 0 | 0 | 0 | 0 | 0 |
| 2.3.2.02 | ADQUISICIONES DIFERENTES DE ACTIVOS | 0 | 4,117,879,378 | 0 | 0 | 0 | 4,117,879,378 | 0 | 0 | 0 | 0 | 0 | 0 | 0 | 0 | 4,090,326,506 | 0 | 0 |
| 2.3.2.02.02 | ADQUISICION DE SERVICIOS | 0 | 4,117,879,378 | 0 | 0 | 0 | 4,117,879,378 | 0 | 0 | 0 | 0 | 0 | 0 | 0 | 0 | 4,090,326,506 | 0 | 0 |
| 2.3.2.02.02.005 | CONSTRUCCION Y SERVICIOS DE LA CONSTRUCCION | 0 | 4,117,879,378 | 0 | 0 | 0 | 4,117,879,378 | 0 | 0 | 0 | 0 | 0 | 0 | 0 | 0 | 4,090,326,506 | 0 | 0 |
| 2.3.2.02.02.005.01 | SERVICIOS DE CONSTRUCCION | 0 | 4,117,879,378 | 0 | 0 | 0 | 4,117,879,378 | 0 | 0 | 0 | 0 | 0 | 0 | 0 | 0 | 4,090,326,506 | 0 | 0 |
| 2.3.2.02.02.008 | SERVICIOS PRESTADOS A LAS EMPRESAS Y SERVICIOS DE PRODUCCION | 0 | 0 | 0 | 0 | 0 | 0 | 0 | 0 | 0 | 0 | 0 | 0 | 0 | 0 | 0 | 0 | 0 |
| 2.3.2.02.02.008.01 | SERVICIOS DE INTERVENTORIA | 0 | 0 | 0 | 0 | 0 | 0 | 0 | 0 | 0 | 0 | 0 | 0 | 0 | 0 | 0 | 0 | 0 |
| 2.3.2.09 | PASIVOS DE INVERSION DE VIGENCIAS ANTERIORES | 0 | 14,893,992 | 0 | 0 | 0 | 14,893,992 | 0 | 14,893,992 | 0 | 0 | 0 | 0 | 0 | 0 | 14,893,992 | 0 | 0 |
| 2.4 | GASTOS DE OPERACION COMERCIAL | 19,643,745,168 | 2,739,441,392 | 0 | 1,052,068,173 | 1,052,068,173 | 16,383,186,560 | 782,284,305 | 1,716,544,019 | 1,143,498,185 | 668,947,883 | 1,312,111,407 | 1,364,132,507 | 2,069,229,929 | 1,486,144,057 | 10,042,892,292 | 3,441,708,825 | 1,652,448,173 |
| 2.4.1 | GASTOS DE PERSONAL | 4,182,569,168 | 296,386,068 | 0 | 2,180,000 | 2,180,000 | 4,478,955,236 | 275,439,564 | 519,133,376 | 309,169,441 | 220,024,937 | 237,238,774 | 400,968,955 | 436,563,486 | 315,301,118 | 2,713,839,651 | 175,104,579 | 175,104,579 |
| 2.4.1.01 | PLANTA DE PERSONAL PERMANENTE | 4,182,569,168 | 296,386,068 | 0 | 2,180,000 | 2,180,000 | 4,478,955,236 | 275,439,564 | 519,133,376 | 309,169,441 | 220,024,937 | 237,238,774 | 400,968,955 | 436,563,486 | 315,301,118 | 2,713,839,651 | 175,104,579 | 175,104,579 |
| 2.4.1.01.01 | FACTORES CONSTITUTIVOS DE SALARIO | 2,811,142,495 | 0 | 0 | 2,180,000 | 2,180,000 | 2,811,142,495 | 163,959,894 | 171,844,504 | 217,279,804 | 170,906,004 | 176,321,593 | 320,7 | | | | | |

EMPRESA SOCIAL DEL ESTADO BARRANCABERMEJA
EJECUCION DE GASTOS PAGOS ACUMULADOS Y CUENTAS POR PAGAR

Periodo comprendido entre: Periodo comprendido entre: ENERO 01 DE 2023 Y AGOSTO 31 DE 2023


PAGOS

| CODIGO PPTAL | DENOMINACION PPTAL | PPTO INICIAL | ADICIONES | REDUCCION | CREDITO | CONTRA CREDITOS | PPTO DEFINITIVO | ENERO | FEBRERO | MARZO | ABRIL | MAYO | JUNIO | JULIO | AGOSTO | PAGOS ACUMULADAS | REGISTROS POR PAGAR | OBLIGACION POR PAGAR |
|-----------------------|--|---------------|---------------|-----------|---------------|-----------------|-----------------|-------------|---------------|-------------|-------------|---------------|-------------|---------------|---------------|------------------|---------------------|----------------------|
| 2.4.1.01.01.001.06 | PRIMA DE SERVICIO - ASISTENCIAL | 103,278,534 | 0 | 0 | 2,180,000 | 0 | 105,458,534 | 0 | 0 | 5,026,758 | 0 | 0 | 0 | 99,194,492 | 465,060 | 104,686,310 | 727,345 | 727,345 |
| 2.4.1.01.01.001.07 | BONIFICACION POR SERVICIOS PRESTADOS - ASISTENCIAL | 70,620,873 | 0 | 0 | 0 | 0 | 70,620,873 | 0 | 6,051,416 | 16,685,656 | 0 | 0 | 11,891,040 | 12,314,786 | 5,366,063 | 52,308,961 | 1,335,217 | 1,335,217 |
| 2.4.1.01.01.001.08 | PRESTACIONES SOCIALES - ASISTENCIAL | 320,037,766 | 0 | 0 | 500,000 | 0 | 319,537,766 | 2,849,667 | 17,734,769 | 0 | 0 | 1,106,414 | 9,831,113 | 6,136,869 | 13,654,041 | 51,312,873 | 37,756,602 | 37,756,602 |
| 2.4.1.01.01.001.08.01 | PRIMA DE NAVIDAD - ASISTENCIAL | 216,241,737 | 0 | 0 | 500,000 | 0 | 215,741,737 | 0 | 0 | 1,544,333 | 0 | 0 | 0 | 0 | 6,572,880 | 8,117,213 | 2,980,668 | 2,980,668 |
| 2.4.1.01.01.001.08.02 | PRIMA DE VACACIONES - ASISTENCIAL | 103,796,029 | 0 | 0 | 0 | 0 | 103,796,029 | 2,849,667 | 16,190,436 | 0 | 0 | 1,106,414 | 9,831,113 | 6,136,869 | 7,081,161 | 43,195,660 | 34,775,934 | 34,775,934 |
| 2.4.1.01.02 | CONTRIBUCIONES INHERENTES A LA NOMINA - ASISTENCIAL | 1,088,495,255 | 0 | 0 | 0 | 0 | 1,088,495,255 | 0 | 59,575,931 | 65,028,782 | 49,118,933 | 58,186,409 | 59,345,639 | 106,735,741 | 87,531,012 | 485,522,447 | 74,153,634 | 74,153,634 |
| 2.4.1.01.02.001 | APORTES A LA SEGURIDAD SOCIAL EN PENSIONES - ASISTENCIAL | 304,807,244 | 0 | 0 | 0 | 0 | 304,807,244 | 0 | 22,314,375 | 22,839,375 | 12,360,675 | 21,906,075 | 22,422,275 | 40,022,525 | 26,829,600 | 168,694,900 | 26,360,500 | 26,360,500 |
| 2.4.1.01.02.002 | APORTES A LA SEGURIDAD SOCIAL EN SALUD - ASISTENCIAL | 215,905,131 | 0 | 0 | 0 | 0 | 215,905,131 | 0 | 15,800,956 | 16,171,084 | 15,619,158 | 15,272,534 | 15,641,464 | 28,458,216 | 19,004,850 | 125,968,262 | 18,397,274 | 18,397,274 |
| 2.4.1.01.02.003 | APORTES DE CESANTIAS - ASISTENCIAL | 262,373,290 | 0 | 0 | 0 | 0 | 262,373,290 | 0 | 2,069,523 | 0 | 0 | 0 | 0 | 0 | 7,037,362 | 9,106,885 | 3,332,960 | 3,332,960 |
| 2.4.1.01.02.004 | APORTES A CAJAS DE COMPENSACION FAMILIAR - ASISTENCIAL | 0 | 0 | 0 | 0 | 0 | 0 | 0 | 0 | 0 | 0 | 0 | 0 | 0 | 0 | 0 | 0 | 0 |
| 2.4.1.01.02.005 | APORTES GENERALES AL SISTEMA DE RIESGOS LABORALES - ASISTENCIAL | 58,167,446 | 0 | 0 | 0 | 0 | 58,167,446 | 0 | 3,950,100 | 4,216,600 | 4,319,500 | 4,045,700 | 4,246,900 | 7,640,700 | 4,980,100 | 33,399,600 | 4,695,700 | 4,695,700 |
| 2.4.1.01.02.006 | APORTES AL ICDF - ASISTENCIAL | 82,414,049 | 0 | 0 | 0 | 0 | 82,414,049 | 0 | 5,836,800 | 6,577,200 | 5,606,300 | 5,653,800 | 5,678,000 | 10,204,700 | 9,926,400 | 49,483,200 | 7,123,300 | 7,123,300 |
| 2.4.1.01.02.007 | APORTES AL SENA - ASISTENCIAL | 54,942,697 | 0 | 0 | 0 | 0 | 54,942,697 | 0 | 3,892,700 | 4,386,000 | 3,739,000 | 3,770,600 | 3,786,300 | 6,804,300 | 6,585,500 | 32,684,400 | 4,748,900 | 4,748,900 |
| 2.4.1.01.03 | REMUNERACIONES NO CONSTITUTIVAS DE FACTOR SALARIAL - ASISTENCIAL | 164,931,418 | 0 | 0 | 0 | 0 | 164,931,418 | 4,343,954 | 810,817 | 23,815,343 | 0 | 2,730,772 | 17,826,018 | 11,579,124 | 12,548,900 | 73,654,938 | 48,577,969 | 48,577,969 |
| 2.4.1.01.03.001 | PRESTACIONES SOCIALES - ASISTENCIAL | 164,931,418 | 0 | 0 | 0 | 0 | 164,931,418 | 4,343,954 | 810,817 | 23,815,343 | 0 | 2,730,772 | 17,826,018 | 11,579,124 | 12,548,900 | 73,654,938 | 48,577,969 | 48,577,969 |
| 2.4.1.01.03.001.01 | VACACIONES - ASISTENCIAL | 152,234,175 | 0 | 0 | 0 | 0 | 152,234,175 | 3,989,534 | 810,817 | 21,726,352 | 0 | 2,606,671 | 16,575,201 | 10,819,751 | 11,638,362 | 68,166,688 | 44,441,725 | 44,441,725 |
| 2.4.1.01.03.001.02 | INDEMNIZACION POR VACACIONES - ASISTENCIAL | 0 | 0 | 0 | 0 | 0 | 0 | 0 | 0 | 0 | 0 | 0 | 0 | 0 | 0 | 0 | 0 | 0 |
| 2.4.1.01.03.001.03 | BONIFICACION ESPECIAL DE RECREACION - ASISTENCIAL | 12,697,243 | 0 | 0 | 0 | 0 | 12,697,243 | 354,420 | 0 | 2,088,991 | 0 | 124,101 | 1,250,817 | 759,373 | 910,538 | 5,488,240 | 4,136,244 | 4,136,244 |
| 2.4.1.01.09 | PASIVOS LABORALES ASISTENCIAL DE VIGENCIAS ANTERIORES | 118,000,000 | 296,386,066 | 0 | 0 | 0 | 414,386,066 | 107,135,716 | 286,902,124 | 3,045,512 | 0 | 0 | 3,045,512 | 0 | 0 | 400,128,864 | 12,553,812 | 12,553,812 |
| 2.4.5 | GASTOS DE COMERCIALIZACION Y PRODUCCION | 9,461,176,000 | 2,443,055,324 | 0 | 1,049,888,173 | 1,049,888,173 | 11,904,231,324 | 6,844,741 | 1,197,410,643 | 834,328,744 | 448,922,946 | 1,074,872,633 | 963,163,552 | 1,632,666,443 | 1,170,842,939 | 7,329,052,641 | 3,266,604,246 | 1,477,343,594 |
| 2.4.5.01 | MATERIALES Y SUMINISTROS | 1,972,000,000 | 596,656,635 | 0 | 290,151,000 | 105,151,000 | 2,753,656,635 | 0 | 205,663,263 | 127,274,195 | 61,500,901 | 370,939,566 | 196,959,617 | 470,297,208 | 216,662,894 | 1,649,297,644 | 472,348,790 | 284,499,959 |
| 2.4.5.01.01 | MINERALES; ELECTRICIDAD, GAS Y AGUA | 464,000,000 | 0 | 0 | 0 | 0 | 464,000,000 | 0 | 36,600,328 | 36,943,708 | 35,350,880 | 3,131,419 | 78,963,723 | 44,663,691 | 46,233,603 | 281,887,351 | 47,677,341 | 47,677,341 |
| 2.4.5.01.01.001 | ELECTRICIDAD | 440,000,000 | 0 | 0 | 0 | 0 | 440,000,000 | 0 | 34,191,061 | 31,522,334 | 35,350,880 | 0 | 77,126,787 | 42,000,000 | 43,500,000 | 263,691,061 | 45,000,000 | 45,000,000 |
| 2.4.5.01.01.002 | AGUA | 24,000,000 | 0 | 0 | 0 | 0 | 24,000,000 | 0 | 2,409,267 | 5,421,374 | 0 | 3,131,419 | 1,836,936 | 2,663,691 | 2,733,603 | 18,196,290 | 2,677,341 | 2,677,341 |
| 2.4.5.01.02 | PRODUCTOS ALIMENTICIOS, BEBIDAS Y TABACO; TEXTILES, PRENDAS DE VESTIR Y PRODUCTOS DE CUERO | 0 | 0 | 0 | 12,000,000 | 0 | 12,000,000 | 0 | 0 | 0 | 0 | 0 | 0 | 0 | 11,719,440 | 11,719,440 | 0 | 0 |
| 2.4.5.01.02.001 | DOTACION | 0 | 0 | 0 | 12,000,000 | 0 | 12,000,000 | 0 | 0 | 0 | 0 | 0 | 0 | 0 | 11,719,440 | 11,719,440 | 0 | 0 |
| 2.4.5.01.03 | OTROS BIENES TRANSPORTABLES (EXCEPTO PRODUCTOS METALICOS, MAQUINARIA Y EQUIPO) | 1,493,000,000 | 100,000,000 | 0 | 205,151,000 | 27,700,000 | 1,770,451,000 | 0 | 169,062,935 | 90,330,488 | 26,150,021 | 230,006,147 | 69,517,080 | 321,389,517 | 158,709,851 | 1,065,166,038 | 386,900,849 | 236,822,638 |
| 2.4.5.01.03.001 | OTROS BIENES TRANSPORTABLES - MEDICAMENTOS | 540,000,000 | 0 | 0 | 0 | 0 | 540,000,000 | 0 | 69,201,042 | 41,128,399 | 0 | 55,783,878 | 1,795,320 | 129,994,022 | 64,996,612 | 362,899,273 | 170,010,064 | 99,412,510 |
| 2.4.5.01.03.002 | OTROS BIENES TRANSPORTABLES - MATERIAL MEDICO QUIRURGICO | 180,000,000 | 0 | 0 | 0 | 0 | 180,000,000 | 0 | 0 | 0 | 0 | 0 | 0 | 24,735,537 | 1,116,723 | 44,543,541 | 63,573,182 | 28,568,400 |
| 2.4.5.01.03.003 | OTROS BIENES TRANSPORTABLES - MATERIAL DE ODONTOLOGIA | 90,000,000 | 0 | 0 | 0 | 0 | 90,000,000 | 0 | 59,999,970 | 0 | 0 | 0 | 0 | 0 | 3,143,680 | 63,143,680 | 26,856,350 | 3,143,680 |
| 2.4.5.01.03.004 | OTROS BIENES TRANSPORTABLES - MATERIAL PARA LABORATORIO | 264,000,000 | 100,000,000 | 0 | 9,700,000 | 354,300,000 | 0 | 16,433,700 | 0 | 16,433,700 | 0 | 29,165,310 | 39,897,131 | 19,433,340 | 811,560 | 105,741,041 | 52,570,519 | 52,564,841 |
| 2.4.5.01.03.005 | OTROS BIENES TRANSPORTABLES - GASES MEDICINALES - OXIGENO | 12,000,000 | 0 | 0 | 0 | 0 | 12,000,000 | 0 | 0 | 0 | 0 | 0 | 0 | 2,143,356 | 925,068 | 3,068,424 | 5,931,576 | 207,986 |
| 2.4.5.01.03.006 | OTROS BIENES TRANSPORTABLES - MATERIALES-ASISTENCIAL | 183,600,000 | 0 | 0 | 11,700,000 | 15,000,000 | 180,300,000 | 0 | 26,283,011 | 8,712,316 | 8,708,420 | 7,132,472 | 12,103,126 | 77,766,243 | 140,705,587 | 39,239,456 | 17,487,420 | |
| 2.4.5.01.03.007 | OTROS BIENES TRANSPORTABLES - MANTENIMIENTO HOSPITALARIO BIENES - ASISTENCIAL | 156,000,000 | 0 | 0 | 0 | 0 | 156,000,000 | 0 | 39,861,923 | 6,485,378 | 17,437,705 | 13,206,258 | 20,692,157 | 7,632,955 | 4,836,416 | 110,152,793 | 10,975,517 | 28,741,638 |
| 2.4.5.01.03.008 | OTROS BIENES TRANSPORTABLES - SEGURIDAD Y SALUD EN EL TRABAJO-ASISTENCIAL | 5,000,000 | 0 | 0 | 0 | 0 | 5,000,000 | 0 | 0 | 0 | 0 | 0 | 0 | 0 | 172,615 | 172,615 | 0 | 0 |
| 2.4.5.01.03.009 | OTROS BIENES TRANSPORTABLES - COMBUSTIBLE-ASISTENCIAL | 32,400,000 | 0 | 0 | 0 | 0 | 32,400,000 | 0 | 0 | 0 | 0 | 0 | 0 | 9,714,881 | 4,940,934 | 14,655,815 | 17,744,185 | 6,696,143 |
| 2.4.5.01.03.010 | OTROS BIENES TRANSPORTABLES - HUEBLES | 30,000,000 | 0 | 0 | 193,451,000 | 3,000,000 | 220,451,000 | 0 | 0 | 0 | 0 | 0 | 104,451,000 | 0 | 115,632,300 | 0 | 0 | 0 |
| 2.4.5.01.04 | PRODUCTOS METALICOS, MAQUINARIA Y EQUIPO - INSTRUMENTAL MEDICO QUIRURGICO | 15,000,000 | 496,656,635 | 0 | 73,000,000 | 77,451,000 | 507,205,635 | 0 | 0 | 0 | 0 | 137,802,000 | 48,478,815 | 104,244,000 | 0 | 290,524,815 | 37,770,600 | 0 |
| 2.4.5.02 | ADQUISICION DE SERVICIOS | 7,219,176,000 | 1,036,006,559 | 0 | 602,000,000 | 787,000,000 | 8,070,182,559 | 1,969,475 | 91,857,803 | 643,772,488 | 386,105,101 | 699,388,847 | 766,203,935 | 1,162,369,235 | 954,180,045 | 4,705,846,929 | 2,730,168,595 | 1,192,843,635 |
| 2.4.5.02.06 | Comercio y distribución; alojamiento; servicios de suministro de comidas y bebidas; servicios de transporte; y servicios de distribución de electricidad, gas y agua | 0 | 0 | 0 | 18,000,000 | 0 | 18,000,000 | 0 | 0 | 0 | 0 | 0 | 0 | 0 | 0 | 0 | 17,003,900 | 953,500 |
| 2.4.5.02.06.001 | SERVICIOS DE TRANSPORTE | 0 | 0 | 0 | 3,000,000 | 0 | 3,000,000 | 0 | 0 | 0 | 0 | 0 | 0 | 0 | 0 | 0 | 3,000,000 | 0 |
| 2.4.5.02.06.002 | Servicios de suministro de comidas y bebidas | 0 | 0 | 0 | 15,000,000 | 0 | 15,000,000 | 0 | 0 | 0 | 0 | 0 | 0 | 0 | 0 | 0 | 14,003,900 | 953,500 |
| 2.4.5.02.07 | SERVICIOS FINANCIEROS Y SERVICIOS CONEXOS; SERVICIOS INMOBILIARIOS; Y SERVICIOS DE ARENDAMIENTO Y LEASING | 157,008,000 | 0 | 0 | 17,900,000 | 0 | 174,908,000 | 0 | 5,326,533 | 59,350,616 | 0 | 13,937,880 | 19,890,320 | 14,954,332 | 14,809,780 | 128,269,461 | 44,049,186 | 13,937,880 |
| 2.4.5.02.07.001 | SERVICIOS DE SEGUROS-ASISTENCIAL | 60,000,000 | 0 | 0 | 0 | 0 | 60,000,000 | 0 | 0 | 45,780,882 | 0 | 0 | 0 | 6,968,892 | 871,900 | 53,621,674 | 3,900,400 | 0 |
| 2.4.5.02.07.002 | SERVICIOS DE ARRENDAMIENTO DE TRANSPORTE - ASISTENCIAL | 97,008,000 | 0 | 0 | 17,900,000 | 0 | 114,908,000 | 0 | 5,326,533 | 13,569,734 | 0 | 13,937,880 | 19,890,320 | 7,985,440 | 13,937,880 | 74,647,787 | 40,148,786 | 13,937,880 |
| 2.4.5.02.08 | SERVICIOS PRESTADOS A LAS EMPRESAS Y SERVICIOS DE PRODUCCION | 1,638,900,000 | 247,328,996 | 0 | 236,300,000 | 55,000,000 | 2,067,528,996 | 1,969,475 | 84,901,070 | 155,953,078 | 18,600,382 | 190,980,762 | 54,246,295 | 161,500,448 | 351,274,206 | 1,019,425,715 | 987,101,699 | 330,693,107 |
| 2.4.5.02.08.001 | SERVICIOS PRESTADOS A LAS EMPRESAS - VIGILANCIA | 616,500,000 | 0 | 0 | 15,000,000 | 0 | 631,500,000 | 0 | 64,447,276 | 48,526,440 | 0 | 80,678,770 | | | | | | |

EMPRESA SOCIAL DEL ESTADO BARRANCABERMEJA
EJECUCION DE GASTOS PAGOS ACUMULADOS Y CUENTAS POR PAGAR

Periodo comprendido entre: Periodo comprendido entre: ENERO 01 DE 2023 Y AGOSTO 31 DE 2023

| CODIGO PPTAL | DENOMINACION PPTAL | PPTO INICIAL | ADICIONES | REDUCCION | CREDITO | CONTRA CREDITOS | PPTO DEFINITIVO | PAGOS | | | | | | | | PAGOS ACUMULADAS | REGISTROS POR PAGAR | OBLIGACION POR PAGAR |
|-----------------------|---|---------------|-------------|-----------|-------------|-----------------|-----------------|-----------|-------------|-------------|-------------|-------------|-------------|-------------|-------------|------------------|---------------------|----------------------|
| | | | | | | | | ENERO | FEBRERO | MARZO | ABRIL | MAYO | JUNIO | JULIO | AGOSTO | | | |
| 2.4.5.02.08.008 | SERVICIOS PRESTADOS A LAS EMPRESAS - IMPRESOS ASISTENCIAL | 93,000,000 | 0 | 0 | 0 | 0 | 93,000,000 | 0 | 0 | 200,000 | 8,499,208 | 0 | 17,694,771 | 6,655,041 | 0 | 33,049,020 | 55,340,344 | 0 |
| 2.4.5.02.08.009 | SERVICIOS PRESTADOS A LAS EMPRESAS - PUBLICACIONES | 100,000,000 | 0 | 0 | 0 | 40,000,000 | 60,000,000 | 0 | 0 | 0 | 0 | 0 | 0 | 8,406,126 | 0 | 8,406,126 | 50,115,439 | 22,187,598 |
| 2.4.5.02.08.010 | SERVICIOS PRESTADOS A LAS EMPRESAS - SEGURIDAD Y SALUD EN EL TRABAJO | 6,000,000 | 0 | 0 | 1,300,000 | 0 | 7,300,000 | 0 | 0 | 57,500 | 0 | 1,742,000 | 436,000 | 0 | 2,914,000 | 5,149,500 | 2,150,500 | 150,500 |
| 2.4.5.02.08.011 | SERVICIOS PRESTADOS A LAS EMPRESAS - Servicios de tecnologías de la Información TIC | 5,000,000 | 0 | 0 | 0 | 0 | 5,000,000 | 0 | 0 | 0 | 0 | 0 | 0 | 0 | 0 | 0 | 0 | 0 |
| 2.4.5.02.08.012 | SERVICIOS PRESTADOS A LAS EMPRESAS - TRATAMIENTO Y RECOLECCION DE DESECHOS | 18,000,000 | 0 | 0 | 0 | 0 | 18,000,000 | 0 | 0 | 0 | 0 | 0 | 0 | 0 | 0 | 0 | 12,000,000 | 6,941,160 |
| 2.4.5.02.08.013 | SERVICIOS PRESTADOS A LAS EMPRESAS - OTRAS ENTIDADES | 0 | 0 | 0 | 205,000,000 | 0 | 205,000,000 | 0 | 0 | 0 | 0 | 0 | 0 | 0 | 0 | 0 | 204,237,900 | 41,978,900 |
| 2.4.5.02.09 | SERVICIOS PARA LA COMUNIDAD, SOCIALES Y PERSONALES | 5,420,268,000 | 788,677,563 | 0 | 329,800,000 | 732,000,000 | 5,806,745,563 | 0 | 1,630,200 | 428,468,794 | 367,504,720 | 494,420,663 | 692,067,320 | 985,914,455 | 588,096,059 | 3,558,102,211 | 1,681,205,960 | 846,451,299 |
| 2.4.5.02.09.931 | SERVICIOS DE SALUD HUMANA | 5,420,268,000 | 788,677,563 | 0 | 329,800,000 | 732,000,000 | 5,806,745,563 | 0 | 1,630,200 | 428,468,794 | 367,504,720 | 494,420,663 | 692,067,320 | 985,914,455 | 588,096,059 | 3,558,102,211 | 1,681,205,960 | 846,451,299 |
| 2.4.5.02.09.931.01 | SERVICIOS DE SALUD HUMANA - OPERADOR EXTERNO PERSONAL ASISTENCIAL | 4,689,000,000 | 788,677,563 | 0 | 0 | 602,000,000 | 4,875,677,563 | 0 | 0 | 419,360,194 | 365,538,720 | 485,962,123 | 658,847,365 | 857,226,622 | 515,219,214 | 3,302,154,238 | 1,180,300,231 | 548,306,046 |
| 2.4.5.02.09.931.02 | SERVICIOS DE SALUD HUMANA - PERSONAL DE PIC | 317,868,000 | 0 | 0 | 199,800,000 | 0 | 517,668,000 | 0 | 0 | 0 | 0 | 0 | 0 | 122,586,409 | 28,257,600 | 150,844,009 | 356,009,693 | 212,960,218 |
| 2.4.5.02.09.931.02.01 | HONORARIOS PIC - ASISTENCIAL | 271,848,000 | 0 | 0 | 167,000,000 | 0 | 438,848,000 | 0 | 0 | 0 | 0 | 0 | 0 | 96,234,529 | 28,257,600 | 124,492,129 | 304,794,777 | 181,120,081 |
| 2.4.5.02.09.931.02.02 | REMUNERACION POR SERVICIOS TECNICOS - PIC - ASISTENCIAL | 46,020,000 | 0 | 0 | 32,800,000 | 0 | 78,820,000 | 0 | 0 | 0 | 0 | 0 | 0 | 26,351,880 | 0 | 26,351,880 | 51,214,916 | 31,840,137 |
| 2.4.5.02.09.931.03 | SERVICIOS DE SALUD HUMANA - PERSONAL DE APS | 0 | 0 | 0 | 0 | 0 | 0 | 0 | 0 | 0 | 0 | 0 | 0 | 0 | 0 | 0 | 0 | 0 |
| 2.4.5.02.09.931.03.01 | HONORARIOS APS - ASISTENCIAL | 0 | 0 | 0 | 0 | 0 | 0 | 0 | 0 | 0 | 0 | 0 | 0 | 0 | 0 | 0 | 0 | 0 |
| 2.4.5.02.09.931.03.02 | REMUNERACION POR SERVICIOS TECNICOS APS - ASISTENCIAL | 0 | 0 | 0 | 0 | 0 | 0 | 0 | 0 | 0 | 0 | 0 | 0 | 0 | 0 | 0 | 0 | 0 |
| 2.4.5.02.09.931.04 | SERVICIOS DE SALUD HUMANA - SERVICIOS ESPECIALIZADOS ASISTENCIAL | 413,400,000 | 0 | 0 | 130,000,000 | 130,000,000 | 413,400,000 | 0 | 1,630,200 | 9,108,600 | 1,966,000 | 8,458,540 | 33,219,955 | 6,101,424 | 44,619,245 | 105,103,964 | 144,896,036 | 85,185,035 |
| 2.4.5.02.09.931.04.01 | SERVICIOS APOYO DIAGNOSTICO DE IMAGENOLOGIA | 17,400,000 | 0 | 0 | 130,000,000 | 0 | 147,400,000 | 0 | 0 | 0 | 1,966,000 | 6,110,140 | 28,625,755 | 2,134,224 | 22,929,300 | 61,765,419 | 37,734,581 | 30,465,605 |
| 2.4.5.02.09.931.04.02 | SERVICIOS APOYO DIAGNOSTICO DE LABORATORIO CLINICO | 276,000,000 | 0 | 0 | 0 | 130,000,000 | 146,000,000 | 0 | 0 | 0 | 0 | 0 | 0 | 0 | 18,247,145 | 18,247,145 | 55,252,855 | 35,999,830 |
| 2.4.5.02.09.931.04.03 | SERVICIOS APOYO DIAGNOSTICO DE CERVIKO-VAGINAL | 120,000,000 | 0 | 0 | 0 | 0 | 120,000,000 | 0 | 1,630,200 | 9,108,600 | 0 | 2,348,400 | 4,594,200 | 3,967,200 | 3,442,800 | 25,091,400 | 51,908,600 | 18,719,600 |
| 2.4.5.02.09.931.05 | SERVICIOS DE SALUD HUMANA - OTROS SERVICIOS ASISTENCIAL | 0 | 0 | 0 | 0 | 0 | 0 | 0 | 0 | 0 | 0 | 0 | 0 | 0 | 0 | 0 | 0 | 0 |
| 2.4.5.02.10 | VIATICOS DE LOS FUNCIONARIOS EN COMISION | 3,000,000 | 0 | 0 | 0 | 0 | 3,000,000 | 0 | 0 | 0 | 0 | 49,542 | 0 | 0 | 0 | 49,542 | 807,850 | 807,850 |
| 2.4.5.09 | PASIVOS DE GASTOS DE COMERCIALIZACION Y PRODUCCION DE VIGENCIAS ANTERIORES | 270,000,000 | 810,392,129 | 0 | 157,737,173 | 157,737,173 | 1,080,392,129 | 4,875,266 | 899,889,577 | 63,282,060 | 1,316,944 | 4,544,220 | 0 | 0 | 0 | 973,908,067 | 64,086,861 | 0 |
| 2.4.5.09.01 | PASIVOS DE MATERIALES Y SUMINISTROS DE VIGENCIAS ANTERIORES | 200,000,000 | 0 | 0 | 0 | 157,737,173 | 42,262,827 | 0 | 34,533,187 | 0 | 0 | 0 | 0 | 0 | 0 | 34,533,187 | 5,980,948 | 0 |
| 2.4.5.09.01.01 | PASIVOS DE MEDICAMENTOS DE VIGENCIAS ANTERIORES | 50,000,000 | 0 | 0 | 0 | 50,000,000 | 0 | 0 | 0 | 0 | 0 | 0 | 0 | 0 | 0 | 0 | 0 | 0 |
| 2.4.5.09.01.02 | PASIVOS DE COMERCIALIZACION (COMPRA DE BVS PARA LA VENTA DIFERENTES A MEDICAMENTOS) DE VIGENCIAS ANTERIORES | 50,000,000 | 0 | 0 | 0 | 33,480,199 | 16,519,802 | 0 | 10,538,854 | 0 | 0 | 0 | 0 | 0 | 0 | 10,538,854 | 5,980,948 | 0 |
| 2.4.5.09.01.03 | OTROS PASIVOS DE MATERIALES Y SUMINISTROS ASISTENCIALES DE VIGENCIAS ANTERIORES | 100,000,000 | 0 | 0 | 0 | 74,256,975 | 25,743,025 | 0 | 23,994,333 | 0 | 0 | 0 | 0 | 0 | 0 | 23,994,333 | 0 | 0 |
| 2.4.5.09.02 | PASIVOS ADQUISICION DE SERVICIOS ASISTENCIALES DE VIGENCIAS ANTERIORES | 70,000,000 | 810,392,129 | 0 | 157,737,173 | 0 | 1,038,129,303 | 4,875,266 | 865,356,390 | 63,282,060 | 1,316,944 | 4,544,220 | 0 | 0 | 0 | 939,374,880 | 58,105,914 | 0 |
| 2.4.5.09.02.01 | PASIVOS DE SERVICIOS DE PERSONAL INDIRECTO ASISTENCIAL DE VIGENCIA ANTERIORES | 0 | 683,122,840 | 0 | 0 | 0 | 683,122,840 | 0 | 553,739,597 | 62,250,954 | 0 | 4,544,220 | 0 | 0 | 0 | 620,534,771 | 48,723,232 | 0 |
| 2.4.5.09.02.02 | PASIVOS DE SERVICIOS DE MANTENIMIENTO DE VIGENCIAS ANTERIORES | 20,000,000 | 77,834,490 | 0 | 0 | 0 | 97,834,490 | 0 | 97,834,490 | 0 | 0 | 0 | 0 | 0 | 0 | 97,834,490 | 0 | 0 |
| 2.4.5.09.02.03 | OTROS PASIVOS DE SERVICIOS ASISTENCIALES | 50,000,000 | 49,434,800 | 0 | 157,737,173 | 0 | 257,171,973 | 4,875,266 | 213,782,303 | 1,031,106 | 1,316,944 | 0 | 0 | 0 | 0 | 221,005,619 | 9,382,682 | 0 |



MONICA SAMPAYO CONTRERAS
Subdirectora Administrativa y Financiera

EMPRESA SOCIAL DEL ESTADO BARRANCABERMEJA
EJECUCION DE GASTOS REGISTROS ACUMULADOS

Periodo comprendido entre: Periodo comprendido entre: ENERO 01 DE 2023 y AGOSTO 31 DE 2023

| CODIGO PPTAL | DENOMINACION PPTAL | PPTO INICIAL | ADICIONES | REDUCCION | CREDITO | CONTRA CREDITOS | PPTO DEFINITIVO | ENERO | FEBRERO | MARZO | ABRIL | MAYO | JUNIO | JULIO | AGOSTO | COMPROMISOS ACUMULADOS | SALDO POR EJECUTAR | SALDO POR COMPROMETER |
|--------------------------|---|----------------|---------------|-----------|---------------|-----------------|-----------------|---------------|---------------|---------------|---------------|---------------|---------------|-------------|-------------|------------------------|--------------------|-----------------------|
| 2 | GASTOS | 18,701,365,113 | 8,510,992,595 | 0 | 1,407,948,579 | 1,407,948,579 | 27,212,357,707 | 3,526,263,598 | 2,897,713,852 | 1,927,736,980 | 6,590,673,154 | 3,134,641,203 | 2,201,977,268 | 888,379,422 | 634,181,268 | 21,801,566,745 | 5,377,372,962 | 5,410,790,962.24 |
| 2.1 | FUNCIONAMIENTO | 5,057,619,945 | 1,638,777,833 | 0 | 355,880,406 | 355,880,406 | 6,696,397,778 | 761,376,756 | 879,471,863 | 409,459,609 | 971,498,860 | 230,393,847 | 516,563,193 | 273,993,257 | 168,987,745 | 4,211,745,130 | 2,468,652,647 | 2,484,652,647.39 |
| 2.1.1 | GASTOS DE PERSONAL | 2,523,665,485 | 78,301,226 | 0 | 0 | 260,000,000 | 2,341,966,711 | 180,527,395 | 208,850,223 | 174,424,861 | 136,483,926 | 160,274,739 | 306,822,040 | 203,371,420 | 147,297,365 | 1,518,051,969 | 823,914,742 | 823,914,741.56 |
| 2.1.1.01 | PLANTA DE PERSONAL PERMANENTE | 2,523,665,485 | 78,301,226 | 0 | 0 | 260,000,000 | 2,341,966,711 | 180,527,395 | 208,850,223 | 174,424,861 | 136,483,926 | 160,274,739 | 306,822,040 | 203,371,420 | 147,297,365 | 1,518,051,969 | 823,914,742 | 823,914,741.56 |
| 2.1.1.01.01 | FACTORES CONSTITUTIVOS DE SALARIO | 1,711,040,784 | 0 | 0 | 0 | 200,000,000 | 1,511,040,784 | 97,645,966 | 93,889,258 | 113,897,565 | 100,894,870 | 115,600,277 | 239,144,611 | 132,434,390 | 110,689,716 | 1,004,196,653 | 506,844,131 | 506,844,131.28 |
| 2.1.1.01.01.001 | FACTORES SALARIALES COMUNES | 1,711,040,784 | 0 | 0 | 0 | 200,000,000 | 1,511,040,784 | 97,645,966 | 93,889,258 | 113,897,565 | 100,894,870 | 115,600,277 | 239,144,611 | 132,434,390 | 110,689,716 | 1,004,196,653 | 506,844,131 | 506,844,131.28 |
| 2.1.1.01.01.001.01 | SUELDO BASICO - FUNCIONAMIENTO | 1,403,629,560 | 0 | 0 | 0 | 200,000,000 | 1,203,629,560 | 90,290,932 | 93,509,416 | 96,135,412 | 100,515,028 | 98,770,136 | 187,647,518 | 107,134,014 | 107,873,423 | 881,875,879 | 321,753,681 | 321,753,681.00 |
| 2.1.1.01.01.001.02 | HORAS EXTRAS, DOMINICALES, FESTIVOS Y RECARGOS - FUNCIONAMIENTO | 0 | 0 | 0 | 0 | 0 | 0 | 0 | 0 | 0 | 0 | 0 | 0 | 0 | 0 | 0 | 0 | 0.00 |
| 2.1.1.01.01.001.04 | SUBSIDIO DE ALIMENTACION - FUNCIONAMIENTO | 1,868,184 | 0 | 0 | 0 | 0 | 1,868,184 | 234,344 | 234,344 | 145,498 | 145,498 | 145,498 | 236,997 | 166,770 | 141,755 | 1,450,704 | 417,480 | 417,480.00 |
| 2.1.1.01.01.001.05 | AUXILIO DE TRANSPORTE - FUNCIONAMIENTO | 3,008,977 | 0 | 0 | 0 | 0 | 3,008,977 | 145,498 | 145,498 | 234,344 | 234,344 | 234,344 | 454,623 | 281,212 | 239,030 | 1,968,893 | 1,040,084 | 1,040,083.96 |
| 2.1.1.01.01.001.06 | PRIMA DE SERVICIO - FUNCIONAMIENTO | 60,419,657 | 0 | 0 | 0 | 0 | 60,419,657 | 0 | 0 | 0 | 0 | 3,123,889 | 43,918,886 | 3,479,127 | 0 | 50,521,902 | 9,897,755 | 9,897,755.00 |
| 2.1.1.01.01.001.07 | BONIFICACION POR SERVICIOS PRESTADOS - FUNCIONAMIENTO | 41,565,057 | 0 | 0 | 0 | 0 | 41,565,057 | 2,790,077 | 0 | 6,866,414 | 0 | 4,104,738 | 3,148,115 | 6,918,105 | 1,112,238 | 24,939,687 | 16,625,370 | 16,625,370.00 |
| 2.1.1.01.01.001.08 | PRESTACIONES SOCIALES - FUNCIONAMIENTO | 200,549,349 | 0 | 0 | 0 | 0 | 200,549,349 | 4,185,115 | 0 | 10,515,897 | 0 | 0 | 3,738,472 | 14,455,162 | 1,323,270 | 43,439,588 | 157,109,761 | 157,109,761.00 |
| 2.1.1.01.01.001.08.01 | PRIMA DE NAVIDAD - FUNCIONAMIENTO | 131,119,044 | 0 | 0 | 0 | 0 | 131,119,044 | 0 | 0 | 0 | 0 | 2,937,685 | 412,310 | 4,561,523 | 0 | 7,911,518 | 123,207,526 | 123,207,526.00 |
| 2.1.1.01.01.001.08.02 | PRIMA DE VACACIONES - FUNCIONAMIENTO | 69,430,305 | 0 | 0 | 0 | 0 | 69,430,305 | 4,185,115 | 0 | 10,515,897 | 0 | 6,283,987 | 3,326,162 | 9,893,639 | 1,323,270 | 35,528,070 | 33,902,235 | 33,902,235.00 |
| 2.1.1.01.02 | CONTRIBUCIONES INHERENTES A LA NOMINA - FUNCIONAMIENTO | 660,518,954 | 0 | 0 | 0 | 60,000,000 | 600,518,954 | 31,134,034 | 30,574,546 | 43,041,289 | 34,284,381 | 36,045,934 | 62,029,221 | 46,907,842 | 34,783,209 | 318,800,456 | 281,718,498 | 281,718,498.28 |
| 2.1.1.01.02.001 | APORTES A LA SEGURIDAD SOCIAL EN PENSIONES - FUNCIONAMIENTO | 185,085,550 | 0 | 0 | 0 | 0 | 185,085,550 | 11,756,300 | 11,524,350 | 22,069,425 | 11,886,425 | 12,112,100 | 22,826,575 | 13,559,775 | 12,948,625 | 118,683,575 | 66,401,975 | 66,401,974.72 |
| 2.1.1.01.02.002 | APORTES A LA SEGURIDAD SOCIAL EN SALUD - FUNCIONAMIENTO | 131,102,264 | 0 | 0 | 0 | 0 | 131,102,264 | 8,327,734 | 8,163,696 | 8,755,764 | 8,663,756 | 8,820,340 | 16,061,056 | 9,605,204 | 9,447,884 | 77,845,434 | 53,256,830 | 53,256,830.39 |
| 2.1.1.01.02.003 | APORTES DE CESANTIAS - FUNCIONAMIENTO | 159,091,116 | 0 | 0 | 0 | 60,000,000 | 99,091,116 | 0 | 0 | 0 | 0 | 3,306,294 | 428,390 | 4,974,063 | 0 | 8,708,747 | 90,382,369 | 90,382,368.68 |
| 2.1.1.01.02.004 | APORTES A CAJAS DE COMPENSACION FAMILIAR - FUNCIONAMIENTO | 66,629,458 | 0 | 0 | 0 | 0 | 66,629,458 | 3,919,300 | 3,842,000 | 4,330,200 | 5,028,800 | 4,151,200 | 8,072,000 | 7,218,200 | 4,368,100 | 40,929,800 | 25,699,658 | 25,699,658.00 |
| 2.1.1.01.02.005 | APORTES GENERALES AL SISTEMA DE RIESGOS LABORALES - FUNCIONAMIENTO | 35,323,748 | 0 | 0 | 0 | 0 | 35,323,748 | 2,230,500 | 2,240,900 | 2,422,200 | 2,418,300 | 2,465,900 | 4,550,800 | 2,577,300 | 2,557,800 | 21,513,700 | 13,810,048 | 13,810,048.90 |
| 2.1.1.01.02.006 | APORTES AL ICBF - FUNCIONAMIENTO | 49,972,092 | 0 | 0 | 0 | 0 | 49,972,092 | 2,939,900 | 2,881,900 | 3,772,000 | 3,772,000 | 3,113,900 | 6,054,100 | 5,363,900 | 3,276,400 | 30,650,100 | 19,321,992 | 19,321,992.00 |
| 2.1.1.01.02.007 | APORTES AL SENA - FUNCIONAMIENTO | 33,314,726 | 0 | 0 | 0 | 0 | 33,314,726 | 1,960,300 | 1,921,700 | 2,165,700 | 2,515,100 | 2,076,200 | 4,036,300 | 3,609,400 | 2,184,400 | 20,469,100 | 12,845,626 | 12,845,626.00 |
| 2.1.1.01.03 | REMUNERACIONES NO CONSTITUTIVAS DE FACTOR SALARIAL | 100,105,746 | 0 | 0 | 0 | 0 | 100,105,746 | 5,832,588 | 0 | 17,486,007 | 1,304,675 | 8,628,528 | 5,648,208 | 24,029,188 | 1,824,440 | 64,753,634 | 35,352,112 | 35,352,112.00 |
| 2.1.1.01.03.001 | PRESTACIONES SOCIALES - FUNCIONAMIENTO | 100,105,746 | 0 | 0 | 0 | 0 | 100,105,746 | 5,832,588 | 0 | 17,486,007 | 1,304,675 | 8,628,528 | 5,648,208 | 24,029,188 | 1,824,440 | 64,753,634 | 35,352,112 | 35,352,112.00 |
| 2.1.1.01.03.001.01 | VACACIONES - FUNCIONAMIENTO | 92,307,804 | 0 | 0 | 0 | 0 | 92,307,804 | 5,301,145 | 0 | 16,178,120 | 1,304,675 | 7,847,873 | 5,225,184 | 22,775,600 | 1,676,142 | 60,308,739 | 31,999,065 | 31,999,065.00 |
| 2.1.1.01.03.001.02 | INDEMNIZACION POR VACACIONES - FUNCIONAMIENTO | 0 | 0 | 0 | 0 | 0 | 0 | 0 | 0 | 0 | 0 | 0 | 0 | 0 | 0 | 0 | 0 | 0.00 |
| 2.1.1.01.03.001.03 | BONIFICACION ESPECIAL DE RECREACION - FUNCIONAMIENTO | 7,797,942 | 0 | 0 | 0 | 0 | 7,797,942 | 531,443 | 0 | 1,307,887 | 0 | 780,655 | 423,024 | 1,253,588 | 148,298 | 4,444,895 | 3,353,047 | 3,353,047.00 |
| 2.1.1.01.09 | PASIVOS LABORALES ADMINISTRATIVOS DE VICENCIAS ANTERIORES | 52,000,000 | 78,301,226 | 0 | 0 | 0 | 130,301,226 | 45,914,807 | 84,386,419 | 0 | 0 | 0 | 0 | 0 | 0 | 130,301,226 | 0 | 0.00 |
| 2.1.1.02 | PERSONAL SUPERNUMERARIO Y PLANTA TEMPORAL | 0 | 0 | 0 | 0 | 0 | 0 | 0 | 0 | 0 | 0 | 0 | 0 | 0 | 0 | 0 | 0 | 0.00 |
| 2.1.2 | ADQUISICION DE BIENES Y SERVICIOS | 2,475,954,460 | 639,926,447 | 0 | 334,800,000 | 94,833,775 | 3,355,847,132 | 547,072,567 | 670,621,640 | 228,843,122 | 835,014,934 | 70,119,108 | 139,634,209 | 70,621,837 | 20,643,749 | 2,582,571,166 | 757,275,966 | 773,275,965.80 |
| 2.1.2.01 | ADQUISICION DE ACTIVOS NO FINANCIEROS | 55,000,000 | 0 | 0 | 4,600,000 | 4,600,000 | 55,000,000 | 0 | 965,900 | 18,000,000 | 5,978,074 | 3,289,503 | 12,764,394 | 0 | 0 | 40,997,871 | 14,002,129 | 14,002,129.00 |
| 2.1.2.01.01 | ACTIVOS FIJOS | 55,000,000 | 0 | 0 | 4,600,000 | 4,600,000 | 55,000,000 | 0 | 965,900 | 18,000,000 | 5,978,074 | 3,289,503 | 12,764,394 | 0 | 0 | 40,997,871 | 14,002,129 | 14,002,129.00 |
| 2.1.2.01.01.003 | MAQUINARIA Y EQUIPO | 35,000,000 | 0 | 0 | 4,600,000 | 4,600,000 | 35,000,000 | 0 | 965,900 | 0 | 5,978,074 | 3,289,503 | 12,764,394 | 0 | 0 | 22,997,871 | 12,002,129 | 12,002,129.00 |
| 2.1.2.01.01.003.03 | MAQUINARIA DE OFICINA, CONTABILIDAD E INFORMATICA | 30,000,000 | 0 | 0 | 0 | 4,600,000 | 25,400,000 | 0 | 0 | 0 | 5,978,074 | 0 | 12,764,394 | 0 | 0 | 18,742,468 | 6,657,532 | 6,657,532.00 |
| 2.1.2.01.01.003.03.01 | MAQUINAS PARA OFICINA Y CONTABILIDAD, Y SUS PARTES Y ACCESORIOS | 10,000,000 | 0 | 0 | 0 | 4,600,000 | 5,400,000 | 0 | 0 | 0 | 0 | 0 | 0 | 0 | 0 | 0 | 5,400,000 | 5,400,000.00 |
| 2.1.2.01.01.003.03.02 | MAQUINARIA DE INFORMATICA Y SUS PARTES, PIEZAS Y ACCESORIOS | 20,000,000 | 0 | 0 | 0 | 0 | 20,000,000 | 0 | 0 | 0 | 5,978,074 | 0 | 12,764,394 | 0 | 0 | 18,742,468 | 1,257,532 | 1,257,532.00 |
| 2.1.2.01.01.003.04 | MAQUINARIA Y APARATOS ELECTRICOS | 5,000,000 | 0 | 0 | 0 | 0 | 5,000,000 | 0 | 0 | 0 | 0 | 0 | 0 | 0 | 0 | 5,000,000 | 5,000,000.00 | |
| 2.1.2.01.01.003.04.06 | OTRO EQUIPO ELECTRICO Y SUS PARTES Y PIEZAS | 5,000,000 | 0 | 0 | 0 | 0 | 5,000,000 | 0 | 0 | 0 | 0 | 0 | 0 | 0 | 0 | 5,000,000 | 5,000,000.00 | |
| 2.1.2.01.01.003.05 | Equipo y aparatos de radio, televisión y comunicaciones | 0 | 0 | 0 | 4,600,000 | 0 | 4,600,000 | 0 | 965,900 | 0 | 0 | 3,289,503 | 0 | 0 | 0 | 4,255,403 | 344,597 | 344,597.00 |
| 2.1.2.01.01.003.05.02 | Aparatos transmisores de televisión y radio; televisión, video y cámaras digitales; teléfonos | 0 | 0 | 0 | 4,600,000 | 0 | 4,600,000 | 0 | 965,900 | 0 | 0 | 3,289,503 | 0 | 0 | 0 | 4,255,403 | 344,597 | 344,597.00 |
| 2.1.2.01.01.004 | ACTIVOS FIJOS NO CLASIFICADOS COMO MAQUINARIA Y EQUIPO | 20,000,000 | 0 | 0 | 0 | 0 | 20,000,000 | 0 | 0 | 18,000,000 | 0 | 0 | 0 | 0 | 0 | 18,000,000 | 2,000,000 | 2,000,000.00 |
| 2.1.2.01.01.004.01 | MUEBLES, INSTRUMENTOS MUSICALES, ARTICULOS DE DEPORTE Y ANTIGUEDADES | 20,000,000 | 0 | 0 | 0 | 0 | 20,000,000 | 0 | 0 | 18,000,000 | 0 | 0 | 0 | 0 | 0 | 18,000,000 | 2,000,000 | 2,000,000.00 |
| 2.1.2.01.01.004.01.01 | MUEBLES | 20,000,000 | 0 | 0 | 0 | 0 | 20,000,000 | 0 | 0 | 18,000,000 | 0 | 0 | 0 | 0 | 0 | 18,000,000 | 2,000,000 | 2,000,000.00 |
| 2.1.2.01.01.004.01.01.02 | MUEBLES DEL TIPO UTILIZADO EN LA OFICINA | 18,000,000 | 0 | 0 | 0 | 0 | 18,000,000 | 0 | 0 | 18,000,000 | 0 | 0 | 0 | 0 | 0 | 18,000,000 | 0 | 0.00 |
| 2.1.2.01.01.004.01.01.04 | OTROS MUEBLES N.C.P. | 2,000,000 | 0 | 0 | 0 | 0 | 2,000,000 | 0 | 0 | 0 | 0 | 0 | 0 | 0 | 0 | 0 | 2,000,000 | 2,000,000.00 |
| 2.1.2.02 | ADQUISICIONES DIFERENTES DE ACTIVOS | 2,400,954,460 | 150,000,000 | 0 | 330,200,000 | 90,233,775 | 2,790,920,685 | 542,072,567 | 477,898,238 | 210,843,122 | 829,036,860 | | | | | | | |

EMPRESA SOCIAL DEL ESTADO BARRANCABERMEJA
EJECUCION DE GASTOS REGISTROS ACUMULADOS

Periodo comprendido entre: Periodo comprendido entre: ENERO 01 DE 2023 y AGOSTO 31 DE 2023

| CODIGO PPTAL | DENOMINACION PPTAL | PPTO INICIAL | ADICIONES | REDUCCION | CREDITO | CONTRA CREDITOS | PPTO DEFINITIVO | ENERO | FEBRERO | MARZO | ABRIL | MAYO | JUNIO | JULIO | AGOSTO | COMPROMISOS ACUMULADOS | SALDO POR EJECUTAR | SALDO POR COMPROMETER |
|-----------------------|--|---------------|-------------|-----------|-------------|-----------------|-----------------|-------------|-------------|-------------|-------------|------------|-------------|------------|-----------|------------------------|--------------------|-----------------------|
| 2.1.2.02.01.003.04 | OTROS BIENES TRANSPORTABLES - COMBUSTIBLE ADMINISTRATIVO | 27,600,000 | 0 | 0 | 0 | 0 | 27,600,000 | 18,400,000 | 0 | 0 | 0 | 0 | 0 | 0 | 9,200,000 | 27,600,000 | 0 | 0.00 |
| 2.1.2.02.01.004 | PRODUCTOS METALICOS Y PAQUETES DE SOFTWARE | 0 | 0 | 0 | 0 | 0 | 0 | 0 | 0 | 0 | 0 | 0 | 0 | 0 | 0 | 0 | 0 | 0.00 |
| 2.1.2.02.02 | ADQUISICION DE SERVICIOS | 2,196,754,460 | 150,000,000 | 0 | 325,200,000 | 82,033,775 | 2,589,920,685 | 494,359,510 | 430,328,818 | 203,747,308 | 823,014,285 | 57,867,692 | 114,726,871 | 62,264,948 | 5,355,966 | 2,191,665,398 | 398,255,287 | 398,255,287.00 |
| 2.1.2.02.02.007 | SERVICIOS FINANCIEROS Y SERVICIOS CONEXOS, SERVICIOS INMOBILIARIOS Y SERVICIOS DE LEASING | 94,208,000 | 0 | 0 | 0 | 1,624,000 | 92,584,000 | 25,326,533 | 35,714,640 | 18,445 | 0 | 0 | 0 | 17,857,320 | 0 | 78,916,938 | 13,667,062 | 13,667,062.00 |
| 2.1.2.02.02.007.01 | SERVICIOS FINANCIEROS | 12,000,000 | 0 | 0 | 0 | 1,624,000 | 10,376,000 | 0 | 0 | 18,445 | 0 | 0 | 0 | 0 | 0 | 18,445 | 10,357,555 | 10,357,555.00 |
| 2.1.2.02.02.007.02 | SERVICIOS SEGUROS ADMINISTRATIVO | 20,000,000 | 0 | 0 | 0 | 0 | 20,000,000 | 20,000,000 | 0 | 0 | 0 | 0 | 0 | 0 | 0 | 0 | 20,000,000 | 0.00 |
| 2.1.2.02.02.007.03 | SERVICIOS DE ARRENDAMIENTO DE TRANSPORTE ADMINISTRATIVO | 62,208,000 | 0 | 0 | 0 | 0 | 62,208,000 | 5,326,533 | 35,714,640 | 0 | 0 | 0 | 0 | 17,857,320 | 0 | 58,898,493 | 3,309,507 | 3,309,507.00 |
| 2.1.2.02.02.008 | SERVICIOS PRESTADOS A LAS EMPRESAS Y SERVICIOS DE PRODUCCION | 2,092,546,460 | 150,000,000 | 0 | 323,200,000 | 80,409,775 | 2,485,336,685 | 469,032,977 | 393,492,670 | 197,626,492 | 822,392,116 | 55,787,451 | 114,317,811 | 44,176,120 | 4,656,720 | 2,101,482,357 | 383,854,328 | 383,854,328.00 |
| 2.1.2.02.02.008.01 | SERVICIOS PRESTADOS A LAS EMPRESAS - HONORARIOS ADMINISTRATIVOS | 592,679,976 | 150,000,000 | 0 | 70,000,000 | 10,200,000 | 802,479,976 | 149,065,435 | 332,762,400 | 46,808,960 | 95,580,000 | 28,506,400 | 49,425,120 | 580,000 | 0 | 702,728,315 | 99,751,661 | 99,751,661.00 |
| 2.1.2.02.02.008.02 | SERVICIOS PRESTADOS A LAS EMPRESAS - PERSONAL ADMINISTRATIVO AUXILIARES, TECNICOS Y TECNOLOGOS | 78,766,480 | 0 | 0 | 0 | 39,000,000 | 39,766,480 | 6,816,330 | 3,514,196 | 4,101,905 | 8,785,490 | 0 | 14,056,784 | 0 | 0 | 37,274,705 | 2,491,775 | 2,491,775.00 |
| 2.1.2.02.02.008.03 | SERVICIOS PRESTADOS A LAS EMPRESAS - VIGILANCIA ADMINISTRATIVO | 98,400,000 | 0 | 0 | 0 | 0 | 98,400,000 | 8,873,715 | 16,268,477 | 5,915,810 | 8,873,715 | 3,549,486 | 34,015,907 | 0 | 0 | 77,497,110 | 20,902,890 | 20,902,890.00 |
| 2.1.2.02.02.008.04 | SERVICIOS PRESTADOS A LAS EMPRESAS - ASEO ADMINISTRATIVO | 38,400,000 | 0 | 0 | 0 | 0 | 38,400,000 | 6,960,000 | 0 | 3,480,000 | 3,480,000 | 1,044,000 | 16,820,000 | 0 | 0 | 31,784,000 | 6,616,000 | 6,616,000.00 |
| 2.1.2.02.02.008.05 | SERVICIOS PRESTADOS A LAS EMPRESAS - MANTENIMIENTO HOSPITALARIO SERVICIOS FUNCIONAMIENTO | 24,000,000 | 0 | 0 | 0 | 0 | 24,000,000 | 0 | 0 | 0 | 0 | 0 | 0 | 0 | 0 | 0 | 24,000,000 | 24,000,000.00 |
| 2.1.2.02.02.008.06 | SERVICIOS PRESTADOS A LAS EMPRESAS - SEGURIDAD Y SALUD EN EL TRABAJO | 4,200,000 | 0 | 0 | 0 | 0 | 4,200,000 | 0 | 1,500,000 | 0 | 0 | 1,400,000 | 0 | 0 | 0 | 2,900,000 | 1,300,000 | 1,300,000.00 |
| 2.1.2.02.02.008.07 | SERVICIOS PRESTADOS A LAS EMPRESAS - SERVICIOS TELECOMUNICACIONES | 108,000,000 | 0 | 0 | 0 | 29,209,775 | 78,790,225 | 4,098,126 | 8,117,997 | 7,868,732 | 5,633,566 | 10,945,916 | 0 | 12,172,360 | 4,128,284 | 52,964,981 | 25,825,244 | 25,825,244.00 |
| 2.1.2.02.02.008.07.01 | FIJO | 42,000,000 | 0 | 0 | 0 | 0 | 42,000,000 | 4,168,140 | 4,585,467 | 4,474,809 | 5,633,566 | 4,474,809 | 0 | 8,800,977 | 4,128,284 | 35,829,369 | 6,170,631 | 6,170,631.00 |
| 2.1.2.02.02.008.07.02 | INTERNET | 24,000,000 | 0 | 0 | 0 | 0 | 24,000,000 | 60,000 | 3,949,857 | 3,283,265 | 0 | 6,471,107 | 0 | 3,371,383 | 0 | 17,135,612 | 6,864,388 | 6,864,388.00 |
| 2.1.2.02.02.008.07.03 | MOVIL | 42,000,000 | 0 | 0 | 0 | 29,209,775 | 12,790,225 | 0 | 0 | 0 | 0 | 0 | 0 | 0 | 0 | 0 | 12,790,225 | 12,790,225.00 |
| 2.1.2.02.02.008.08 | SERVICIOS PRESTADOS A LAS EMPRESAS - CAPACITACION | 5,000,000 | 0 | 0 | 0 | 0 | 5,000,000 | 0 | 1,618,400 | 745,416 | 0 | 0 | 0 | 0 | 0 | 2,363,816 | 2,636,184 | 2,636,184.00 |
| 2.1.2.02.02.008.09 | SERVICIOS PRESTADOS A LAS EMPRESAS - BIENESTAR SOCIAL | 5,000,000 | 0 | 0 | 0 | 0 | 5,000,000 | 0 | 0 | 0 | 0 | 0 | 0 | 0 | 0 | 0 | 5,000,000 | 5,000,000.00 |
| 2.1.2.02.02.008.10 | SERVICIOS PRESTADOS A LAS EMPRESAS - IMPRESOS ADMINISTRATIVO | 3,000,000 | 0 | 0 | 0 | 0 | 3,000,000 | 0 | 2,000,000 | 0 | 0 | 0 | 0 | 0 | 0 | 2,000,000 | 1,000,000 | 1,000,000.00 |
| 2.1.2.02.02.008.11 | SERVICIOS PRESTADOS A LAS EMPRESAS - PUBLICACIONES | 3,000,000 | 0 | 0 | 0 | 2,000,000 | 1,000,000 | 0 | 0 | 0 | 0 | 0 | 0 | 0 | 0 | 0 | 1,000,000 | 1,000,000.00 |
| 2.1.2.02.02.008.12 | SERVICIOS PRESTADOS A LAS EMPRESAS - SERVICIOS EN TECNOLOGIAS DE LA INFORMACION TIC | 97,100,004 | 0 | 0 | 19,000,000 | 0 | 116,100,004 | 31,698,033 | 27,711,200 | 0 | 21,909,312 | 220,150 | 0 | 31,423,760 | 528,436 | 113,490,891 | 2,609,113 | 2,609,113.00 |
| 2.1.2.02.02.008.13 | SERVICIOS PRESTADOS A LAS EMPRESAS - OPERADOR EXTERNO PERSONAL ADMINISTRATIVO | 1,035,000,000 | 0 | 0 | 234,200,000 | 0 | 1,269,200,000 | 261,521,338 | 0 | 128,705,669 | 678,130,033 | 10,121,499 | 0 | 0 | 0 | 1,078,478,539 | 190,721,461 | 190,721,461.00 |
| 2.1.2.02.02.010 | VIATICOS DE LOS FUNCIONARIOS EN COMISION | 10,000,000 | 0 | 0 | 2,000,000 | 0 | 12,000,000 | 0 | 1,121,508 | 6,102,371 | 622,169 | 2,080,241 | 409,060 | 231,508 | 699,246 | 11,266,103 | 733,897 | 733,897.00 |
| 2.1.2.02.03 | GASTOS IMPREVISTOS | 10,000,000 | 0 | 0 | 5,000,000 | 6,200,000 | 8,800,000 | 1,250,000 | 1,607,034 | 0 | -108,800 | 1,579,650 | 0 | 1,238,550 | 0 | 5,566,434 | 3,233,566 | 3,233,565.80 |
| 2.1.2.09 | PASIVOS DE ADQUISICION DE BIENES Y SERVICIOS ADMINISTRATIVOS DE VIGENCIAS ANTERIORES | 20,000,000 | 489,926,447 | 0 | 0 | 0 | 509,926,447 | 5,000,000 | 191,757,502 | 0 | 0 | 0 | 0 | 0 | 0 | 196,757,502 | 313,168,945 | 313,168,945.00 |
| 2.1.2.09.01 | PASIVOS DE BIENES ADMINISTRATIVOS DE VIGENCIAS ANTERIORES | 0 | 281,908,788 | 0 | 0 | 0 | 281,908,788 | 0 | 13,127,109 | 0 | 0 | 0 | 0 | 0 | 0 | 13,127,109 | 268,781,679 | 268,781,679.00 |
| 2.1.2.09.02 | PASIVOS DE SERVICIOS ADMINISTRATIVOS DE VIGENCIAS ANTERIORES | 20,000,000 | 208,017,659 | 0 | 0 | 0 | 228,017,659 | 5,000,000 | 178,630,393 | 0 | 0 | 0 | 0 | 0 | 0 | 183,630,393 | 44,387,266 | 44,387,266.00 |
| 2.1.2.09.02.01 | PASIVOS DE SERVICIOS (DIFERENTE MANTENIMIENTO) ADMINISTRATIVOS DE VIGENCIAS ANTERIORES | 0 | 52,417,255 | 0 | 0 | 0 | 52,417,255 | 0 | 25,137,389 | 0 | 0 | 0 | 0 | 0 | 0 | 25,137,389 | 27,279,866 | 27,279,866.00 |
| 2.1.2.09.02.02 | PASIVOS DE SERVICIOS INDIRECTOS ADMINISTRATIVOS | 20,000,000 | 155,600,404 | 0 | 0 | 0 | 175,600,404 | 5,000,000 | 153,493,004 | 0 | 0 | 0 | 0 | 0 | 0 | 158,493,004 | 17,107,400 | 17,107,400.00 |
| 2.1.2.09.02.03 | OTROS PASIVOS DE SERVICIOS ADMINISTRATIVOS | 0 | 0 | 0 | 0 | 0 | 0 | 0 | 0 | 0 | 0 | 0 | 0 | 0 | 0 | 0 | 0 | 0.00 |
| 2.1.3 | TRANSFERENCIAS CORRIENTES | 0 | 40,000,000 | 0 | 10,209,775 | 0 | 50,209,775 | 0 | 0 | 0 | 0 | 0 | 50,209,774 | 0 | 0 | 50,209,774 | 1 | 0.84 |
| 2.1.3.13 | SENTENCIAS Y CONCILIACIONES | 0 | 40,000,000 | 0 | 10,209,775 | 0 | 50,209,775 | 0 | 0 | 0 | 0 | 0 | 50,209,774 | 0 | 0 | 50,209,774 | 1 | 0.84 |
| 2.1.3.13.01 | FALLOS NACIONALES | 0 | 0 | 0 | 10,209,775 | 0 | 10,209,775 | 0 | 0 | 0 | 0 | 0 | 10,209,774 | 0 | 0 | 10,209,774 | 1 | 0.84 |
| 2.1.3.13.01.001 | SENTENCIAS | 0 | 0 | 0 | 10,209,775 | 0 | 10,209,775 | 0 | 0 | 0 | 0 | 0 | 10,209,774 | 0 | 0 | 10,209,774 | 1 | 0.84 |
| 2.1.3.13.01.002 | CONCILIACIONES | 0 | 0 | 0 | 0 | 0 | 0 | 0 | 0 | 0 | 0 | 0 | 0 | 0 | 0 | 0 | 0 | 0.00 |
| 2.1.3.13.09 | PASIVOS DE TRANSFERENCIAS CORRIENTES DE VIGENCIAS ANTERIORES | 0 | 40,000,000 | 0 | 0 | 0 | 40,000,000 | 0 | 0 | 0 | 0 | 0 | 40,000,000 | 0 | 0 | 40,000,000 | 0 | 0.00 |
| 2.1.8 | GASTOS POR TRIBUTOS, TASAS, CONTRIBUCIONES, MULTAS, SANCIONES E INTERESES DE MORA | 58,000,000 | 880,550,160 | 0 | 10,870,631 | 1,046,631 | 948,374,160 | 33,776,794 | 0 | 6,191,626 | 0 | 0 | 19,897,170 | 0 | 1,046,631 | 60,912,221 | 887,461,939 | 887,461,939.19 |
| 2.1.8.01 | IMPUESTOS | 0 | 0 | 0 | 0 | 0 | 0 | 0 | 0 | 0 | 0 | 0 | 0 | 0 | 0 | 0 | 0 | 0.00 |
| 2.1.8.01.52 | IMPUESTO PREDIAL Y OTROS | 0 | 0 | 0 | 0 | 0 | 0 | 0 | 0 | 0 | 0 | 0 | 0 | 0 | 0 | 0 | 0 | 0.00 |
| 2.1.8.02 | Estampillas | 0 | 0 | 0 | 1,464,630 | 0 | 1,464,630 | 0 | 0 | 1,229,746 | 0 | 0 | 0 | 0 | 234,630 | 1,464,376 | 254 | 254.00 |
| 2.1.8.03 | Tasas y derechos administrativos | 0 | 0 | 0 | 5,782,001 | 0 | 5,782,001 | 0 | 0 | 4,961,880 | 0 | 0 | 0 | 0 | 812,001 | 5,773,881 | 8,120 | 8,120.19 |
| 2.1.8.04 | CONTRIBUCIONES | 18,000,000 | 0 | 0 | 3,624,000 | 1,046,631 | 20,577,369 | 0 | 0 | 0 | 0 | 0 | 19,897,170 | 0 | 0 | 19,897,170 | 680,199 | 680,199.00 |
| 2.1.8.04.07 | CONTRIBUCION DE VIGILANCIA - SUPERINTENDENCIA NACIONAL DE SALUD | 18,000,000 | 0 | 0 | 2,000,000 | 0 | 20,000,000 | 0 | 0 | 0 | 0 | 0 | 19,897,170 | 0 | 0 | 19,897,170 | 102,830 | 102,830.00 |
| 2.1.8.04.10 | Contribución a RTVC y organizaciones regionales de televisión y radiodifusión | 0 | 0 | 0 | 1,624,000 | 1,046,631 | 577,369 | 0 | 0 | 0 | 0 | 0 | 0 | 0 | 0 | 0 | 577,369 | 577,369.00 |
| 2.1.8.09 | PASIVOS POR TRIBUTOS, TASAS, CONTRIBUCIONES DE VIGENCIA ANTERIORES | 40,000,000 | 880,550,160 | 0 | 0 | 0 | 920,550,160 | 33,776,794 | 0 | 0 | 0 | 0 | 0 | 0 | 0 | 33,776,794 | 886,773,366 | 886,773,366.00 |

EMPRESA SOCIAL DEL ESTADO BARRANCABERMEJA
EJECUCION DE GASTOS REGISTROS ACUMULADOS

Periodo comprendido entre: Periodo comprendido entre: ENERO 01 DE 2023 y AGOSTO 31 DE 2023

| CODIGO PPTAL | DENOMINACION PPTAL | PPTO INICIAL | ADICIONES | REDUCCION | CREDITO | CONTRA CREDITOS | PPTO DEFINITIVO | ENERO | FEBRERO | MARZO | ABRIL | MAYO | JUNIO | JULIO | AGOSTO | COMPROMISOS ACUMULADOS | SALDO POR EJECUTAR | SALDO POR COMPROMETER | |
|-----------------------|--|----------------|---------------|-----------|---------------|-----------------|-----------------|---------------|---------------|---------------|---------------|---------------|---------------|-------------|-------------|------------------------|--------------------|-----------------------|------|
| 2.3 | INVERSION | 0 | 4,132,773,370 | 0 | 0 | 0 | 4,132,773,370 | 0 | 14,893,992 | 0 | 4,042,726,506 | 0 | 0 | 47,600,000 | 0 | 4,105,220,498 | 27,552,872 | 27,552,872.00 | |
| 2.3.2 | ADQUISICION DE BIENES Y SERVICIOS | 0 | 4,132,773,370 | 0 | 0 | 0 | 4,132,773,370 | 0 | 14,893,992 | 0 | 4,042,726,506 | 0 | 0 | 47,600,000 | 0 | 4,105,220,498 | 27,552,872 | 27,552,872.00 | |
| 2.3.2.01 | ADQUISICION DE BIENES Y SERVICIOS | 0 | 0 | 0 | 0 | 0 | 0 | 0 | 0 | 0 | 0 | 0 | 0 | 0 | 0 | 0 | 0 | 0.00 | |
| 2.3.2.02 | ADQUISICIONES DIFERENTES DE ACTIVOS | 0 | 4,117,879,378 | 0 | 0 | 0 | 4,117,879,378 | 0 | 0 | 0 | 4,042,726,506 | 0 | 0 | 47,600,000 | 0 | 4,090,326,506 | 27,552,872 | 27,552,872.00 | |
| 2.3.2.02.02 | ADQUISICION DE SERVICIOS | 0 | 4,117,879,378 | 0 | 0 | 0 | 4,117,879,378 | 0 | 0 | 0 | 4,042,726,506 | 0 | 0 | 47,600,000 | 0 | 4,090,326,506 | 27,552,872 | 27,552,872.00 | |
| 2.3.2.02.02.005 | CONSTRUCCION Y SERVICIOS DE LA CONSTRUCCION | 0 | 4,117,879,378 | 0 | 0 | 0 | 4,117,879,378 | 0 | 0 | 0 | 4,042,726,506 | 0 | 0 | 47,600,000 | 0 | 4,090,326,506 | 27,552,872 | 27,552,872.00 | |
| 2.3.2.02.02.005.01 | SERVICIOS DE CONSTRUCCION | 0 | 4,117,879,378 | 0 | 0 | 0 | 4,117,879,378 | 0 | 0 | 0 | 4,042,726,506 | 0 | 0 | 47,600,000 | 0 | 4,090,326,506 | 27,552,872 | 27,552,872.00 | |
| 2.3.2.02.02.008 | SERVICIOS PRESTADOS A LAS EMPRESAS Y SERVICIOS DE PRODUCCION. | 0 | 0 | 0 | 0 | 0 | 0 | 0 | 0 | 0 | 0 | 0 | 0 | 0 | 0 | 0 | 0 | 0.00 | |
| 2.3.2.02.02.008.01 | SERVICIOS DE INTERVENTORIA | 0 | 0 | 0 | 0 | 0 | 0 | 0 | 0 | 0 | 0 | 0 | 0 | 0 | 0 | 0 | 0 | 0.00 | |
| 2.3.2.09 | PASIVOS DE INVERSION DE VIGENCIAS ANTERIORES | 0 | 14,893,992 | 0 | 0 | 0 | 14,893,992 | 0 | 14,893,992 | 0 | 0 | 0 | 0 | 0 | 0 | 0 | 14,893,992 | 0 | 0.00 |
| 2.4 | GASTOS DE OPERACION COMERCIAL | 13,643,745,168 | 2,739,441,392 | 0 | 1,052,068,173 | 1,052,068,173 | 16,383,186,560 | 2,764,886,842 | 2,003,347,996 | 1,518,277,371 | 1,576,447,788 | 2,904,247,356 | 1,685,414,075 | 566,786,165 | 465,193,523 | 13,484,601,117 | 2,881,167,443 | 2,898,585,442.85 | |
| 2.4.1 | GASTOS DE PERSONAL | 4,182,569,168 | 296,386,068 | 0 | 2,180,000 | 2,180,000 | 4,478,955,236 | 355,594,053 | 600,977,481 | 251,793,395 | 229,092,413 | 253,225,776 | 561,981,255 | 322,194,141 | 314,085,716 | 2,888,944,230 | 1,590,011,006 | 1,590,011,005.94 | |
| 2.4.1.01 | PLANTA DE PERSONAL PERMANENTE | 4,182,569,168 | 296,386,068 | 0 | 2,180,000 | 2,180,000 | 4,478,955,236 | 355,594,053 | 600,977,481 | 251,793,395 | 229,092,413 | 253,225,776 | 561,981,255 | 322,194,141 | 314,085,716 | 2,888,944,230 | 1,590,011,006 | 1,590,011,005.94 | |
| 2.4.1.01.01 | FACTORES CONSTITUTIVOS DE SALARIO | 2,811,142,495 | 0 | 0 | 2,180,000 | 2,180,000 | 2,811,142,495 | 176,092,647 | 203,121,208 | 191,468,894 | 170,906,004 | 184,894,186 | 427,357,491 | 221,246,336 | 219,265,810 | 1,794,352,576 | 1,016,789,919 | 1,016,789,919.24 | |
| 2.4.1.01.01.001 | FACTORES SALARIALES COMUNES | 2,811,142,495 | 0 | 0 | 2,180,000 | 2,180,000 | 2,811,142,495 | 176,092,647 | 203,121,208 | 191,468,894 | 170,906,004 | 184,894,186 | 427,357,491 | 221,246,336 | 219,265,810 | 1,794,352,576 | 1,016,789,919 | 1,016,789,919.24 | |
| 2.4.1.01.01.001.01 | SUELDO BASICO - ASISTENCIAL | 2,285,503,776 | 0 | 0 | 0 | 1,680,000 | 2,283,827,776 | 158,729,884 | 163,468,713 | 175,363,648 | 168,437,031 | 172,917,134 | 294,263,011 | 198,026,576 | 192,734,561 | 1,523,960,558 | 759,863,218 | 759,863,218.00 | |
| 2.4.1.01.01.001.02 | HORAS EXTRAS, DOMINICALES, FESTIVOS Y RECARGOS | 0 | 0 | 0 | 0 | 0 | 0 | 0 | 0 | 0 | 0 | 0 | 0 | 0 | 0 | 0 | 0 | 0.00 | |
| 2.4.1.01.01.001.04 | SUBSIDIO DE ALIMENTACION - ASISTENCIAL | 12,143,196 | 0 | 0 | 0 | 0 | 12,143,196 | 911,787 | 882,688 | 945,737 | 945,737 | 880,263 | 1,645,971 | 958,929 | 1,117,360 | 8,288,472 | 3,854,724 | 3,854,724.00 | |
| 2.4.1.01.01.001.05 | AUXILIO DE TRANSPORTE - ASISTENCIAL | 19,558,350 | 0 | 0 | 0 | 0 | 19,558,350 | 1,468,556 | 1,421,687 | 1,523,236 | 1,523,236 | 1,417,782 | 3,120,651 | 1,616,969 | 1,884,121 | 13,976,238 | 5,582,112 | 5,582,112.24 | |
| 2.4.1.01.01.001.06 | PRIMA DE SERVICIO - ASISTENCIAL | 103,278,534 | 0 | 0 | 2,180,000 | 0 | 105,458,534 | 0 | 4,781,220 | 972,883 | 0 | 0 | 99,194,492 | 0 | 465,060 | 105,413,655 | 44,879 | 44,879.00 | |
| 2.4.1.01.01.001.07 | BONIFICACION POR SERVICIOS PRESTADOS - ASISTENCIAL | 70,620,873 | 0 | 0 | 0 | 0 | 70,620,873 | 6,051,416 | 12,375,368 | 5,183,103 | 0 | 4,063,372 | 12,026,922 | 8,115,532 | 5,828,465 | 53,644,178 | 16,976,695 | 16,976,695.00 | |
| 2.4.1.01.01.001.08 | PRESTACIONES SOCIALES - ASISTENCIAL | 320,037,766 | 0 | 0 | 0 | 500,000 | 319,537,766 | 8,931,004 | 20,171,532 | 7,480,287 | 0 | 5,615,635 | 17,106,444 | 12,528,330 | 17,236,243 | 89,069,475 | 230,468,291 | 230,468,291.00 | |
| 2.4.1.01.01.001.08.01 | PRIMA DE NAVIDAD - ASISTENCIAL | 216,241,737 | 0 | 0 | 0 | 500,000 | 216,241,737 | 0 | 1,821,417 | 0 | 0 | 0 | 0 | 0 | 9,276,464 | 11,097,881 | 204,643,856 | 204,643,856.00 | |
| 2.4.1.01.01.001.08.02 | PRIMA DE VACACIONES - ASISTENCIAL | 103,796,029 | 0 | 0 | 0 | 0 | 103,796,029 | 8,931,004 | 18,350,115 | 7,480,287 | 0 | 5,615,635 | 17,106,444 | 12,528,330 | 7,959,779 | 77,971,594 | 25,824,435 | 25,824,435.00 | |
| 2.4.1.01.02 | CONTRIBUCIONES INHERENTES A LA NOMINA - ASISTENCIAL | 1,088,495,255 | 0 | 0 | 0 | 0 | 1,088,495,255 | 59,575,931 | 64,804,957 | 49,623,536 | 58,186,409 | 59,345,639 | 106,735,741 | 80,493,650 | 80,910,218 | 559,676,081 | 528,819,174 | 528,819,173.50 | |
| 2.4.1.01.02.001 | APORTES A LA SEGURIDAD SOCIAL EN PENSIONES - ASISTENCIAL | 304,807,244 | 0 | 0 | 0 | 0 | 304,807,244 | 22,314,375 | 22,839,375 | 12,360,675 | 21,906,075 | 22,422,275 | 40,022,525 | 26,829,600 | 26,360,500 | 195,055,400 | 109,751,844 | 109,751,843.68 | |
| 2.4.1.01.02.002 | APORTES A LA SEGURIDAD SOCIAL EN SALUD - ASISTENCIAL | 215,905,131 | 0 | 0 | 0 | 0 | 215,905,131 | 15,800,956 | 16,171,084 | 15,619,158 | 15,272,534 | 15,641,464 | 28,458,216 | 19,004,850 | 18,397,274 | 144,365,536 | 71,539,595 | 71,539,594.94 | |
| 2.4.1.01.02.003 | APORTES DE CESANTIAS - ASISTENCIAL | 262,373,290 | 0 | 0 | 0 | 0 | 262,373,290 | 0 | 1,845,698 | 504,603 | 0 | 0 | 0 | 0 | 10,089,544 | 12,439,845 | 249,933,445 | 249,933,444.92 | |
| 2.4.1.01.02.004 | APORTES A CAJAS DE COMPENSACION FAMILIAR - ASISTENCIAL | 0 | 0 | 0 | 0 | 0 | 0 | 0 | 0 | 0 | 0 | 0 | 0 | 0 | 0 | 0 | 0 | 0.00 | |
| 2.4.1.01.02.005 | APORTES GENERALES AL SISTEMA DE RIESGOS LABORALES - ASISTENCIAL | 58,167,446 | 0 | 0 | 0 | 0 | 58,167,446 | 3,950,100 | 4,216,600 | 4,319,500 | 4,045,700 | 4,246,900 | 7,640,700 | 4,980,100 | 4,695,700 | 38,095,300 | 20,072,146 | 20,072,145.96 | |
| 2.4.1.01.02.006 | APORTES AL ICRF - ASISTENCIAL | 82,414,049 | 0 | 0 | 0 | 0 | 82,414,049 | 5,836,800 | 6,577,200 | 5,606,300 | 5,653,800 | 5,678,000 | 10,204,700 | 9,926,400 | 7,123,300 | 56,606,500 | 25,807,549 | 25,807,549.00 | |
| 2.4.1.01.02.007 | APORTES AL SENA - ASISTENCIAL | 54,942,697 | 0 | 0 | 0 | 0 | 54,942,697 | 3,892,200 | 4,386,000 | 3,739,000 | 3,770,600 | 3,786,800 | 6,804,300 | 6,585,500 | 4,748,900 | 37,713,300 | 17,229,397 | 17,229,397.00 | |
| 2.4.1.01.03 | REMUNERACIONES NO CONSTITUTIVAS DE FACTOR SALARIAL - ASISTENCIAL | 164,931,418 | 0 | 0 | 0 | 0 | 164,931,418 | 12,789,759 | 27,504,356 | 10,700,965 | 0 | 8,985,951 | 27,888,023 | 20,454,155 | 13,909,688 | 122,232,897 | 42,698,521 | 42,698,521.20 | |
| 2.4.1.01.03.001 | PRESTACIONES SOCIALES - ASISTENCIAL | 164,931,418 | 0 | 0 | 0 | 0 | 164,931,418 | 12,789,759 | 27,504,356 | 10,700,965 | 0 | 8,985,951 | 27,888,023 | 20,454,155 | 13,909,688 | 122,232,897 | 42,698,521 | 42,698,521.20 | |
| 2.4.1.01.03.001.01 | VACACIONES - ASISTENCIAL | 152,234,175 | 0 | 0 | 0 | 0 | 152,234,175 | 11,692,560 | 25,147,148 | 9,766,895 | 0 | 8,318,349 | 25,790,617 | 18,915,601 | 12,977,243 | 112,608,413 | 39,625,762 | 39,625,762.00 | |
| 2.4.1.01.03.001.02 | INDENIZACION POR VACACIONES - ASISTENCIAL | 0 | 0 | 0 | 0 | 0 | 0 | 0 | 0 | 0 | 0 | 0 | 0 | 0 | 0 | 0 | 0 | 0.00 | |
| 2.4.1.01.03.001.03 | BONIFICACION ESPECIAL DE RECREACION - ASISTENCIAL | 12,697,243 | 0 | 0 | 0 | 0 | 12,697,243 | 1,097,199 | 2,357,208 | 934,070 | 0 | 667,602 | 2,097,406 | 1,538,554 | 932,445 | 9,624,484 | 3,072,759 | 3,072,759.20 | |
| 2.4.1.01.09 | PASIVOS LABORALES ASISTENCIAL DE VIGENCIAS ANTERIORES | 118,000,000 | 296,386,068 | 0 | 0 | 0 | 414,386,068 | 107,135,716 | 305,546,960 | 0 | 0 | 0 | 0 | 0 | 0 | 412,682,676 | 1,703,392 | 1,703,392.00 | |
| 2.4.5 | GASTOS DE COMERCIALIZACION Y PRODUCCION | 9,461,176,000 | 2,443,055,324 | 0 | 1,049,888,173 | 1,049,888,173 | 11,904,231,324 | 2,409,292,789 | 1,402,370,515 | 1,266,483,976 | 1,347,355,375 | 2,651,021,580 | 1,123,432,820 | 244,592,024 | 151,107,807 | 10,595,656,887 | 1,291,156,437 | 1,308,574,436.91 | |
| 2.4.5.01 | MATERIALES Y SUMINISTROS | 1,972,300,000 | 596,656,635 | 0 | 290,151,000 | 105,151,000 | 2,753,656,635 | 358,897,597 | 116,723,579 | 387,453,873 | 316,524,279 | 313,036,491 | 281,529,071 | 216,233,603 | 131,247,941 | 2,121,646,434 | 621,320,201 | 632,010,200.88 | |
| 2.4.5.01.01 | MINERALES; ELECTRICIDAD, GAS Y AGUA | 464,000,000 | 0 | 0 | 0 | 0 | 464,000,000 | 32,409,267 | 41,723,579 | 37,888,856 | 39,722,279 | 39,246,076 | 44,663,691 | 46,233,603 | 47,677,341 | 329,564,692 | 134,435,308 | 134,435,308.00 | |
| 2.4.5.01.01.001 | ELECTRICIDAD | 440,000,000 | 0 | 0 | 0 | 0 | 440,000,000 | 30,000,000 | 39,191,061 | 35,000,000 | 37,000,000 | 37,000,000 | 42,000,000 | 43,500,000 | 45,000,000 | 308,691,061 | 131,308,939 | 131,308,939.00 | |
| 2.4.5.01.01.002 | AGUA | 24,000,000 | 0 | 0 | 0 | 0 | 24,000,000 | 2,409,267 | 2,532,518 | 2,888,856 | 2,722,279 | 2,246,076 | 2,663,691 | 2,733,603 | 2,677,341 | 20,873,631 | 3,126,369 | 3,126,369.00 | |
| 2.4.5.01.02 | PRODUCTOS ALIMENTICIOS, BEBIDAS Y TABACO; TEXTILES, PRENDAS DE VESTIR Y PRODUCTOS DE CUERO | 0 | 0 | 0 | 12,000,000 | 0 | 12,000,000 | 0 | 0 | 0 | 0 | 0 | 0 | 11,719,440 | 0 | 11,719,440 | 280,560 | 280,560.00 | |
| 2.4.5.01.02.001 | DOTACION | 0 | 0 | 0 | 12,000,000 | 0 | 12,000,000 | 0 | 0 | 0 | 0 | 0 | 0 | 11,719,440 | 0 | 11,719,440 | 280,560 | 280,560.00 | |
| 2.4.5.01.03 | OTROS BIENES TRANSPORTABLES (EXCEPTO PRODUCTOS METALICOS, MAQUINARIA Y EQUIPO) | 1,493,000,000 | 100,000,000 | 0 | 205,151,000 | 27,700,000 | 1,770,451,000 | 326,488,330 | 75,000,000 | 349,565,017 | 139,000,000 | 121,067,600 | 225,145,940 | | | | | | |

EMPRESA SOCIAL DEL ESTADO BARRANCABERMEJA
EJECUCION DE GASTOS REGISTROS ACUMULADOS


Periodo comprendido entre: Periodo comprendido entre: ENERO 01 DE 2023 Y AGOSTO 31 DE 2023

| CODIGO PPTAL | DENOMINACION PPTAL | PPTO INICIAL | ADICIONES | REDUCCION | CREDITO | CONTRA CREDITOS | PPTO DEFINITIVO | ENERO | FEBRERO | MARZO | ABRIL | MAYO | JUNIO | JULIO | AGOSTO | COMPROMISOS ACUMULADOS | SALDO POR EJECUTAR | SALDO POR COMPROMETER |
|-----------------------|--|---------------|---------------|-----------|-------------|-----------------|-----------------|---------------|-------------|-------------|---------------|---------------|--------------|------------|------------|------------------------|--------------------|-----------------------|
| 2.4.5.01.03.009 | OTROS BIENES TRANSPORTABLES - COMBUSTIBLE-ASISTENCIAL | 32,400,000 | 0 | 0 | 0 | 0 | 32,400,000 | 21,600,000 | 0 | 0 | 0 | 0 | 0 | 0 | 10,800,000 | 32,400,000 | 0 | 0.00 |
| 2.4.5.01.03.010 | OTROS BIENES TRANSPORTABLES - MUEBLES | 30,000,000 | 0 | 0 | 193,451,000 | 3,000,000 | 220,451,000 | 0 | 0 | 104,451,000 | 0 | 115,632,300 | 0 | 0 | 0 | 220,083,300 | 367,700 | 367,700.00 |
| 2.4.5.01.04 | PRODUCTOS METALICOS, MAQUINARIA Y EQUIPO - INSTRUMENTAL MEDICO QUIRURGICO | 15,000,000 | 496,656,635 | 0 | 73,000,000 | 77,451,000 | 507,205,635 | 0 | 0 | 0 | 137,802,000 | 152,722,815 | 0 | 0 | 37,770,500 | 328,295,415 | 178,910,220 | 178,910,220.00 |
| 2.4.5.02 | ADQUISICION DE SERVICIOS | 7,219,176,000 | 1,036,006,559 | 0 | 602,000,000 | 787,000,000 | 8,070,182,559 | 1,989,806,399 | 298,927,031 | 892,888,093 | 1,026,286,876 | 2,337,985,089 | 841,903,749 | 28,358,421 | 19,859,866 | 7,436,015,524 | 627,439,035 | 634,167,035.43 |
| 2.4.5.02.06 | Comercio y distribución; alojamiento; servicios de suministro de comidas y bebidas; servicios de transporte; y servicios de distribución de electricidad, gas y agua | 0 | 0 | 0 | 18,000,000 | 0 | 18,000,000 | 3,000,000 | 0 | 0 | 14,003,900 | 0 | 0 | 0 | 0 | 17,003,900 | 996,100 | 996,100.00 |
| 2.4.5.02.06.001 | SERVICIOS DE TRANSPORTE | 0 | 0 | 0 | 3,000,000 | 0 | 3,000,000 | 3,000,000 | 0 | 0 | 0 | 0 | 0 | 0 | 0 | 3,000,000 | 0 | 0.00 |
| 2.4.5.02.06.002 | Servicios de suministro de comidas y bebidas | 0 | 0 | 0 | 15,000,000 | 0 | 15,000,000 | 0 | 0 | 0 | 14,003,900 | 0 | 0 | 0 | 0 | 14,003,900 | 996,100 | 996,100.00 |
| 2.4.5.02.07 | SERVICIOS FINANCIEROS Y SERVICIOS CONEXOS; SERVICIOS INMOBILIARIOS; Y SERVICIOS DE ARRENDAMIENTO Y LEASING | 157,008,000 | 0 | 0 | 17,900,000 | 0 | 174,908,000 | 55,007,815 | 35,714,640 | 55,898,080 | 0 | 0 | 6,968,892 | 17,857,320 | 871,900 | 172,318,647 | 2,589,353 | 2,589,353.00 |
| 2.4.5.02.07.001 | SERVICIOS DE SEGUROS-ASISTENCIAL | 60,000,000 | 0 | 0 | 0 | 0 | 60,000,000 | 49,681,282 | 0 | 0 | 0 | 0 | 6,968,892 | 0 | 871,900 | 57,522,074 | 2,477,926 | 2,477,926.00 |
| 2.4.5.02.07.002 | SERVICIOS DE ARRENDAMIENTO DE TRANSPORTE - ASISTENCIAL | 97,008,000 | 0 | 0 | 17,900,000 | 0 | 114,908,000 | 5,326,533 | 35,714,640 | 55,898,080 | 0 | 0 | 0 | 17,857,320 | 0 | 114,796,573 | 111,427 | 111,427.00 |
| 2.4.5.02.08 | SERVICIOS PRESTADOS A LAS EMPRESAS Y SERVICIOS DE PRODUCCION | 1,638,900,000 | 247,328,996 | 0 | 236,300,000 | 55,000,000 | 2,067,528,996 | 249,071,813 | 263,212,391 | 206,334,627 | 325,054,841 | 175,016,918 | 764,155,607 | 5,501,101 | 18,180,116 | 2,006,527,414 | 61,001,582 | 61,001,582.22 |
| 2.4.5.02.08.001 | SERVICIOS PRESTADOS A LAS EMPRESAS - VIGILANCIA | 616,500,000 | 0 | 0 | 15,000,000 | 0 | 631,500,000 | 68,463,016 | 134,383,261 | 50,570,424 | 74,666,938 | 29,866,775 | 272,861,371 | 0 | 0 | 630,811,785 | 688,215 | 688,215.00 |
| 2.4.5.02.08.002 | SERVICIOS PRESTADOS A LAS EMPRESAS - ASEO | 400,000,000 | 0 | 0 | 0 | 0 | 400,000,000 | 87,000,000 | 0 | 43,500,000 | 43,500,000 | 13,050,000 | 210,250,000 | 0 | 0 | 397,300,000 | 2,700,000 | 2,700,000.00 |
| 2.4.5.02.08.003 | SERVICIOS PRESTADOS A LAS EMPRESAS - LAVANDERIA | 96,000,000 | 0 | 0 | 0 | 15,000,000 | 81,000,000 | 56,000,000 | 0 | 0 | 0 | 0 | 0 | 0 | 16,000,000 | 72,000,000 | 9,000,000 | 9,000,000.00 |
| 2.4.5.02.08.004 | SERVICIOS DE PRODUCCION - MANTENIMIENTO HOSPITALARIO SERVICIOS - ASISTENCIAL | 244,000,000 | 247,328,996 | 0 | 15,000,000 | 0 | 506,328,996 | 35,629,960 | 42,355,000 | 105,000,000 | -15,000 | 35,944,700 | 278,856,031 | 130,000 | 0 | 497,900,691 | 8,428,305 | 8,428,305.22 |
| 2.4.5.02.08.005 | SERVICIOS PRESTADOS A LAS EMPRESAS - SERVICIOS TELECOMUNICACIONES | 50,400,000 | 0 | 0 | 0 | 0 | 50,400,000 | 1,978,837 | 7,174,130 | 7,064,203 | 2,665,003 | 9,444,514 | 2,188,205 | 5,371,101 | 2,180,116 | 38,066,109 | 12,333,891 | 12,333,891.00 |
| 2.4.5.02.08.005.01 | FLDO | 3,600,000 | 0 | 0 | 0 | 0 | 3,600,000 | 0 | 787,067 | 0 | 0 | 457,410 | 0 | 240,277 | 0 | 1,484,754 | 2,115,246 | 2,115,246.00 |
| 2.4.5.02.08.005.02 | INTERNET | 42,000,000 | 0 | 0 | 0 | 0 | 42,000,000 | 1,547,000 | 6,346,073 | 6,158,071 | 2,195,176 | 7,964,776 | 1,844,500 | 4,795,129 | 1,844,500 | 32,695,225 | 9,304,775 | 9,304,775.00 |
| 2.4.5.02.08.005.03 | MOVIL | 4,800,000 | 0 | 0 | 0 | 0 | 4,800,000 | 431,837 | 40,990 | 906,132 | 469,827 | 1,022,328 | 343,705 | 335,695 | 335,616 | 3,886,130 | 913,870 | 913,870.00 |
| 2.4.5.02.08.006 | SERVICIOS PRESTADOS A LAS EMPRESAS - CAPACITACION | 5,000,000 | 0 | 0 | 0 | 0 | 5,000,000 | 0 | 0 | 0 | 0 | 0 | 0 | 0 | 0 | 0 | 5,000,000 | 5,000,000.00 |
| 2.4.5.02.08.007 | SERVICIOS PRESTADOS A LAS EMPRESAS - BIENESTAR SOCIAL | 5,000,000 | 0 | 0 | 0 | 0 | 5,000,000 | 0 | 0 | 0 | 0 | 0 | 0 | 0 | 0 | 0 | 5,000,000 | 5,000,000.00 |
| 2.4.5.02.08.008 | SERVICIOS PRESTADOS A LAS EMPRESAS - IMPRESOS ASISTENCIAL | 93,000,000 | 0 | 0 | 0 | 0 | 93,000,000 | 0 | 62,000,000 | 200,000 | 0 | 26,189,364 | 0 | 0 | 0 | 88,389,364 | 4,610,636 | 4,610,636.00 |
| 2.4.5.02.08.009 | SERVICIOS PRESTADOS A LAS EMPRESAS - PUBLICACIONES | 100,000,000 | 0 | 0 | 0 | 40,000,000 | 60,000,000 | 0 | 0 | 0 | 0 | 58,521,565 | 0 | 0 | 0 | 58,521,565 | 1,478,435 | 1,478,435.00 |
| 2.4.5.02.08.010 | SERVICIOS PRESTADOS A LAS EMPRESAS - SEGURIDAD Y SALUD EN EL TRABAJO | 6,000,000 | 0 | 0 | 1,300,000 | 0 | 7,300,000 | 0 | 5,300,000 | 0 | 0 | 2,000,000 | 0 | 0 | 0 | 7,300,000 | 0 | 0.00 |
| 2.4.5.02.08.011 | SERVICIOS PRESTADOS A LAS EMPRESAS - Servicios de tecnologías de la información TIC | 5,000,000 | 0 | 0 | 0 | 0 | 5,000,000 | 0 | 0 | 0 | 0 | 0 | 0 | 0 | 0 | 0 | 5,000,000 | 5,000,000.00 |
| 2.4.5.02.08.012 | SERVICIOS PRESTADOS A LAS EMPRESAS - TRATAMIENTO Y RECOLECCION DE DESCHOS | 18,000,000 | 0 | 0 | 0 | 0 | 18,000,000 | 0 | 12,000,000 | 0 | 0 | 0 | 0 | 0 | 0 | 12,000,000 | 6,000,000 | 6,000,000.00 |
| 2.4.5.02.08.013 | SERVICIOS PRESTADOS A LAS EMPRESAS - OTRAS ENTIDADES | 0 | 0 | 0 | 205,000,000 | 0 | 205,000,000 | 0 | 0 | 0 | 204,237,900 | 0 | 0 | 0 | 0 | 204,237,900 | 762,100 | 762,100.00 |
| 2.4.5.02.09 | SERVICIOS PARA LA COMUNIDAD, SOCIALES Y PERSONALES | 5,420,268,000 | 788,677,563 | 0 | 329,800,000 | 732,000,000 | 5,806,745,563 | 1,682,726,771 | 0 | 630,655,386 | 687,228,135 | 2,162,918,629 | 70,779,250 | 5,000,000 | 0 | 5,239,308,171 | 560,709,392 | 567,437,392.21 |
| 2.4.5.02.09.931 | SERVICIOS DE SALUD HUMANA | 5,420,268,000 | 788,677,563 | 0 | 329,800,000 | 732,000,000 | 5,806,745,563 | 1,682,726,771 | 0 | 630,655,386 | 687,228,135 | 2,162,918,629 | 70,779,250 | 5,000,000 | 0 | 5,239,308,171 | 560,709,392 | 567,437,392.21 |
| 2.4.5.02.09.931.01 | SERVICIOS DE SALUD HUMANA - OPERADOR EXTERNO PERSONAL ASISTENCIAL | 4,689,000,000 | 788,677,563 | 0 | 0 | 602,000,000 | 4,875,677,563 | 1,507,726,771 | 0 | 384,096,866 | 641,619,255 | 2,080,572,816 | -131,561,239 | 0 | 0 | 4,482,454,469 | 393,223,094 | 393,223,094.21 |
| 2.4.5.02.09.931.02 | SERVICIOS DE SALUD HUMANA - PERSONAL DE PIC | 317,868,000 | 0 | 0 | 199,800,000 | 0 | 517,668,000 | 0 | 0 | 237,558,520 | 45,608,880 | 80,845,813 | 142,840,489 | 0 | 0 | 506,853,702 | 4,086,298 | 10,814,298.00 |
| 2.4.5.02.09.931.02.01 | HONORARIOS PIC -ASISTENCIAL | 271,848,000 | 0 | 0 | 167,000,000 | 0 | 438,848,000 | 0 | 0 | 203,064,360 | 42,050,000 | 71,948,613 | 112,223,333 | 0 | 0 | 429,286,906 | 2,833,094 | 9,561,094.00 |
| 2.4.5.02.09.931.02.02 | REMUNERACION POR SERVICIOS TECNICOS - PIC - ASISTENCIAL | 46,020,000 | 0 | 0 | 32,800,000 | 0 | 78,820,000 | 0 | 0 | 34,493,560 | 3,558,880 | 8,897,200 | 30,617,156 | 0 | 0 | 77,566,796 | 1,253,204 | 1,253,204.00 |
| 2.4.5.02.09.931.03 | SERVICIOS DE SALUD HUMANA - PERSONAL DE APS | 0 | 0 | 0 | 0 | 0 | 0 | 0 | 0 | 0 | 0 | 0 | 0 | 0 | 0 | 0 | 0 | 0.00 |
| 2.4.5.02.09.931.03.01 | HONORARIOS APS - ASISTENCIAL | 0 | 0 | 0 | 0 | 0 | 0 | 0 | 0 | 0 | 0 | 0 | 0 | 0 | 0 | 0 | 0 | 0.00 |
| 2.4.5.02.09.931.03.02 | REMUNERACION POR SERVICIOS TECNICOS APS - ASISTENCIAL | 0 | 0 | 0 | 0 | 0 | 0 | 0 | 0 | 0 | 0 | 0 | 0 | 0 | 0 | 0 | 0 | 0.00 |
| 2.4.5.02.09.931.04 | SERVICIOS DE SALUD HUMANA - SERVICIOS ESPECIALIZADOS ASISTENCIAL | 413,400,000 | 0 | 0 | 130,000,000 | 130,000,000 | 413,400,000 | 175,000,000 | 0 | 9,000,000 | 0 | 1,500,000 | 59,500,000 | 5,000,000 | 0 | 250,000,000 | 163,400,000 | 163,400,000.00 |
| 2.4.5.02.09.931.04.01 | SERVICIOS APOYO DIAGNOSTICO DE IMAGENOLOGIA | 17,400,000 | 0 | 0 | 130,000,000 | 0 | 147,400,000 | 56,000,000 | 0 | 9,000,000 | 0 | 1,500,000 | 28,000,000 | 5,000,000 | 0 | 99,500,000 | 47,900,000 | 47,900,000.00 |
| 2.4.5.02.09.931.04.02 | SERVICIOS APOYO DIAGNOSTICO DE LABORATORIO CLINICO | 276,000,000 | 0 | 0 | 130,000,000 | 130,000,000 | 146,000,000 | 49,000,000 | 0 | 0 | 0 | 0 | 24,500,000 | 0 | 0 | 73,500,000 | 72,500,000 | 72,500,000.00 |
| 2.4.5.02.09.931.04.03 | SERVICIOS APOYO DIAGNOSTICO DE CERVIKO-VAGINAL | 120,000,000 | 0 | 0 | 0 | 0 | 120,000,000 | 70,000,000 | 0 | 0 | 0 | 0 | 7,000,000 | 0 | 0 | 77,000,000 | 43,000,000 | 43,000,000.00 |
| 2.4.5.02.09.931.05 | SERVICIOS DE SALUD HUMANA - OTROS SERVICIOS ASISTENCIAL | 0 | 0 | 0 | 0 | 0 | 0 | 0 | 0 | 0 | 0 | 0 | 0 | 0 | 0 | 0 | 0 | 0.00 |
| 2.4.5.02.10 | VIATICOS DE LOS FUNCIONARIOS EN COMISION | 3,000,000 | 0 | 0 | 0 | 0 | 3,000,000 | 0 | 0 | 0 | 0 | 49,542 | 0 | 0 | 807,850 | 857,392 | 2,142,608 | 2,142,608.00 |
| 2.4.5.09 | PASIVOS DE GASTOS DE COMERCIALIZACION Y PRODUCCION DE VIGENCIAS ANTERIORES | 270,000,000 | 810,392,129 | 0 | 157,737,173 | 157,737,173 | 1,080,392,129 | 60,588,793 | 986,719,905 | -13,857,990 | 4,544,220 | 0 | 0 | 0 | 0 | 1,037,994,929 | 42,397,201 | 42,397,200.60 |
| 2.4.5.09.01 | PASIVOS DE MATERIALES Y SUMINISTROS DE VIGENCIAS ANTERIORES | 200,000,000 | 0 | 0 | 0 | 157,737,173 | 42,262,827 | 24,911,389 | 15,602,746 | 0 | 0 | 0 | 0 | 0 | 0 | 40,514,135 | 1,748,692 | 1,748,692.00 |
| 2.4.5.09.01.01 | PASIVOS DE MEDICAMENTOS DE VIGENCIAS ANTERIORES | 50,000,000 | 0 | 0 | 0 | 50,000,000 | 0 | 0 | 0 | 0 | 0 | 0 | 0 | 0 | 0 | 0 | 0 | 0.00 |
| 2.4.5.09.01.02 | PASIVOS DE COMERCIALIZACION (COMPRA DE BVS PARA LA VENTA DIFERENTES A MEDICAMENTOS) DE VIGENCIAS ANTERIORES | 50,000,000 | 0 | 0 | 0 | 33,480,199 | 16,519,802 | 9,601,960 | 6,917,842 | 0 | 0 | 0 | 0 | 0 | 0 | 16,519,802 | 0 | 0.00 |

EMPRESA SOCIAL DEL ESTADO BARRANCABERMEJA
EJECUCION DE GASTOS REGISTROS ACUMULADOS

Periodo comprendido entre: Periodo comprendido entre: ENERO 01 DE 2023 y AGOSTO 31 DE 2023

| CODIGO PPTAL | DENOMINACION PPTAL | PPTO INICIAL | ADICIONES | REDUCCION | CREDITO | CONTRA CREDITOS | PPTO DEFINITIVO | ENERO | FEBRERO | MARZO | ABRIL | MAYO | JUNIO | JULIO | AGOSTO | COMPROMISOS ACUMULADOS | SALDO POR EJECUTAR | SALDO POR COMPROMETER |
|----------------|---|--------------|-------------|-----------|-------------|-----------------|-----------------|------------|-------------|-------------|-----------|------|-------|-------|--------|------------------------|--------------------|-----------------------|
| 2.4.5.09.01.03 | OTROS PASIVOS DE MATERIALES Y SUMINISTROS ASISTENCIALES DE VIGENCIAS ANTERIORES | 100,000,000 | 0 | 0 | 0 | 74,256,975 | 25,743,025 | 15,309,429 | 8,684,904 | 0 | 0 | 0 | 0 | 0 | 0 | 23,994,333 | 1,748,692 | 1,748,692.00 |
| 2.4.5.09.02 | PASIVOS ADQUISICIÓN DE SERVICIOS ASISTENCIALES DE VIGENCIAS ANTERIORES | 70,000,000 | 810,392,129 | 0 | 157,737,173 | 0 | 1,038,129,303 | 35,677,404 | 971,117,160 | -13,857,990 | 4,544,220 | 0 | 0 | 0 | 0 | 997,480,794 | 40,648,509 | 40,648,508.60 |
| 2.4.5.09.02.01 | PASIVOS DE SERVICIOS DE PERSONAL INDIRECTO ASISTENCIAL DE VIGENCIA ANTERIORES | 0 | 683,122,840 | 0 | 0 | 0 | 683,122,840 | 0 | 678,571,773 | -13,857,990 | 4,544,220 | 0 | 0 | 0 | 0 | 669,258,003 | 13,864,837 | 13,864,836.57 |
| 2.4.5.09.02.02 | PASIVOS DE SERVICIOS DE MANTENIMIENTO DE VIGENCIAS ANTERIORES | 20,000,000 | 77,834,490 | 0 | 0 | 0 | 97,834,490 | 0 | 97,834,490 | 0 | 0 | 0 | 0 | 0 | 0 | 97,834,490 | 0 | 0.00 |
| 2.4.5.09.02.03 | OTROS PASIVOS DE SERVICIOS ASISTENCIALES | 50,000,000 | 49,434,800 | 0 | 157,737,173 | 0 | 257,171,973 | 35,677,404 | 194,710,897 | 0 | 0 | 0 | 0 | 0 | 0 | 230,388,301 | 26,783,672 | 26,783,672.03 |



MONICA SAMPAYO CONTRERAS
Subdirectora Administrativa y Financiera

Periodo comprendido entre: Periodo comprendido entre: ENERO 01 DE 2023 y AGOSTO 31 DE 2023

EMPRESA SOCIAL DEL ESTADO BARRANCABERMEJA
EJECUCION DE GASTOS OBLIGACIONES ACUMULADOS

| CODIGO PPTAL | DENOMINACION PPTAL | PPTO INICIAL | ADICIONES | REDUCCION | CREDITO | CONTRA CREDITOS | PPTO DEFINITIVO | ENERO | FEBRERO | MARZO | ABRIL | MAYO | JUNIO | JULIO | AGOSTO | OBLIGACION ACUMULADAS | SALDO POR EJECUTAR | SALDO POR PAGAR |
|--------------------------|---|----------------|---------------|-----------|---------------|-----------------|-----------------|---------------|---------------|---------------|---------------|---------------|---------------|---------------|---------------|-----------------------|--------------------|-----------------|
| 2 | GASTOS | 18,701,365,113 | 8,510,992,595 | 0 | 1,407,948,579 | 1,407,948,579 | 27,212,357,707 | 1,387,706,457 | 3,081,524,618 | 1,551,743,375 | 1,699,795,630 | 1,878,359,982 | 2,502,266,887 | 1,775,031,813 | 1,799,314,095 | 15,675,742,857 | 5,377,372,962 | 1,961,114,830 |
| 2.1 | FUNCIONAMIENTO | 5,057,619,945 | 1,638,777,833 | 0 | 355,880,406 | 355,880,406 | 6,696,397,778 | 333,062,336 | 683,319,277 | 441,379,475 | 443,796,792 | 461,116,812 | 716,053,189 | 474,960,217 | 411,820,300 | 3,965,508,400 | 2,468,652,647 | 308,666,657 |
| 2.1.1 | GASTOS DE PERSONAL | 2,523,665,485 | 78,301,226 | 0 | 0 | 260,000,000 | 2,341,966,711 | 180,527,395 | 208,850,223 | 174,424,861 | 136,483,926 | 160,274,739 | 306,822,040 | 203,371,420 | 147,297,365 | 1,518,051,969 | 823,914,742 | 64,306,718 |
| 2.1.1.01 | PLANTA DE PERSONAL PERMANENTE | 2,523,665,485 | 78,301,226 | 0 | 0 | 260,000,000 | 2,341,966,711 | 180,527,395 | 208,850,223 | 174,424,861 | 136,483,926 | 160,274,739 | 306,822,040 | 203,371,420 | 147,297,365 | 1,518,051,969 | 823,914,742 | 64,306,718 |
| 2.1.1.01.01 | FACTORES CONSTITUTIVOS DE SALARIO | 1,711,040,784 | 0 | 0 | 0 | 200,000,000 | 1,511,040,784 | 97,645,966 | 93,889,258 | 113,897,565 | 100,894,870 | 115,600,277 | 239,144,611 | 132,434,390 | 110,689,716 | 1,004,196,653 | 506,844,131 | 12,361,190 |
| 2.1.1.01.01.001 | FACTORES SALARIALES COMUNES | 1,711,040,784 | 0 | 0 | 0 | 200,000,000 | 1,511,040,784 | 97,645,966 | 93,889,258 | 113,897,565 | 100,894,870 | 115,600,277 | 239,144,611 | 132,434,390 | 110,689,716 | 1,004,196,653 | 506,844,131 | 12,361,190 |
| 2.1.1.01.01.001.01 | SUELDO BASICO - FUNCIONAMIENTO I I | 1,403,629,560 | 0 | 0 | 0 | 200,000,000 | 1,203,629,560 | 90,290,932 | 93,509,416 | 96,135,412 | 100,515,028 | 98,770,136 | 187,647,518 | 107,134,014 | 107,873,423 | 881,875,879 | 321,753,681 | 0 |
| 2.1.1.01.01.001.02 | HORAS EXTRAS, DOMINICALES, FESTIVOS Y RECARGOS - FUNCIONAMIENTO | 0 | 0 | 0 | 0 | 0 | 0 | 0 | 0 | 0 | 0 | 0 | 0 | 0 | 0 | 0 | 0 | 0 |
| 2.1.1.01.01.001.04 | SUBSIDIO DE ALIMENTACION - FUNCIONAMIENTO I I | 1,868,184 | 0 | 0 | 0 | 0 | 1,868,184 | 234,344 | 234,344 | 145,498 | 145,498 | 145,498 | 236,997 | 166,770 | 141,755 | 1,450,704 | 417,480 | 0 |
| 2.1.1.01.01.001.05 | AUXILIO DE TRANSPORTE - FUNCIONAMIENTO | 3,008,977 | 0 | 0 | 0 | 0 | 3,008,977 | 145,498 | 145,498 | 234,344 | 234,344 | 234,344 | 454,623 | 281,212 | 239,030 | 1,968,893 | 1,040,084 | 0 |
| 2.1.1.01.01.001.06 | PRIMA DE SERVICIO - FUNCIONAMIENTO | 60,419,657 | 0 | 0 | 0 | 0 | 60,419,657 | 0 | 0 | 0 | 0 | 3,123,889 | 43,918,888 | 3,479,127 | 0 | 50,521,902 | 9,897,755 | 0 |
| 2.1.1.01.01.001.07 | BONIFICACION POR SERVICIOS PRESTADOS - FUNCIONAMIENTO | 41,565,057 | 0 | 0 | 0 | 0 | 41,565,057 | 2,790,077 | 0 | 6,866,414 | 0 | 4,104,738 | 3,148,115 | 6,918,105 | 1,112,238 | 24,939,687 | 16,625,370 | 0 |
| 2.1.1.01.01.001.08 | PRESTACIONES SOCIALES - FUNCIONAMIENTO | 200,549,349 | 0 | 0 | 0 | 0 | 200,549,349 | 4,185,115 | 0 | 10,515,897 | 0 | 9,221,672 | 3,738,472 | 14,455,162 | 1,323,270 | 43,439,588 | 157,109,761 | 12,361,190 |
| 2.1.1.01.01.001.08.01 | PRIMA DE NAVIDAD - FUNCIONAMIENTO | 131,119,044 | 0 | 0 | 0 | 0 | 131,119,044 | 0 | 0 | 0 | 0 | 2,937,685 | 412,310 | 4,561,523 | 0 | 7,911,518 | 123,207,526 | 0 |
| 2.1.1.01.01.001.08.02 | PRIMA DE VACACIONES - FUNCIONAMIENTO | 69,430,305 | 0 | 0 | 0 | 0 | 69,430,305 | 4,185,115 | 0 | 10,515,897 | 0 | 6,283,987 | 3,326,162 | 9,893,639 | 1,323,270 | 35,528,070 | 33,902,235 | 12,361,190 |
| 2.1.1.01.02 | CONTRIBUCIONES INHERENTES A LA NOMINA - FUNCIONAMIENTO I I | 660,518,954 | 0 | 0 | 0 | 60,000,000 | 600,518,954 | 31,134,034 | 30,574,546 | 43,041,289 | 34,284,381 | 36,045,934 | 62,029,221 | 46,907,842 | 34,783,209 | 318,800,456 | 281,718,498 | 34,783,209 |
| 2.1.1.01.02.001 | APORTES A LA SEGURIDAD SOCIAL EN PENSIONES - FUNCIONAMIENTO | 185,085,550 | 0 | 0 | 0 | 0 | 185,085,550 | 11,756,300 | 11,524,350 | 22,069,425 | 11,886,425 | 12,112,100 | 22,826,575 | 13,559,775 | 12,948,625 | 118,683,575 | 66,401,975 | 12,948,625 |
| 2.1.1.01.02.002 | APORTES A LA SEGURIDAD SOCIAL EN SALUD - FUNCIONAMIENTO | 131,102,264 | 0 | 0 | 0 | 0 | 131,102,264 | 8,327,734 | 8,163,696 | 8,755,764 | 8,663,756 | 8,820,340 | 16,061,056 | 9,605,204 | 9,447,884 | 77,845,434 | 53,256,830 | 9,447,884 |
| 2.1.1.01.02.003 | APORTES DE CESANTIAS - FUNCIONAMIENTO I I | 159,091,116 | 0 | 0 | 0 | 60,000,000 | 99,091,116 | 0 | 0 | 0 | 0 | 3,306,294 | 428,390 | 4,974,063 | 0 | 8,708,747 | 90,382,369 | 0 |
| 2.1.1.01.02.004 | APORTES A CAJAS DE COMPENSACION FAMILIAR - FUNCIONAMIENTO I I | 66,629,458 | 0 | 0 | 0 | 0 | 66,629,458 | 3,919,300 | 3,842,000 | 4,330,200 | 5,028,800 | 4,151,200 | 8,072,000 | 7,218,200 | 4,368,100 | 40,929,800 | 25,699,658 | 4,368,100 |
| 2.1.1.01.02.005 | APORTES GENERALES AL SISTEMA DE RIESGOS LABORALES - FUNCIONAMIENTO | 35,323,748 | 0 | 0 | 0 | 0 | 35,323,748 | 2,230,500 | 2,240,900 | 2,472,200 | 2,418,300 | 2,465,900 | 4,550,800 | 2,577,300 | 2,557,800 | 21,513,700 | 13,810,048 | 2,557,800 |
| 2.1.1.01.02.006 | APORTES AL ICBF - FUNCIONAMIENTO | 49,972,092 | 0 | 0 | 0 | 0 | 49,972,092 | 2,939,900 | 2,881,900 | 3,248,000 | 3,772,000 | 3,113,900 | 6,054,100 | 5,363,900 | 3,276,400 | 30,650,100 | 19,321,992 | 3,276,400 |
| 2.1.1.01.02.007 | APORTES AL SENA - FUNCIONAMIENTO | 33,314,726 | 0 | 0 | 0 | 0 | 33,314,726 | 1,960,300 | 1,921,700 | 2,165,700 | 2,515,100 | 2,076,200 | 4,036,300 | 3,609,400 | 2,184,400 | 20,469,100 | 12,845,626 | 2,184,400 |
| 2.1.1.01.03 | REMUNERACIONES NO CONSTITUTIVAS DE FACTOR SALARIAL | 100,105,746 | 0 | 0 | 0 | 0 | 100,105,746 | 5,832,588 | 0 | 17,486,007 | 1,304,675 | 8,628,528 | 5,648,208 | 24,029,188 | 1,824,440 | 64,753,634 | 35,352,112 | 17,162,319 |
| 2.1.1.01.03.001 | PRESTACIONES SOCIALES - FUNCIONAMIENTO | 100,105,746 | 0 | 0 | 0 | 0 | 100,105,746 | 5,832,588 | 0 | 17,486,007 | 1,304,675 | 8,628,528 | 5,648,208 | 24,029,188 | 1,824,440 | 64,753,634 | 35,352,112 | 17,162,319 |
| 2.1.1.01.03.001.01 | VACACIONES - FUNCIONAMIENTO | 92,307,804 | 0 | 0 | 0 | 0 | 92,307,804 | 5,301,145 | 0 | 16,178,120 | 1,304,675 | 7,847,873 | 5,225,184 | 22,775,600 | 1,676,142 | 60,308,739 | 31,999,065 | 15,657,506 |
| 2.1.1.01.03.001.02 | INDEMNIZACION POR VACACIONES - FUNCIONAMIENTO I I | 0 | 0 | 0 | 0 | 0 | 0 | 0 | 0 | 0 | 0 | 0 | 0 | 0 | 0 | 0 | 0 | 0 |
| 2.1.1.01.03.001.03 | BONIFICACION ESPECIAL DE RECREACION - FUNCIONAMIENTO I I | 7,797,942 | 0 | 0 | 0 | 0 | 7,797,942 | 531,443 | 0 | 1,307,887 | 0 | 780,655 | 423,024 | 1,253,588 | 148,298 | 4,444,895 | 3,353,047 | 1,504,813 |
| 2.1.1.01.09 | PASIVOS LABORALES ADMINISTRATIVOS DE VIGENCIAS ANTERIORES | 52,000,000 | 78,301,226 | 0 | 0 | 0 | 130,301,226 | 45,914,807 | 84,386,419 | 0 | 0 | 0 | 0 | 0 | 0 | 130,301,226 | 0 | 0 |
| 2.1.1.02 | PERSONAL SUPERNUMERARIO Y PLANTA TEMPORAL | 0 | 0 | 0 | 0 | 0 | 0 | 0 | 0 | 0 | 0 | 0 | 0 | 0 | 0 | 0 | 0 | 0 |
| 2.1.2 | ADQUISICION DE BIENES Y SERVICIOS I I | 2,475,954,460 | 639,926,447 | 0 | 334,800,000 | 94,833,775 | 3,355,847,132 | 118,758,147 | 474,469,054 | 260,762,988 | 307,312,866 | 300,842,073 | 339,124,205 | 271,588,797 | 263,476,304 | 2,336,334,436 | 757,275,966 | 244,359,939 |
| 2.1.2.01 | ADQUISICION DE ACTIVOS NO FINANCIEROS I I | 55,000,000 | 0 | 0 | 4,600,000 | 4,600,000 | 55,000,000 | 0 | 965,900 | 0 | 23,978,074 | 3,289,503 | 0 | 7,764,394 | 0 | 35,997,871 | 14,002,129 | 0 |
| 2.1.2.01.01 | ACTIVOS FIJOS | 55,000,000 | 0 | 0 | 4,600,000 | 4,600,000 | 55,000,000 | 0 | 965,900 | 0 | 23,978,074 | 3,289,503 | 0 | 7,764,394 | 0 | 35,997,871 | 14,002,129 | 0 |
| 2.1.2.01.01.003 | MAQUINARIA Y EQUIPO | 35,000,000 | 0 | 0 | 4,600,000 | 4,600,000 | 35,000,000 | 0 | 965,900 | 0 | 5,978,074 | 3,289,503 | 0 | 7,764,394 | 0 | 17,997,871 | 12,002,129 | 0 |
| 2.1.2.01.01.003.03 | MAQUINARIA DE OFICINA, CONTABILIDAD E INFORMATICA I I | 30,000,000 | 0 | 0 | 0 | 4,600,000 | 25,400,000 | 0 | 0 | 0 | 5,978,074 | 0 | 0 | 7,764,394 | 0 | 13,742,468 | 6,657,532 | 0 |
| 2.1.2.01.01.003.03.01 | MAQUINAS PARA OFICINA Y CONTABILIDAD, Y SUS PARTES Y ACCESORIOS I I | 10,000,000 | 0 | 0 | 0 | 4,600,000 | 5,400,000 | 0 | 0 | 0 | 0 | 0 | 0 | 0 | 0 | 5,400,000 | 0 | 0 |
| 2.1.2.01.01.003.03.02 | MAQUINARIA DE INFORMATICA Y SUS PARTES, PIEZAS Y ACCESORIOS I I | 20,000,000 | 0 | 0 | 0 | 0 | 20,000,000 | 0 | 0 | 0 | 5,978,074 | 0 | 0 | 7,764,394 | 0 | 13,742,468 | 1,257,532 | 0 |
| 2.1.2.01.01.003.04 | MAQUINARIA Y APARATOS ELECTRICOS I I | 5,000,000 | 0 | 0 | 0 | 0 | 5,000,000 | 0 | 0 | 0 | 0 | 0 | 0 | 0 | 0 | 5,000,000 | 0 | 0 |
| 2.1.2.01.01.003.04.06 | OTRO EQUIPO ELECTRICO Y SUS PARTES Y PIEZAS I I | 5,000,000 | 0 | 0 | 0 | 0 | 5,000,000 | 0 | 0 | 0 | 0 | 0 | 0 | 0 | 0 | 5,000,000 | 0 | 0 |
| 2.1.2.01.01.003.05 | Equipo y aparatos de radio, televisión y comunicaciones | 0 | 0 | 0 | 4,600,000 | 0 | 4,600,000 | 0 | 965,900 | 0 | 0 | 3,289,503 | 0 | 0 | 0 | 4,255,403 | 344,597 | 0 |
| 2.1.2.01.01.003.05.02 | Aparatos transmisores de televisión y radio; televisión, video y cámaras digitales; teléfonos | 0 | 0 | 0 | 4,600,000 | 0 | 4,600,000 | 0 | 965,900 | 0 | 0 | 3,289,503 | 0 | 0 | 0 | 4,255,403 | 344,597 | 0 |
| 2.1.2.01.01.004 | ACTIVOS FIJOS NO CLASIFICADOS COMO MAQUINARIA Y EQUIPO | 20,000,000 | 0 | 0 | 0 | 0 | 20,000,000 | 0 | 0 | 0 | 18,000,000 | 0 | 0 | 0 | 0 | 18,000,000 | 2,000,000 | 0 |
| 2.1.2.01.01.004.01 | MUEBLES, INSTRUMENTOS MUSICALES, ARTICULOS DE DEPORTE Y ANTIGUEDADES I I | 20,000,000 | 0 | 0 | 0 | 0 | 20,000,000 | 0 | 0 | 0 | 18,000,000 | 0 | 0 | 0 | 0 | 18,000,000 | 2,000,000 | 0 |
| 2.1.2.01.01.004.01.01 | MUEBLES | 20,000,000 | 0 | 0 | 0 | 0 | 20,000,000 | 0 | 0 | 0 | 18,000,000 | 0 | 0 | 0 | 0 | 18,000,000 | 2,000,000 | 0 |
| 2.1.2.01.01.004.01.01.02 | MUEBLES DEL TIPO UTILIZADO EN LA OFICINA | 18,000,000 | 0 | 0 | 0 | 0 | 18,000,000 | 0 | 0 | 0 | 18,000,000 | 0 | 0 | 0 | 0 | 18,000,000 | 0 | 0 |
| 2.1.2.01.01.004.01.01.04 | OTROS MUEBLES N.C.P. | 2,000,000 | 0 | 0 | 0 | 0 | 2,000,000 | 0 | 0 | 0 | 0 | 0 | 0 | 0 | 0 | 2,000,000 | 0 | 0 |
| 2.1.2.02 | ADQUISICIONES DIFERENTES DE ACTIVOS MATERIALES Y SUMINISTROS | 2,400,954,460 | 150,000,000 | 0 | 330,200,000 | 90,233,775 | 2,790,920,685 | 113,758,147 | 281,745,653 | 260,762,988 | 283,334,792 | 297,552,570 | 339,124,205 | 263,824,403 | 263,476,304 | 2,103,579,064 | 430,104,892 | 244,359,939 |
| 2.1.2.02.01 | MATERIALES Y SUMINISTROS | 194,200,000 | 0 | 0 | 0 | 2,000,000 | 192,200,000 | 8,015,983 | 27,297,346 | 21,244,89 | | | | | | | | |

EMPRESA SOCIAL DEL ESTADO BARRANCABERMEJA
EJECUCION DE GASTOS OBLIGACIONES ACUMULADOS

Periodo comprendido entre: Periodo comprendido entre: ENERO 01 DE 2023 y AGOSTO 31 DE 2023

| CODIGO PPTAL | DENOMINACION PPTAL | PPTO INICIAL | ADICIONES | REDUCCION | CREDITO | CONTRA CREDITOS | PPTO DEFINITIVO | ENERO | FEBRERO | MARZO | ABRIL | MAYO | JUNIO | JULIO | AGOSTO | OBLIGACION ACUMULADAS | SALDO POR EJECUTAR | SALDO POR PAGAR |
|-----------------------|--|----------------|---------------|-----------|---------------|-----------------|-----------------|---------------|---------------|---------------|---------------|---------------|---------------|---------------|---------------|-----------------------|--------------------|-----------------|
| 2.1.3.13.09 | PASIVOS DE TRANSFERENCIAS CORRIENTES DE VIGENCIAS ANTERIORES | 0 | 40,000,000 | 0 | 0 | 0 | 40,000,000 | 0 | 0 | 0 | 0 | 0 | 40,000,000 | 0 | 0 | 40,000,000 | 0 | 0 |
| 2.1.8 | GASTOS POR TRIBUTOS, TASAS, CONTRIBUCIONES, MULTAS, SANCCIONES E INTERESES DE MORA | 58,000,000 | 880,550,160 | 0 | 10,870,631 | 1,046,631 | 948,374,160 | 33,776,794 | 0 | 6,191,626 | 0 | 0 | 19,897,170 | 0 | 1,046,631 | 60,912,221 | 887,461,939 | 0 |
| 2.1.8.01 | IMPUESTOS | 0 | 0 | 0 | 0 | 0 | 0 | 0 | 0 | 0 | 0 | 0 | 0 | 0 | 0 | 0 | 0 | 0 |
| 2.1.8.01.52 | IMPUESTO PREDIAL Y OTROS | 0 | 0 | 0 | 0 | 0 | 0 | 0 | 0 | 0 | 0 | 0 | 0 | 0 | 0 | 0 | 0 | 0 |
| 2.1.8.02 | Estampillas | 0 | 0 | 0 | 1,464,630 | 0 | 1,464,630 | 0 | 0 | 1,229,746 | 0 | 0 | 0 | 0 | 234,630 | 1,464,376 | 254 | 0 |
| 2.1.8.03 | Tasas y derechos administrativos | 0 | 0 | 0 | 5,782,001 | 0 | 5,782,001 | 0 | 0 | 4,961,880 | 0 | 0 | 0 | 0 | 812,001 | 5,773,881 | 8,120 | 0 |
| 2.1.8.04 | CONTRIBUCIONES | 18,000,000 | 0 | 0 | 3,624,000 | 1,046,631 | 20,577,369 | 0 | 0 | 0 | 0 | 0 | 19,897,170 | 0 | 0 | 19,897,170 | 680,199 | 0 |
| 2.1.8.04.07 | CONTRIBUCION DE VIGILANCIA - SUPERINTENDENCIA NACIONAL DE SALUD | 18,000,000 | 0 | 0 | 2,000,000 | 0 | 20,000,000 | 0 | 0 | 0 | 0 | 0 | 19,897,170 | 0 | 0 | 19,897,170 | 102,830 | 0 |
| 2.1.8.04.10 | Contribución a RTVC y organizaciones regionales de televisión y radiodifusión | 0 | 0 | 0 | 1,624,000 | 1,046,631 | 577,369 | 0 | 0 | 0 | 0 | 0 | 0 | 0 | 0 | 0 | 577,369 | 0 |
| 2.1.8.09 | PASIVOS POR TRIBUTOS, TASAS, CONTRIBUCIONES DE VIGENCIA ANTERIORES | 40,000,000 | 880,550,160 | 0 | 0 | 0 | 920,550,160 | 33,776,794 | 0 | 0 | 0 | 0 | 0 | 0 | 0 | 33,776,794 | 886,773,366 | 0 |
| 2.3 | INVERSIONES | 0 | 4,132,773,370 | 0 | 0 | 0 | 4,132,773,370 | 0 | 14,893,992 | 0 | 0 | 0 | 0 | 0 | 0 | 14,893,992 | 27,552,872 | 0 |
| 2.3.2 | ADQUISICION DE BIENES Y SERVICIOS | 0 | 4,132,773,370 | 0 | 0 | 0 | 4,132,773,370 | 0 | 14,893,992 | 0 | 0 | 0 | 0 | 0 | 0 | 14,893,992 | 27,552,872 | 0 |
| 2.3.2.01 | ADQUISICION DE ACTIVOS NO FINANCIEROS | 0 | 0 | 0 | 0 | 0 | 0 | 0 | 0 | 0 | 0 | 0 | 0 | 0 | 0 | 0 | 0 | 0 |
| 2.3.2.02 | ADQUISICIONES DIFERENTES DE ACTIVOS | 0 | 4,117,879,378 | 0 | 0 | 0 | 4,117,879,378 | 0 | 0 | 0 | 0 | 0 | 0 | 0 | 0 | 0 | 27,552,872 | 0 |
| 2.3.2.02.02 | ADQUISICION DE SERVICIOS | 0 | 4,117,879,378 | 0 | 0 | 0 | 4,117,879,378 | 0 | 0 | 0 | 0 | 0 | 0 | 0 | 0 | 0 | 27,552,872 | 0 |
| 2.3.2.02.02.005 | CONSTRUCCION Y SERVICIOS DE LA CONSTRUCCION | 0 | 4,117,879,378 | 0 | 0 | 0 | 4,117,879,378 | 0 | 0 | 0 | 0 | 0 | 0 | 0 | 0 | 0 | 27,552,872 | 0 |
| 2.3.2.02.02.005.01 | SERVICIOS DE CONSTRUCCION | 0 | 4,117,879,378 | 0 | 0 | 0 | 4,117,879,378 | 0 | 0 | 0 | 0 | 0 | 0 | 0 | 0 | 0 | 27,552,872 | 0 |
| 2.3.2.02.02.008 | SERVICIOS PRESTADOS A LAS EMPRESAS Y SERVICIOS DE PRODUCCION | 0 | 0 | 0 | 0 | 0 | 0 | 0 | 0 | 0 | 0 | 0 | 0 | 0 | 0 | 0 | 0 | 0 |
| 2.3.2.02.02.008.01 | SERVICIOS DE INTERVENCIÓN | 0 | 0 | 0 | 0 | 0 | 0 | 0 | 0 | 0 | 0 | 0 | 0 | 0 | 0 | 0 | 0 | 0 |
| 2.3.2.09 | PASIVOS DE INVERSIÓN DE VIGENCIAS ANTERIORES | 0 | 14,893,992 | 0 | 0 | 0 | 14,893,992 | 0 | 14,893,992 | 0 | 0 | 0 | 0 | 0 | 0 | 14,893,992 | 0 | 0 |
| 2.4 | GASTOS DE OPERACION COMERCIAL | 13,643,745,168 | 2,739,441,392 | 0 | 1,052,068,173 | 1,052,068,173 | 16,383,186,560 | 1,054,644,121 | 2,383,311,349 | 1,110,363,900 | 1,255,998,837 | 1,417,243,169 | 1,786,213,698 | 1,300,071,596 | 1,387,493,795 | 11,695,340,465 | 2,881,167,443 | 1,652,448,173 |
| 2.4.1 | GASTOS DE PERSONAL | 4,182,569,168 | 296,386,068 | 0 | 2,180,000 | 2,180,000 | 4,478,955,236 | 355,594,053 | 600,977,481 | 251,793,395 | 229,092,413 | 253,225,776 | 561,981,255 | 322,194,141 | 314,085,716 | 2,888,944,230 | 1,590,011,006 | 175,104,579 |
| 2.4.1.01 | PLANTA DE PERSONAL PERMANENTE | 4,182,569,168 | 296,386,068 | 0 | 2,180,000 | 2,180,000 | 4,478,955,236 | 355,594,053 | 600,977,481 | 251,793,395 | 229,092,413 | 253,225,776 | 561,981,255 | 322,194,141 | 314,085,716 | 2,888,944,230 | 1,590,011,006 | 175,104,579 |
| 2.4.1.01.01 | FACTORES CONSTITUTIVOS DE SALARIO | 2,811,142,495 | 0 | 0 | 2,180,000 | 2,180,000 | 2,811,142,495 | 176,092,647 | 203,121,208 | 191,468,894 | 170,906,004 | 184,894,186 | 427,357,491 | 221,246,336 | 219,265,810 | 1,794,352,576 | 1,016,789,919 | 39,819,164 |
| 2.4.1.01.01.001 | FACTORES SALARIALES COMUNES | 2,811,142,495 | 0 | 0 | 2,180,000 | 2,180,000 | 2,811,142,495 | 176,092,647 | 203,121,208 | 191,468,894 | 170,906,004 | 184,894,186 | 427,357,491 | 221,246,336 | 219,265,810 | 1,794,352,576 | 1,016,789,919 | 39,819,164 |
| 2.4.1.01.01.001.01 | SUELDO BASICO - ASISTENCIAL | 2,285,503,776 | 0 | 0 | 0 | 0 | 1,680,000 | 2,283,823,776 | 158,729,884 | 163,488,713 | 175,363,648 | 168,437,031 | 172,917,134 | 294,263,011 | 198,026,576 | 1,523,960,558 | 759,863,218 | 0 |
| 2.4.1.01.01.001.02 | HORAS EXTRAS, DOMINICALES, FESTIVOS Y RECARGOS | 0 | 0 | 0 | 0 | 0 | 0 | 0 | 0 | 0 | 0 | 0 | 0 | 0 | 0 | 0 | 0 | 0 |
| 2.4.1.01.01.001.04 | SUBSIDIO DE ALIMENTACION - ASISTENCIAL | 12,143,196 | 0 | 0 | 0 | 0 | 12,143,196 | 911,787 | 882,688 | 945,737 | 945,737 | 880,263 | 1,645,971 | 958,929 | 1,117,360 | 8,288,472 | 3,854,724 | 0 |
| 2.4.1.01.01.001.05 | AUXILIO DE TRANSPORTE - ASISTENCIAL | 19,558,350 | 0 | 0 | 0 | 0 | 19,558,350 | 1,468,556 | 1,421,687 | 1,523,236 | 1,523,236 | 1,417,782 | 3,120,651 | 1,616,969 | 1,884,121 | 13,976,238 | 5,582,112 | 0 |
| 2.4.1.01.01.001.06 | PRIMA DE SERVICIO - ASISTENCIAL | 103,278,534 | 0 | 0 | 2,180,000 | 0 | 105,458,534 | 0 | 4,781,220 | 972,883 | 0 | 0 | 99,194,492 | 0 | 465,060 | 105,413,655 | 44,879 | 727,345 |
| 2.4.1.01.01.001.07 | BONIFICACION POR SERVICIOS PRESTADOS - ASISTENCIAL | 70,620,873 | 0 | 0 | 0 | 0 | 70,620,873 | 6,051,416 | 12,375,368 | 5,183,103 | 0 | 4,063,372 | 12,026,922 | 8,115,532 | 5,828,465 | 53,644,178 | 16,976,695 | 1,335,217 |
| 2.4.1.01.01.001.08 | PRESTACIONES SOCIALES - ASISTENCIAL | 320,037,766 | 0 | 0 | 500,000 | 319,537,766 | 8,931,004 | 20,171,532 | 7,480,287 | 0 | 5,615,635 | 17,106,444 | 12,528,330 | 17,236,243 | 89,069,475 | 230,468,291 | 37,756,602 | 0 |
| 2.4.1.01.01.001.08.01 | PRIMA DE NAVIDAD - ASISTENCIAL | 216,241,737 | 0 | 0 | 500,000 | 215,741,737 | 0 | 1,821,417 | 0 | 0 | 0 | 0 | 0 | 0 | 9,276,464 | 11,097,881 | 204,643,856 | 2,980,668 |
| 2.4.1.01.01.001.08.02 | PRIMA DE VACACIONES - ASISTENCIAL | 103,796,029 | 0 | 0 | 0 | 103,796,029 | 8,931,004 | 18,350,115 | 7,480,287 | 0 | 5,615,635 | 17,106,444 | 12,528,330 | 7,959,779 | 77,971,594 | 25,824,435 | 34,775,934 | 0 |
| 2.4.1.01.02 | CONTRIBUCIONES INHERENTES A LA PLANIFICACION - ASISTENCIAL | 1,088,495,255 | 0 | 0 | 0 | 1,088,495,255 | 59,575,931 | 64,804,957 | 49,623,536 | 58,186,409 | 59,345,639 | 106,735,741 | 80,493,650 | 80,910,218 | 559,676,081 | 528,819,174 | 74,153,634 | 0 |
| 2.4.1.01.02.001 | APORTES A LA SEGURIDAD SOCIAL EN PENSIONES - ASISTENCIAL | 304,807,244 | 0 | 0 | 0 | 304,807,244 | 22,314,375 | 22,839,375 | 12,360,675 | 21,906,075 | 22,422,275 | 40,022,525 | 26,829,600 | 26,360,500 | 195,055,400 | 109,751,844 | 26,360,500 | 0 |
| 2.4.1.01.02.002 | APORTES A LA SEGURIDAD SOCIAL EN SALUD - ASISTENCIAL | 215,905,131 | 0 | 0 | 0 | 215,905,131 | 15,800,956 | 16,171,084 | 15,619,158 | 15,272,534 | 15,641,464 | 28,458,216 | 19,004,850 | 18,397,274 | 144,365,536 | 71,539,595 | 18,397,274 | 0 |
| 2.4.1.01.02.003 | APORTES DE CESANTIAS - ASISTENCIAL | 262,373,290 | 0 | 0 | 0 | 262,373,290 | 0 | 1,845,698 | 504,603 | 0 | 0 | 0 | 0 | 0 | 10,089,544 | 12,439,845 | 249,933,445 | 3,332,960 |
| 2.4.1.01.02.004 | APORTES A CAJAS DE COMPENSACION FAMILIAR - ASISTENCIAL | 0 | 0 | 0 | 0 | 0 | 0 | 0 | 0 | 0 | 0 | 0 | 0 | 0 | 0 | 0 | 0 | 0 |
| 2.4.1.01.02.005 | APORTES GENERALES AL SISTEMA DE RIESGOS LABORALES - ASISTENCIAL | 58,167,446 | 0 | 0 | 0 | 58,167,446 | 3,950,100 | 4,216,600 | 4,319,500 | 4,045,700 | 4,246,900 | 7,640,700 | 4,980,100 | 4,695,700 | 38,095,300 | 20,072,146 | 4,695,700 | 0 |
| 2.4.1.01.02.006 | APORTES AL ICBF - ASISTENCIAL | 82,414,049 | 0 | 0 | 0 | 82,414,049 | 5,836,800 | 6,577,200 | 5,606,300 | 5,653,800 | 5,678,000 | 10,204,700 | 9,926,400 | 7,123,300 | 56,606,500 | 25,807,549 | 7,123,300 | 0 |
| 2.4.1.01.02.007 | APORTES AL SENA - ASISTENCIAL | 54,942,697 | 0 | 0 | 0 | 54,942,697 | 3,892,200 | 4,386,000 | 3,739,000 | 3,770,600 | 3,786,800 | 6,804,300 | 6,585,500 | 4,748,900 | 37,713,300 | 17,229,397 | 4,748,900 | 0 |
| 2.4.1.01.03 | REMUNERACIONES NO CONSTITUTIVAS DE FACTOR SALARIAL - ASISTENCIAL | 164,931,418 | 0 | 0 | 0 | 164,931,418 | 12,789,759 | 27,504,356 | 10,700,965 | 0 | 8,985,951 | 27,888,023 | 20,454,155 | 13,909,688 | 122,232,897 | 42,698,521 | 48,577,969 | 0 |
| 2.4.1.01.03.001 | PRESTACIONES SOCIALES - ASISTENCIAL | 164,931,418 | 0 | 0 | 0 | 164,931,418 | 12,789,759 | 27,504,356 | 10,700,965 | 0 | 8,985,951 | 27,888,023 | 20,454,155 | 13,909,688 | 122,232,897 | 42,698,521 | 48,577,969 | 0 |
| 2.4.1.01.03.001.01 | VACACIONES - ASISTENCIAL | 152,234,175 | 0 | 0 | 0 | 152,234,175 | 11,692,560 | 25,147,148 | 9,766,895 | 0 | 8,318,349 | 25,790,617 | 18,915,601 | 12,977,243 | 112,608,413 | 39,625,762 | 44,441,725 | 0 |
| 2.4.1.01.03.001.02 | INDEMNIZACION POR VACACIONES - ASISTENCIAL | 0 | 0 | 0 | 0 | 0 | 0 | 0 | 0 | 0 | 0 | 0 | 0 | 0 | 0 | 0 | 0 | 0 |
| 2.4.1.01.03.001.03 | BONIFICACION ESPECIAL DE RECREACION - ASISTENCIAL | 12,697,243 | 0 | 0 | 0 | 12,697,243 | 1,097,199 | 2,357,208 | 934,070 | 0 | 0 | 0 | 0 | 0 | 0 | 0 | 0 | 0 |
| 2.4.1.01.09 | PASIVOS LABORALES ASISTENCIAL DE VIGENCIAS ANTERIORES | 118,000,000 | 296,386,068 | 0 | 0 | 414,386,068 | 107,135,716 | 305,546,960 | 0 | 0 | 0 | 667,602 | 2,097,406 | 1,538,554 | 932,445 | 9,624,484 | 3,072,759 | 4,136,244 |
| 2.4.5 | GASTOS DE COMERCIALIZACION Y PRODUCCION | 9,461,176,000 | 2,443,055,324 | 0 | 1,049,888,173 | 1,049,888,173 | 11,904,231,324 | 699,050,068 | 1,782,333,868 | 858,570,505 | 1,026,906,424 | 1,164,017,393 | 1,224,232,443 | 977,877,455 | 1,073,408,079 | 8,806,396,235 | 1,291,156,437 | 1,477,343,594 |
| 2.4.5.01 | MATERIALES Y SUMINISTROS | 1,972,000,000 | 596,656,635 | 0 | 290,151,000 | 105,151,000 | 2,753,656,635 | 204,825,460 | 111,153,092 | 164,335,553 | 276,656,774 | 316,242,069 | 502,465,579 | 165,368,278 | 192,750,799 | 1,933,79 | | |

Periodo comprendido entre: Periodo comprendido entre: ENERO 01 DE 2023 y AGOSTO 31 DE 2023

EMPRESA SOCIAL DEL ESTADO BARRANCABERMEJA
EJECUCION DE GASTOS OBLIGACIONES ACUMULADOS

| CODIGO PPTAL | DENOMINACION PPTAL | PPTO INICIAL | ADICIONES | REDUCCION | CREDITO | CONTRA CREDITOS | PPTO DEFINITIVO | ENERO | FEBRERO | MARZO | ABRIL | MAYO | JUNIO | JULIO | AGOSTO | OBLIGACION ACUMULADAS | SALDO POR EJECUTAR | SALDO POR PAGAR |
|--------------------|--|---------------|---------------|-----------|-------------|-----------------|-----------------|-------------|-------------|-------------|-------------|-------------|-------------|-------------|-------------|-----------------------|--------------------|-----------------|
| 2.4.5.01.01.001 | ELECTRICIDAD | 440,000,000 | 0 | 0 | 0 | 0 | 440,000,000 | 30,000,000 | 39,191,061 | 35,000,000 | 37,000,000 | 37,000,000 | 42,000,000 | 43,500,000 | 45,000,000 | 308,691,061 | 131,308,939 | 45,000,000 |
| 2.4.5.01.01.002 | AGUA | 24,000,000 | 0 | 0 | 0 | 0 | 24,000,000 | 2,409,267 | 2,532,518 | 2,888,856 | 2,722,279 | 2,246,076 | 2,663,691 | 2,733,603 | 2,677,341 | 20,873,631 | 3,126,369 | 2,677,341 |
| 2.4.5.01.02 | PRODUCTOS ALIMENTICIOS, BEBIDAS Y TABACO; TEXTILES, PRENDAS DE VESTIR Y PRODUCTOS DE CUERO | 0 | 0 | 0 | 12,000,000 | 0 | 12,000,000 | 0 | 0 | 0 | 0 | 0 | 0 | 0 | 11,719,440 | 11,719,440 | 280,560 | 0 |
| 2.4.5.01.02.001 | DOTACION | 0 | 0 | 0 | 12,000,000 | 0 | 12,000,000 | 0 | 0 | 0 | 0 | 0 | 0 | 0 | 11,719,440 | 11,719,440 | 280,560 | 0 |
| 2.4.5.01.03 | OTROS BIENES TRANSPORTABLES (EXCEPTO PRODUCTOS METALICOS, MAQUINARIA Y EQUIPO) | 1,493,000,000 | 100,000,000 | 0 | 205,151,000 | 27,700,000 | 1,770,451,000 | 172,416,193 | 69,429,513 | 126,446,697 | 236,934,495 | 139,193,993 | 305,079,073 | 119,134,675 | 133,354,018 | 1,301,988,656 | 307,694,113 | 236,822,618 |
| 2.4.5.01.03.001 | OTROS BIENES TRANSPORTABLES - MEDICAMENTOS | 540,000,000 | 0 | 0 | 0 | 0 | 540,000,000 | 72,554,300 | 36,661,124 | 56,463,275 | 83,980,857 | 48,243,105 | 64,996,612 | 36,034,779 | 63,377,731 | 462,311,783 | 7,090,663 | 99,412,510 |
| 2.4.5.01.03.002 | OTROS BIENES TRANSPORTABLES - MATERIAL MEDICO QUIRURGICO II | 180,000,000 | 0 | 0 | 0 | 0 | 180,000,000 | 0 | 0 | 18,691,281 | 1,663,344 | 23,072,193 | 16,153,617 | 8,060,549 | 5,470,957 | 73,111,941 | 71,883,277 | 28,568,400 |
| 2.4.5.01.03.003 | OTROS BIENES TRANSPORTABLES - MATERIAL DE ODONTOLOGIA | 90,000,000 | 0 | 0 | 0 | 0 | 90,000,000 | 59,999,970 | 0 | 0 | 0 | 0 | 0 | 6,287,360 | 0 | 66,287,330 | 0 | 3,143,680 |
| 2.4.5.01.03.004 | OTROS BIENES TRANSPORTABLES - MATERIAL PARA LABORATORIO | 264,000,000 | 100,000,000 | 0 | 0 | 9,700,000 | 354,300,000 | 0 | 0 | 16,433,700 | 29,165,310 | 39,897,131 | 20,244,900 | 39,143,871 | 13,420,970 | 158,305,882 | 195,988,440 | 52,564,841 |
| 2.4.5.01.03.005 | OTROS BIENES TRANSPORTABLES - GASES MEDICINALES-OXIGENO | 12,000,000 | 0 | 0 | 0 | 0 | 12,000,000 | 0 | 0 | 2,037,726 | 105,630 | 207,986 | 925,068 | 0 | 0 | 3,276,410 | 3,000,000 | 207,986 |
| 2.4.5.01.03.006 | OTROS BIENES TRANSPORTABLES -MATERIALES-ASISTENCIAL | 183,600,000 | 0 | 0 | 11,700,000 | 15,000,000 | 180,300,000 | 0 | 26,283,011 | 17,420,736 | 0 | 13,679,726 | 58,243,231 | 16,831,470 | 25,734,834 | 158,193,007 | 354,958 | 17,487,420 |
| 2.4.5.01.03.007 | OTROS BIENES TRANSPORTABLES - MANTENIMIENTO HOSPITALARIO BIENES -ASISTENCIAL | 156,000,000 | 0 | 0 | 0 | 0 | 156,000,000 | 39,861,923 | 6,485,378 | 17,437,705 | 15,636,258 | 10,882,177 | 23,619,692 | 6,919,659 | 18,051,638 | 138,894,431 | 24,181,690 | 28,741,638 |
| 2.4.5.01.03.008 | OTROS BIENES TRANSPORTABLES - SEGURIDAD Y SALUD EN EL TRABAJO-ASISTENCIAL | 5,000,000 | 0 | 0 | 0 | 0 | 5,000,000 | 0 | 0 | 0 | 0 | 0 | 172,615 | 0 | 0 | 172,615 | 4,827,385 | 0 |
| 2.4.5.01.03.009 | OTROS BIENES TRANSPORTABLES - COMBUSTIBLE-ASISTENCIAL | 32,400,000 | 0 | 0 | 0 | 0 | 32,400,000 | 0 | 0 | 0 | 0 | 3,314,031 | 5,808,120 | 4,931,919 | 7,297,888 | 21,351,958 | 0 | 6,696,143 |
| 2.4.5.01.03.010 | OTROS BIENES TRANSPORTABLES -MUEBLES PRODUCTOS METALICOS, MAQUINARIA Y EQUIPO - INSTRUMENTAL MEDICO QUIRURGICO | 30,000,000 | 0 | 0 | 193,451,000 | 3,000,000 | 220,451,000 | 0 | 0 | 104,451,000 | 0 | 0 | 115,632,300 | 0 | 0 | 220,083,300 | 367,700 | 0 |
| 2.4.5.01.04 | ADQUISICION DE SERVICIOS II | 15,000,000 | 496,656,635 | 0 | 73,000,000 | 77,451,000 | 507,205,635 | 0 | 0 | 0 | 0 | 137,802,000 | 152,722,815 | 0 | 0 | 290,524,815 | 178,910,220 | 0 |
| 2.4.5.02 | ADQUISICION DE SERVICIOS I | 7,219,176,000 | 1,036,006,559 | 0 | 602,000,000 | 787,000,000 | 8,070,182,559 | 457,002,975 | 739,038,562 | 694,234,952 | 745,705,430 | 847,775,325 | 721,766,864 | 812,509,177 | 880,657,280 | 5,898,690,565 | 627,439,035 | 1,192,843,635 |
| 2.4.5.02.06 | Comercio y distribución; alojamiento; servicios de suministro de comidas y bebidas; servicios de transporte; y servicios de distribución de electricidad, gas y agua | 0 | 0 | 0 | 18,000,000 | 0 | 18,000,000 | 0 | 0 | 0 | 0 | 1,303,000 | 0 | -349,500 | 0 | 953,500 | 996,100 | 953,500 |
| 2.4.5.02.06.001 | SEVICIOS DE TRANSPORTE II | 0 | 0 | 0 | 3,000,000 | 0 | 3,000,000 | 0 | 0 | 0 | 0 | 0 | 0 | 0 | 0 | 0 | 0 | 0 |
| 2.4.5.02.06.002 | Servicios de suministro de comidas y bebidas | 0 | 0 | 0 | 15,000,000 | 0 | 15,000,000 | 0 | 0 | 0 | 0 | 1,303,000 | 0 | -349,500 | 0 | 953,500 | 996,100 | 953,500 |
| 2.4.5.02.07 | SERVICIOS FINANCIEROS Y SERVICIOS CONEXOS; SERVICIOS INMOBILIARIOS; Y SERVICIOS DE ARRENDAMIENTO Y LEASING | 157,008,000 | 0 | 0 | 17,900,000 | 0 | 174,908,000 | 5,326,533 | 51,534,907 | 7,815,709 | 13,937,880 | 13,937,880 | 20,906,772 | 13,937,880 | 14,809,780 | 142,207,341 | 2,589,353 | 13,937,880 |
| 2.4.5.02.07.001 | SERVICIOS DE SEGUROS-ASISTENCIAL | 60,000,000 | 0 | 0 | 0 | 0 | 60,000,000 | 0 | 45,780,882 | 0 | 0 | 0 | 6,968,892 | 0 | 871,900 | 53,621,674 | 2,477,926 | 0 |
| 2.4.5.02.07.002 | SERVICIOS DE ARRENDAMIENTO DE TRANSPORTE -ASISTENCIAL | 97,008,000 | 0 | 0 | 17,900,000 | 0 | 114,908,000 | 5,326,533 | 5,754,025 | 7,815,709 | 13,937,880 | 13,937,880 | 13,937,880 | 13,937,880 | 13,937,880 | 88,585,667 | 111,427 | 13,937,880 |
| 2.4.5.02.08 | SERVICIOS PRESTADOS A LAS EMPRESAS Y SERVICIOS DE PRODUCCIÓN | 1,638,900,000 | 247,328,996 | 0 | 236,300,000 | 55,000,000 | 2,067,528,996 | 84,936,917 | 140,077,690 | 153,862,749 | 162,337,202 | 197,122,713 | 145,524,000 | 210,808,717 | 255,448,834 | 1,350,118,822 | 61,001,582 | 330,693,107 |
| 2.4.5.02.08.001 | SERVICIOS PRESTADOS A LAS EMPRESAS - VIGILANCIA | 616,500,000 | 0 | 0 | 15,000,000 | 0 | 631,500,000 | 64,447,276 | 48,812,303 | 80,392,907 | 68,160,181 | 82,775,855 | 62,222,449 | 70,842,950 | 83,540,653 | 561,194,574 | 688,215 | 154,383,603 |
| 2.4.5.02.08.002 | SERVICIOS PRESTADOS A LAS EMPRESAS - ASO | 400,000,000 | 0 | 0 | 0 | 0 | 400,000,000 | 12,528,000 | 46,980,001 | 36,540,001 | 43,499,998 | 45,936,000 | 36,250,000 | 40,890,001 | 46,980,001 | 309,604,002 | 2,700,000 | 87,870,002 |
| 2.4.5.02.08.003 | SERVICIOS PRESTADOS A LAS EMPRESAS - LAVANDERIA | 96,000,000 | 0 | 0 | 0 | 15,000,000 | 81,000,000 | 5,982,804 | 6,345,259 | 7,076,171 | 7,126,660 | 7,305,138 | 7,384,126 | 7,636,094 | 7,866,071 | 56,722,323 | 9,000,000 | 7,866,071 |
| 2.4.5.02.08.004 | SERVICIOS DE PRODUCCION - MANTENIMIENTO HOSPITALARIO SERVICIOS -ASISTENCIAL | 244,000,000 | 247,328,996 | 0 | 15,000,000 | 0 | 506,328,996 | 0 | 35,609,947 | 6,000,000 | 39,180,500 | 33,299,000 | 17,795,998 | 30,938,000 | 103,845,566 | 266,669,011 | 8,428,305 | 7,400,000 |
| 2.4.5.02.08.005 | SERVICIOS PRESTADOS A LAS EMPRESAS - SERVICIOS TELECOMUNICACIONES | 50,400,000 | 0 | 0 | 0 | 0 | 50,400,000 | 1,978,837 | 1,587,990 | 12,650,343 | 2,665,003 | 9,444,514 | 2,188,205 | 5,371,101 | 2,180,116 | 38,066,109 | 12,333,891 | 1,915,273 |
| 2.4.5.02.08.005.01 | FIJO | 3,600,000 | 0 | 0 | 0 | 0 | 3,600,000 | 0 | 0 | 787,067 | 0 | 457,410 | 0 | 240,277 | 0 | 1,484,754 | 2,115,246 | 0 |
| 2.4.5.02.08.005.02 | INTERNET | 42,000,000 | 0 | 0 | 0 | 0 | 42,000,000 | 1,547,000 | 1,547,000 | 10,957,144 | 2,195,176 | 7,964,776 | 1,844,500 | 4,795,129 | 1,844,500 | 32,695,225 | 9,304,775 | 1,915,273 |
| 2.4.5.02.08.005.03 | MOVIL | 4,800,000 | 0 | 0 | 0 | 0 | 4,800,000 | 431,837 | 40,990 | 906,132 | 469,827 | 1,022,328 | 343,705 | 335,695 | 335,616 | 3,886,130 | 913,870 | 0 |
| 2.4.5.02.08.006 | SERVICIOS PRESTADOS A LAS EMPRESAS - CAPACITACIÓN | 5,000,000 | 0 | 0 | 0 | 0 | 5,000,000 | 0 | 0 | 0 | 0 | 0 | 0 | 0 | 0 | 0 | 5,000,000 | 0 |
| 2.4.5.02.08.007 | SERVICIOS PRESTADOS A LAS EMPRESAS - BIENESTAR SOCIAL | 5,000,000 | 0 | 0 | 0 | 0 | 5,000,000 | 0 | 0 | 0 | 0 | 0 | 0 | 0 | 0 | 0 | 5,000,000 | 0 |
| 2.4.5.02.08.008 | SERVICIOS PRESTADOS A LAS EMPRESAS - IMPRESOS ASISTENCIAL | 93,000,000 | 0 | 0 | 0 | 0 | 93,000,000 | 0 | 0 | 8,699,208 | 0 | 17,694,771 | 6,655,041 | 0 | 0 | 33,049,020 | 4,610,636 | 0 |
| 2.4.5.02.08.009 | SERVICIOS PRESTADOS A LAS EMPRESAS - PUBLICACIONES | 100,000,000 | 0 | 0 | 0 | 40,000,000 | 60,000,000 | 0 | 0 | 0 | 0 | 0 | 8,406,126 | 12,514,396 | 9,673,202 | 30,593,724 | 1,478,435 | 22,187,598 |
| 2.4.5.02.08.010 | SERVICIOS PRESTADOS A LAS EMPRESAS - SEGURIDAD Y SALUD EN EL TRABAJO | 6,000,000 | 0 | 0 | 1,300,000 | 0 | 7,300,000 | 0 | 57,500 | 1,742,000 | 436,000 | 0 | 3,064,500 | 0 | 0 | 5,300,000 | 0 | 150,500 |
| 2.4.5.02.08.011 | SERVICIOS PRESTADOS A LAS EMPRESAS - Servicios de tecnologías de la información TIC | 5,000,000 | 0 | 0 | 0 | 0 | 5,000,000 | 0 | 0 | 0 | 0 | 0 | 0 | 0 | 0 | 0 | 5,000,000 | 0 |
| 2.4.5.02.08.012 | SERVICIOS PRESTADOS A LAS EMPRESAS - TRATAMIENTO Y RECOLECCIÓN DE DESCHOS | 18,000,000 | 0 | 0 | 0 | 0 | 18,000,000 | 0 | 684,690 | 762,120 | 1,268,860 | 667,435 | 1,557,555 | 637,275 | 1,363,225 | 6,941,160 | 6,000,000 | 6,941,160 |
| 2.4.5.02.08.013 | SERVICIOS PRESTADOS A LAS EMPRESAS - OTRAS ENTIDADES | 0 | 0 | 0 | 205,000,000 | 0 | 205,000,000 | 0 | 0 | 0 | 0 | 0 | 0 | 41,978,900 | 0 | 41,978,900 | 762,100 | 41,978,900 |
| 2.4.5.02.09 | SERVICIOS PARA LA COMUNIDAD, SOCIALES Y PERSONALES | 5,420,268,000 | 788,677,563 | 0 | 329,800,000 | 732,000,000 | 5,806,745,563 | 366,739,525 | 547,425,965 | 532,556,494 | 569,430,348 | 635,362,190 | 555,336,092 | 588,112,080 | 609,590,816 | 4,404,553,510 | 560,709,392 | 846,451,299 |
| 2.4.5.02.09.931 | SERVICIOS DE SALUD HUMANA | 5,420,268,000 | 788,677,563 | 0 | 329,800,000 | 732,000,000 | 5,806,745,563 | 366,739,525 | 547,425,965 | 532,556,494 | 569,430,348 | 635,362,190 | 555,336,092 | 588,112,080 | 609,590,816 | 4,404,553,510 | 560,709,392 | 846,451,299 |

EMPRESA SOCIAL DEL ESTADO BARRANCABERMEJA
EJECUCION DE GASTOS OBLIGACIONES ACUMULADOS

Periodo comprendido entre: Periodo comprendido entre: ENERO 01 DE 2023 y AGOSTO 31 DE 2023

| CODIGO PPTAL | DENOMINACION PPTAL | PPTO INICIAL | ADICIONES | REDUCCION | CREDITO | CONTRA CREDITOS | PPTO DEFINITIVO | ENERO | FEBRERO | MARZO | ABRIL | MAYO | JUNIO | JULIO | AGOSTO | OBUGACION ACUMULADAS | SALDO POR EJECUTAR | SALDO POR PAGAR |
|-----------------------|---|---------------|-------------|-----------|-------------|-----------------|-----------------|-------------|-------------|-------------|-------------|-------------|-------------|-------------|-------------|----------------------|--------------------|-----------------|
| 2.4.5.02.09.931.01 | SERVICIOS DE SALUD HUMANA - OPERADOR EXTERNO PERSONAL ASISTENCIAL | 4,689,000,000 | 788,677,563 | 0 | 0 | 602,000,000 | 4,875,677,563 | 359,889,185 | 511,703,210 | 477,031,272 | 494,416,300 | 545,313,903 | 471,388,800 | 474,287,559 | 516,430,055 | 3,850,460,284 | 393,223,094 | 548,306,046 |
| 2.4.5.02.09.931.02 | SERVICIOS DE SALUD HUMANA - PERSONAL DE PIC | 317,868,000 | 0 | 0 | 199,800,000 | 0 | 517,668,000 | 0 | 0 | 25,197,907 | 57,724,113 | 66,202,483 | 60,454,342 | 86,068,756 | 68,156,626 | 363,804,227 | 4,086,298 | 212,960,218 |
| 2.4.5.02.09.931.02.01 | HONORARIOS PIC -ASISTENCIAL | 271,848,000 | 0 | 0 | 167,000,000 | 0 | 438,848,000 | 0 | 0 | 22,352,583 | 47,959,813 | 54,536,240 | 50,090,346 | 72,654,668 | 58,018,560 | 305,612,210 | 2,833,094 | 181,120,081 |
| 2.4.5.02.09.931.02.02 | REMUNERACION POR SERVICIOS TECNICOS - PIC -ASISTENCIAL | 46,020,000 | 0 | 0 | 32,800,000 | 0 | 78,820,000 | 0 | 0 | 2,845,324 | 9,764,300 | 11,666,243 | 10,363,996 | 13,414,088 | 10,138,066 | 58,192,017 | 1,253,204 | 31,840,137 |
| 2.4.5.02.09.931.03 | SERVICIOS DE SALUD HUMANA - PERSONAL DE APS | 0 | 0 | 0 | 0 | 0 | 0 | 0 | 0 | 0 | 0 | 0 | 0 | 0 | 0 | 0 | 0 | 0 |
| 2.4.5.02.09.931.03.01 | HONORARIOS APS - ASISTENCIAL | 0 | 0 | 0 | 0 | 0 | 0 | 0 | 0 | 0 | 0 | 0 | 0 | 0 | 0 | 0 | 0 | 0 |
| 2.4.5.02.09.931.03.02 | REMUNERACION POR SERVICIOS TECNICOS APS -ASISTENCIAL | 0 | 0 | 0 | 0 | 0 | 0 | 0 | 0 | 0 | 0 | 0 | 0 | 0 | 0 | 0 | 0 | 0 |
| 2.4.5.02.09.931.04 | SERVICIOS DE SALUD HUMANA - SERVICIOS ESPECIALIZADOS ASISTENCIAL | 413,400,000 | 0 | 0 | 130,000,000 | 130,000,000 | 413,400,000 | 6,850,340 | 35,722,755 | 30,327,315 | 17,289,935 | 23,845,804 | 23,492,950 | 27,755,765 | 25,004,135 | 190,288,999 | 163,400,000 | 85,185,035 |
| 2.4.5.02.09.931.04.01 | SERVICIOS APOYO DIAGNOSTICO DE IMAGENOLOGIA | 17,400,000 | 0 | 0 | 130,000,000 | 0 | 147,400,000 | 5,220,140 | 32,074,755 | 20,671,105 | 890,000 | 1,256,924 | 1,733,300 | 15,347,240 | 15,037,560 | 92,231,024 | 47,900,000 | 30,465,605 |
| 2.4.5.02.09.931.04.02 | SERVICIOS APOYO DIAGNOSTICO DE LABORATORIO CLINICO | 276,000,000 | 0 | 0 | 0 | 130,000,000 | 146,000,000 | 0 | 0 | 4,195,610 | 14,051,535 | 17,994,680 | 12,758,175 | 0 | 5,246,975 | 54,246,975 | 72,500,000 | 35,999,830 |
| 2.4.5.02.09.931.04.03 | SERVICIOS APOYO DIAGNOSTICO DE CERVICO-VAGINAL | 120,000,000 | 0 | 0 | 0 | 0 | 120,000,000 | 1,630,200 | 3,648,000 | 5,460,600 | 2,348,400 | 4,594,200 | 9,001,475 | 12,408,525 | 4,719,600 | 43,811,000 | 43,000,000 | 18,719,600 |
| 2.4.5.02.09.931.05 | SERVICIOS DE SALUD HUMANA - OTROS SERVICIOS ASISTENCIAL | 0 | 0 | 0 | 0 | 0 | 0 | 0 | 0 | 0 | 0 | 0 | 0 | 0 | 0 | 0 | 0 | 0 |
| 2.4.5.02.10 | VIAJES DE LOS FUNCIONARIOS EN COMISION | 3,000,000 | 0 | 0 | 0 | 0 | 3,000,000 | 0 | 0 | 0 | 0 | 49,542 | 0 | 0 | 807,850 | 857,392 | 2,142,608 | 807,850 |
| 2.4.5.09 | PASIVOS DE GASTOS DE COMERCIALIZACION Y PRODUCCION DE VIGENCIAS ANTERIORES | 270,000,000 | 810,392,129 | 0 | 157,737,173 | 157,737,173 | 1,080,392,129 | 37,221,633 | 932,142,214 | 0 | 4,544,220 | 0 | 0 | 0 | 0 | 973,908,067 | 42,397,201 | 0 |
| 2.4.5.09.01 | PASIVOS DE MATERIALES Y SUMINISTROS DE VIGENCIAS ANTERIORES | 200,000,000 | 0 | 0 | 0 | 157,737,173 | 42,262,827 | 10,926,911 | 23,606,276 | 0 | 0 | 0 | 0 | 0 | 0 | 34,533,187 | 1,748,692 | 0 |
| 2.4.5.09.01.01 | PASIVOS DE MEDICAMENTOS DE VIGENCIAS ANTERIORES | 50,000,000 | 0 | 0 | 0 | 50,000,000 | 0 | 0 | 0 | 0 | 0 | 0 | 0 | 0 | 0 | 0 | 0 | 0 |
| 2.4.5.09.01.02 | PASIVOS DE COMERCIALIZACION (COMPRA DE BYS PARA LA VENTA DIFERENTES A MEDICAMENTOS) DE VIGENCIAS ANTERIORES | 50,000,000 | 0 | 0 | 0 | 33,480,199 | 16,519,802 | 9,592,254 | 946,600 | 0 | 0 | 0 | 0 | 0 | 0 | 10,538,854 | 0 | 0 |
| 2.4.5.09.01.03 | OTROS PASIVOS DE MATERIALES Y SUMINISTROS ASISTENCIALES DE VIGENCIAS ANTERIORES | 100,000,000 | 0 | 0 | 0 | 74,256,975 | 25,743,025 | 1,334,657 | 22,659,676 | 0 | 0 | 0 | 0 | 0 | 0 | 23,994,333 | 1,748,692 | 0 |
| 2.4.5.09.02 | PASIVOS ADQUISICION DE SERVICIOS ASISTENCIALES DE VIGENCIAS ANTERIORES | 70,000,000 | 810,392,129 | 0 | 157,737,173 | 0 | 1,038,129,303 | 26,294,722 | 908,535,938 | 0 | 4,544,220 | 0 | 0 | 0 | 0 | 939,374,880 | 40,648,509 | 0 |
| 2.4.5.09.02.01 | PASIVOS DE SERVICIOS DE PERSONAL INDIRECTO ASISTENCIAL DE VIGENCIA ANTERIORES | 0 | 683,122,840 | 0 | 0 | 0 | 683,122,840 | 0 | 615,990,551 | 0 | 4,544,220 | 0 | 0 | 0 | 0 | 620,534,771 | 13,864,837 | 0 |
| 2.4.5.09.02.02 | PASIVOS DE SERVICIOS DE MANTENIMIENTO DE VIGENCIAS ANTERIORES | 20,000,000 | 77,834,490 | 0 | 0 | 0 | 97,834,490 | 0 | 97,834,490 | 0 | 0 | 0 | 0 | 0 | 0 | 97,834,490 | 0 | 0 |
| 2.4.5.09.02.03 | OTROS PASIVOS DE SERVICIOS ASISTENCIALES | 50,000,000 | 49,434,800 | 0 | 157,737,173 | 0 | 257,171,973 | 26,294,722 | 194,710,897 | 0 | 0 | 0 | 0 | 0 | 0 | 221,005,619 | 26,783,672 | 0 |



MONICA SAMPAYO CONTRERAS
Subdirectora Administrativa y Financiera